

Tools

Version 2023



Weidmüller 

Orange Selection

Quick and easy planning

As a planning engineer, do you want to select products easily and receive them quickly? From a partner you can rely on? Then plan with the Orange Selection from Weidmüller in the future. The Orange Selection items are always available, carefully selected and the portfolio consists of more than 1,500 items to fully cover your standard needs.

If your order is placed before 3:00 pm, we guarantee that your order will be on its way the very next working day.

For even more efficient planning and production processes, we will of course provide all articles in digital form. CAD, ETIM and eClass data are available in our online product catalogue **catalog.weidmueller.com**

We have summarised all the advantages of the Orange Selection on our website.

Check it out: **www.weidmueller.com/orange-selection**



Tools

Catalogue 6

Tools

Tools for the end of the day

Certification

Cutting

Stripping

Crimping

Pliers

Screwdrivers

Measuring / Testing

Tool sets

Automatic machines

Wire end ferrues and insulated connectors

Cable lugs

Appendix

Service and support

Index

Search according to type or order number,
worldwide activities

Tools

Tools for the end of the day

Seite A.3



Cutting tools

Page C.4



Front cable cutter

Page C.6



Cable cutter

Page C.7



Stripping and cutting tools

Page D.4



Sheathing strippers

Page D.12



Sheathing strippers for coaxial cable

Page D.14



Crimping and stripping tool

Page E.8



Crimping tools for wire end ferrules

Page E.9



Crimping tools for other contacts

Page E.18



Pressing tools

Page E.30



Electrohydraulic tools

Page E.33



Pliers
Page F.3



Torque screwdrivers
Page G.6



DMS manual
Page G.12



Cable gland tools
Page G.18



Screwdrivers
Page G.19



Digital voltage tester
Page H.6



2-pole voltage tester
Page H.7



Digital multimeter + others
Page H.11



Tool chest and cases
Page I.4



Crimp sets
Page I.31



Automatic machines and Wire Processing Center
Page J.4



Wire end ferrules and insulated connectors
Page K.4



Tools

Cable lugs

Page L.9



Service and support

Service connects – worldwide

Page V.2



- Service connects – worldwide
- Engineering services and customised products
- easyConnect – Your Industrial Service Platform
- Support Center
- Additional support services
- Weidmüller Configurator

Digital ordering options

Page V.10



Purchasing made easy:

- Weidmüller eShop
- OCI interface
- EDI interface

Ideally equipped for every work phase

Increase efficiency and save time

The current boom in the sector is opening up new challenges for panel builders. On the one hand, the order books are full, but on the other hand, international competition is increasing, which in turn is leading to increased cost pressure. This dilemma will not be resolved by a single action alone, but rather by the consistent optimisation of the entire panel building process.

With Weidmüller, you have a strong partner by your side to support you in all work phases with perfectly coordinated solutions for your workshop. Based on many years of practical experience in panel building, we offer a comprehensive portfolio to effectively speed up your processes and increase your quality. Take a good look at our tools, markers, printers, software, automated systems and panel infrastructure for all work phases – from planning to installation and finally operation.

Planning

With our software solutions for marking (M-Print® PRO), semi-automated cable assembly (WPC tool) and configuration (WMC), you are perfectly positioned in every project phase. Thanks to interfaces to your CAE system, you benefit from optimum data consistency from planning through to commissioning.

Installation

Tools of certified premium quality, intuitive automatic stripping and crimping machines as a stand-alone or semi-automated solution, as well as a coordinated marking system enable you to save time and ensure safe assembly. At the same time, you minimise sources of error. Our end-to-end range is rounded off by versatile installation materials and infrastructure components for the panel. Besides our professional manual tools, we also offer you sets with an appropriate and efficient combination of tools and coordinating accessories, as well as a complete tool chest that has been developed in line with 5S and lean principles.

Operation

Even after commissioning your panels, the perfect interaction of products and tools from a single source offers you sustainable efficiency gains. Our extensive range of measuring and testing tools provides you with reliable support for troubleshooting. Seamless marking of all panel components as well as digital data consistency simplify and speed up maintenance work. This helps you reduce downtimes and increase the efficiency of your process steps.

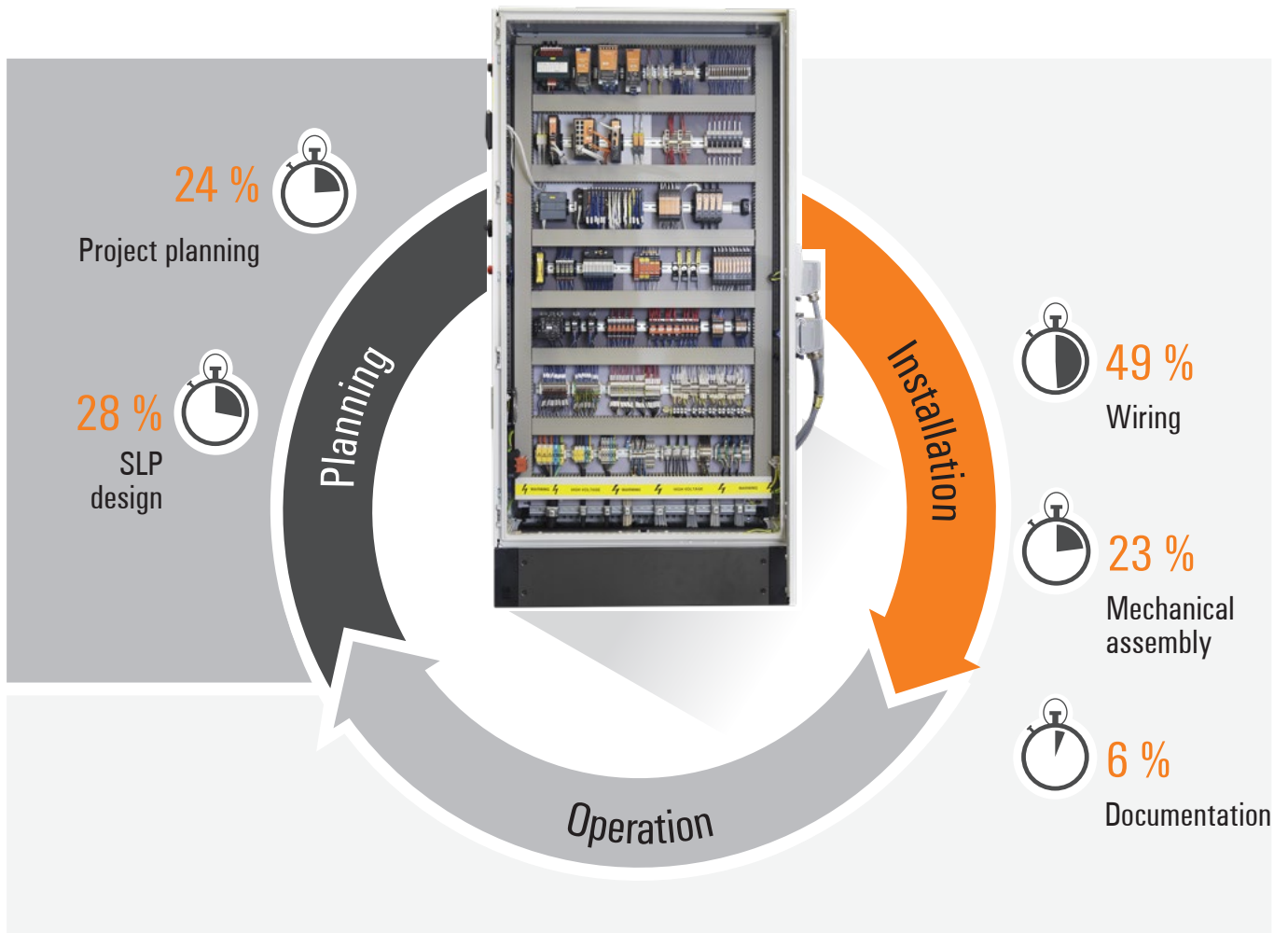


Recognising and harnessing the potential of Industry 4.0

Smart panel building increases efficiency

In traditional panel building, the product development process comprises numerous manual work steps. This means a high expenditure of resources and time as well as a natural source of error. A study by the University of Stuttgart on the subject of panel building 4.0* shows that traditional panel builders spend the most time during the planning and installation phases. In other words: The project planning and circuit diagram design work steps tie up more than 50% of the working time during the planning stage. The reason for this is inconsistent engineering processes and increasingly complex requirements as a result of the growing project business. The many manual tasks in mechanical assembly and wiring during the installation stage account for more than 70% of the working time!

The biggest time sinks in traditional panel building



*University of Stuttgart, Institute for Control Engineering of Machine Tools and Manufacturing Units, "Panel building 4.0 - A Study of the Potential of Automation and Digitalisation in the Production of Panels and Switching Systems in Traditional Mechanical and Plant Engineering)".

Greater productivity in the workshop

Standardisation and automation

Above all, standardisation, automation and process-wide solutions offer considerable optimisation potential for inconsistent engineering processes and time-consuming, manual activities. At Weidmüller, we have focused very closely on these issues.

The result: A portfolio of complete solutions for the workshop where each work step perfectly flows into the next, and enabling processes to be 80% faster with 100% planning reliability.

Optimisation potential from Weidmüller



80 %

Faster and safer processes

We are constantly developing innovations that streamline time-consuming work processes such as mechanical assembly and wiring and that increase your productivity, for example with tools, markers and printers optimally adapted to the application.



100 %

Premium quality

For over 40 years, Weidmüller has stood for automated systems, tools, markers and printers that meet the highest requirements. Our constantly updated certifications and approvals under all relevant standards speak for themselves – premium products made in Germany that you can rely on.



100 %

Planning safety

Maximum reliability for your projects. With Weidmüller you have a partner with many years of experience in cable processing and marking – and a partner that you can rely on. By reducing potential sources of error with continuous data consistency, we streamline time-consuming work processes and increase your productivity.



One Stop Shop

Guaranteed availability

Our complete solutions for your workshop are available to you everywhere and at any time thanks to our worldwide network. You can rely on this and on our proven logistical processes. Regardless of the location.

Cross-process solutions from Weidmüller

Design

The Weidmüller Configurator (WMC) supports you in planning and configuring your panel, such as with assembled terminal strips. You import data sets from your eCAD system through an interface and simply transfer them back after they have been processed in the WMC.

Purchasing

The consistent availability of all article and order numbers also applies to our E-shop and speeds up purchasing and reordering.

Planning

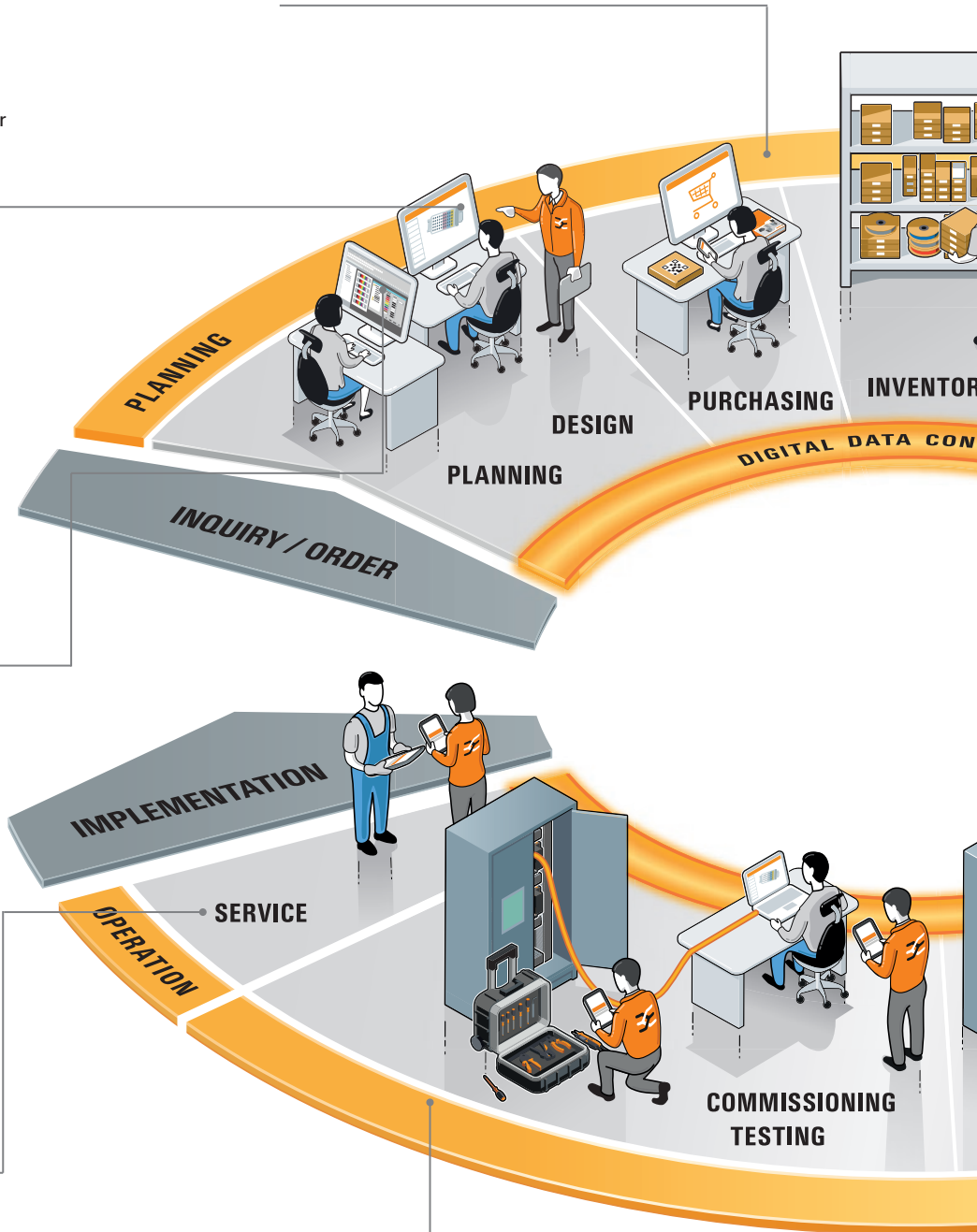
The M-Print® PRO marking software makes it much easier to plan and label markers. With the M-Print® PRO eCAD add-on, you connect your eCAD system with the marking software and perform intelligent automated component marking.

Service

You benefit from the perfect interaction of our integrated portfolio, even during and after the commissioning of your panels. Seamless marking of all panel components as well as digital data consistency simplify and speed up maintenance work. This helps you reduce downtimes and increases the efficiency of the entire application.

Mechanics and electronics in partnership:

High-quality and certified measuring and testing tools facilitate the final testing of panels and always deliver reliable measured values.



Warehousing

The markers of our MultiCard system are compatible with components such as terminal blocks, conductors, cables and devices from all manufacturers. Our MultiCard markers are available in almost 700 designs and can be individually printed. This reduces the number of marker variants that you always have to keep in stock.

Mechanical work preparation

Our comprehensive range supports you in all phases of work preparation, such as with the required panel infrastructure as well as cutting and perforation tools for the mechanical preparation of your panel components.

Electrical work preparation

Our automated systems carry out repetitive tasks for you, such as the cutting to length, stripping and crimping of cables. The marking software M-Print® PRO directly controls printers such as the PrintJet CONNECT or the THM MultiMark and ensures that the right marker is printed for every component and every cable.

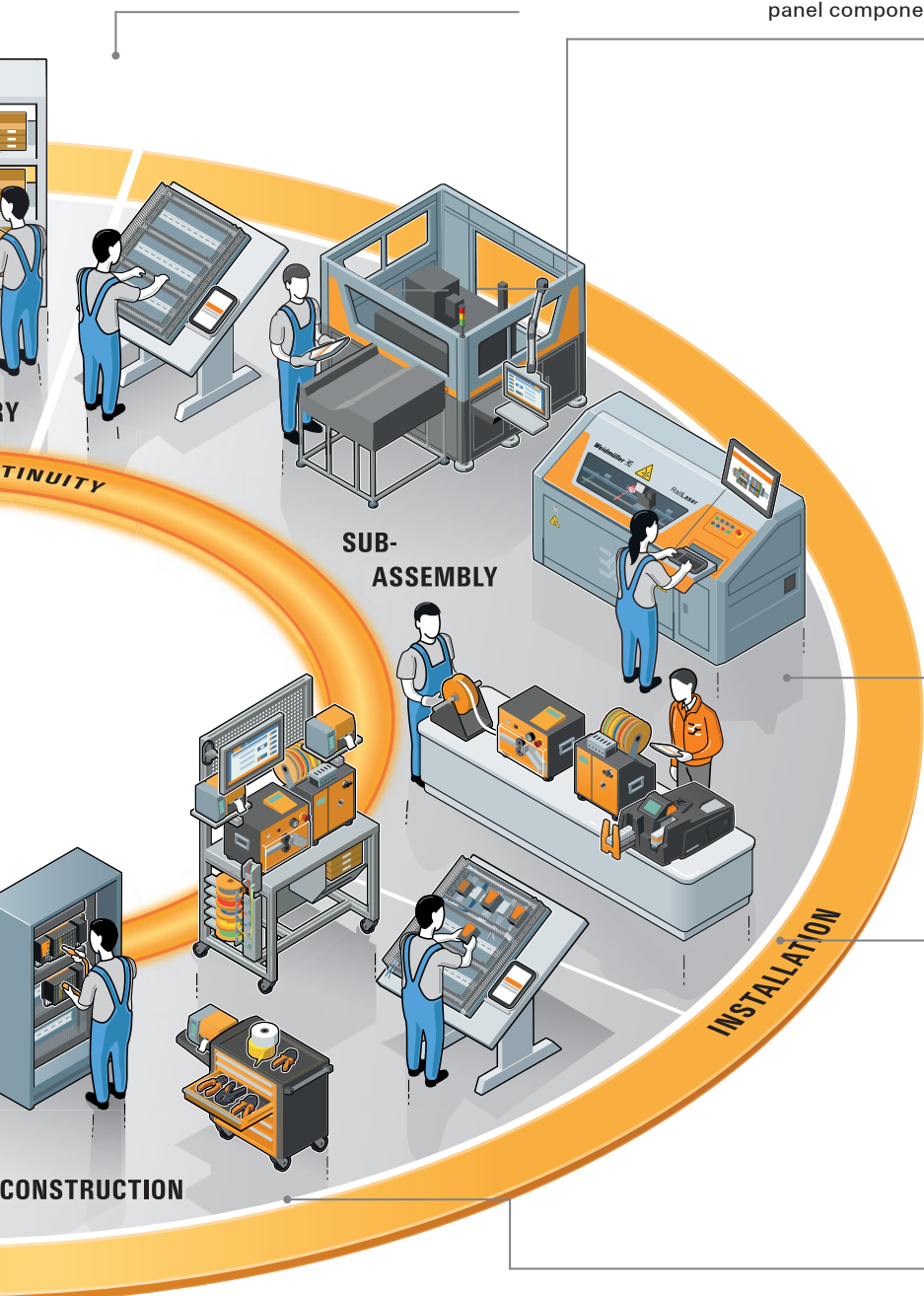
As stand-alone solutions or as a semi-automated Wire Processing Center (WPC) with your own planning software – our systems offer you maximum application flexibility.

Workshop/design

Error sources are reduced in installation and commissioning thanks to the clear and transparent marking of all cables and components. Weidmüller's manual tools for cutting, stripping, crimping, testing and screwing offer you a great deal of efficiency through precision, high quality and ergonomic design. The semi-automated Wire Processing Center (WPC) enables individual process optimisation with significantly increased efficiency.

Commissioning/testing

Your safety is the top priority when it comes to commissioning electrical systems and devices. Weidmüller's voltage and continuity testers comply with all relevant standards and you have peace of mind that your tests are performed in accordance with the regulations.



Working with our tool, that's the new rule. Professional tools - just work faster and more efficiently

With Weidmüller's professional tools, you can do your work faster, better, and more precisely than ever before. Even demanding tasks are easy and fatigue-free – almost like have superpowers.


For over 40 years, we have been developing and manufacturing ergonomic, durable quality tools to meet the highest demands and optimise your work processes. Rely on our experience and be prepared for new challenges every day.





Strip it – don't rip it
Precise stripping tools that give you an instant grip on any insulation

Chapter D



Tighten it – don't slip
Robust screwdrivers to handle any screw in the twinkling of an eye

Chapter G



Cut it – don't squeeze it
Professional cutting tools for demanding tasks indoors and outdoors

Chapter C



Crimp it – don't crush it
Reliable crimping tools that let you connect wire-end ferrules and contacts in a flash

Chapter E



Test it – don't be shocked
Professional testing tools that guarantee, you never miss a fault

Chapter H



Tools for the end of the day

Tools for the end of the day	Barbecue set	A.3
	Bottle opener	A.4
	Corkscrew	A.4

That's how to end the day with Weidmüller

A


Now it's the end of the day! A cool drink, a barbecue or a glass of wine: how to best enjoy your time after work is up to you.

We supply the right tools, so you can BBQ in style, with our barbecue cutlery, you can flip, twist and grill on all sides. And with our corkscrews and bottle openers, all your drinks will be served on time. That's the way to end the day with Weidmüller.



Barbecue set

Barbecue set



Technical data

Total length	445 mm
Weight	339 GRM
Note	

SD BBQ SET		
Total length	445 mm	
Weight	339 GRM	
Note		

Ordering data

Version	
Note	

Type	Qty.	Order No.
SD BBQ SET	1	2924480000
Note		

Bottle openers

Bottle openers

Bottle opener



Corkscrew



Technical data

Total length	
Weight	
Note	

SD OPEN	
147 mm	
79.3 GRM	
Note	

SDQ WINE	
95 mm	
127.6 GRM	
Note	

Ordering data

Version	
Note	

Type	Qty.	Order No.
SD OPEN	1	2750180000
Note		

Type	Qty.	Order No.
SDQ WINE	1	2924490000
Note		

Certification

Certification	Tool Certification	B.2
	Manufacturing expertise	B.5

Tool certification – the quality seal for your process

Weidmüller understands its responsibility to provide quality tools to ensure your processes run smoothly. To give our customers peace of mind, Weidmüller has a range of services to check their tools and even check the compatibility of the tools with the customers' wires and connectors. This service is called "Tool Certification" and will be explained in detail over the next few pages.



Weidmüller certification stands for quality and reliability. When successful, a certified tool receives a certificate outlining the test results and confirming the overall result. At the same time, a quality seal is attached to the tool as a symbol that this product fulfils all the necessary requirements, along with information regarding when the next certification is due.

There are three types of certification:

- New tool certification
- Recertification
- Customer-specific confirmation

We aim to fulfil all of our customers' needs, so if you require a service that is not listed here then please get in touch with your local sales contact.



Certification services at a glance

Certification when reordering

Prior to delivery, we arrange for your new tool to be certified by production-independent bodies and additional tests. Afterwards we guarantee the quality of our tool with a letter and seal.

Recertification

Has your tool been in use for a long time and you want to make sure that it still meets all standards? Send it to our Service department and we will test it thoroughly.

Process monitoring

Do you want to secure your process without having to send in your tools on a regular basis for recertification? Not a problem. All you have to do is crimp sample conductors and send these to us. We then check the crimping quality for you.

We offer a wide range of services for our hand tools and automatic machines

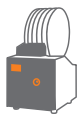
B



Do you need personal support for commissioning and setting up your automatic machines or printers?
We are happy to help – even on site.



Your machine shows a malfunction, even though a large order is about to be completed?
A pool of rental equipment is available for you to reduce downtime. And even internationally.



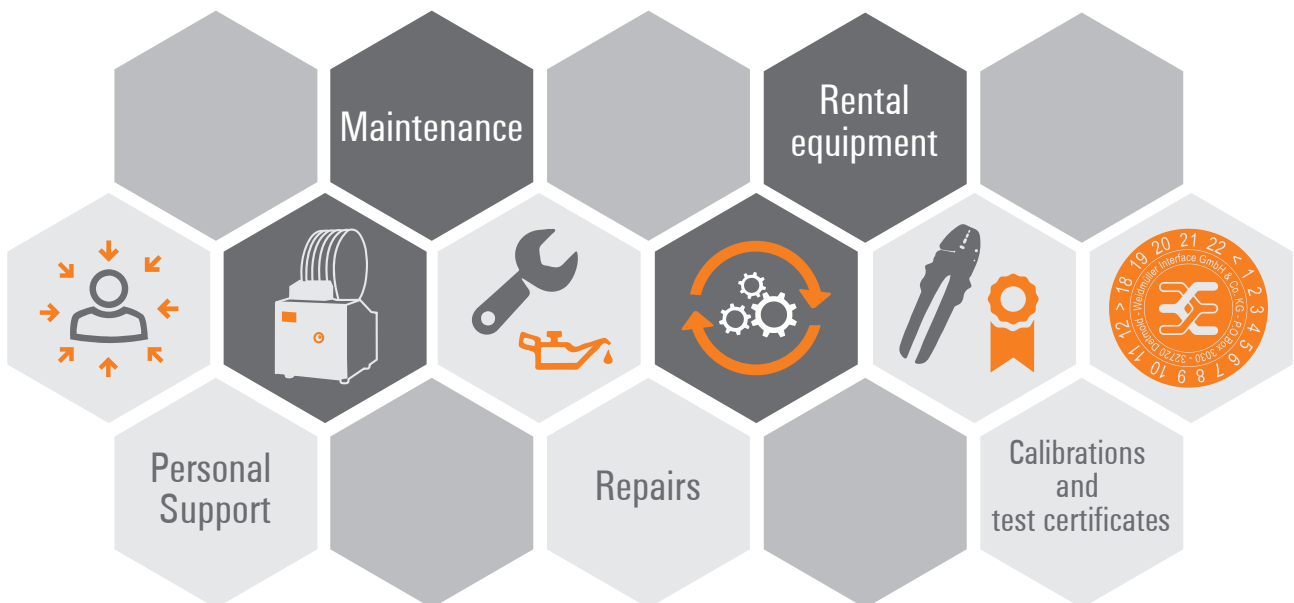
You want your tools to always work perfectly and reliably?
Maintenance of hand tools, automatic machines and printers - a long service life of your equipment is important to us.



Do you have increased requirements for your (crimp) connections?
For your guaranteed safety, we offer calibrations and test certificates for many of our tools. In addition, we test your individual connection with our calibrated measuring equipment using the current standards. You send us your assembled conductors with the necessary information and receive a test report from us.



Despite all the care you take, has something been broken?
In case of service, we are happy to support you with spare parts and repairs.



It takes a manufacturer who knows his clients' work to develop just the right tools for the job



Our professional tools are the result of an intensive development process, in direct response to customer feedback on the demands made of them in practice. Because, as a manufacturer, we believe that the right tools can only be developed for you if we are familiar with your business, understand your work processes and unrelentingly endeavour to help make them as effective as possible. In addition, a long tool lifespan and application-based functionality are just as important to us in our work as creating the perfect working conditions. A good tool has to fit snugly in your hand, which is why we attribute such importance to achieving the best possible ergonomics, optimally distributing a tool's weight and making it easy to use. This protects you and boosts your efficiency.



Testing the endurance of stripax® in the Weidmüller laboratory

Tested quality in all areas

We make sure that the quality of our tools is consistently maintained by subjecting them to rigorous tests in our own laboratory. This quality control process also incorporates the contacts and conductors that are worked on with our tools, and these undergo thorough testing together with our terminals.

Whether it's a test of insertability into the rated clamping space, a bending test or a test of the pull-out forces, the complex, cross-linked testing procedures give you the peace of mind that both products and tools will work together in harmony.

This means you can benefit from having precision tools that deliver unfailing functionality and excellent manageability. This in turn helps enable you to optimise your work processes and increase your productivity.

Products are invariably only as good as the tools with which they are processed. Which is why everything goes hand in hand at Weidmüller. We have just the right tools for all your needs, covering everything from terminal mounting to the installation of sensitive electronic components.

We aim to simplify your work and help boost your profitability.

Cutting

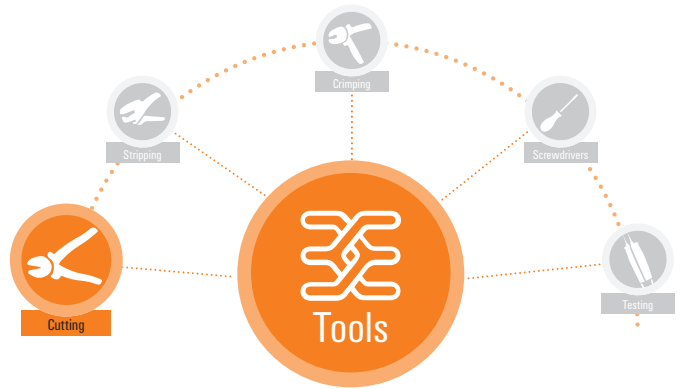
Cutting	Introduction	C.2
	Cutting tools	C.4
	Front cable cutter	C.6
	Cable cutter	C.7
	Cutting and releasing tools	C.9
	Mounting rail cutter	C.12
	Hydraulic hole puncher	C.14
	Electrician's cutters / scissors	C.18

Cut it – don't squeeze it

Working with our tool, that's the new rule.

Professional cutting tools for demanding tasks indoors and outdoors

Develop superpowers for cutting through copper and aluminium conductors. With our professional cutting tools, you can work faster and more precisely than ever before. You even complete demanding cutting tasks without much effort – regardless of the cable cross-section and the installation environment. We ensure this with optimally shaped cutting edges, sophisticated mechanics, and perfect ergonomics. No matter what you have in mind: you will find the right professional tool for your next challenge in our range.



At Weidmüller the term "cutting" refers to the severing of cables, wires and conductors of copper or aluminium with an appropriate tool for the application.

The requirement for all cutting tools is to perform a smooth, straight cut without deforming the conductor.

According to **DIN 8588**, experts differentiate between shear cutting, wedge-action cutting, tearing and breaking. Shear cutting is employed particularly in the cutting of cables, wires and conductors. Cutting tools with cross blades should perform an oblique cut and operate without play.


The essential quality characteristics for professional cutting tools are a cutting edge shape which is suited to, and optimised for, the corresponding application, so that the manual forces required for cutting remain low. This allows single-handed operation.

Tools by Weidmüller comply with all requirements imposed on professional cutting tools.


Movement of the blades

We differentiate between two basic cutting processes:

- Push cut
- Draw cut




In **push cut**, the cutting movement is perpendicular between tool and workpiece.




In **draw cut**, the cutting movement is oblique to the tool.

Position of the blades



In **position 1**, the blades act directly and over the whole length, i.e. considerable force is required.



In **position 2**, the blades cross as in a pair of scissors, the cut is therefore "offset" and requires less force.

Cutting

The process chain for cable processing always starts with cutting the conductor. It is important to ensure that a clean, square and above all crush-free cut is made.



Sheared-off conductor



Pulled out conductor



Crushed cable



Example of a clean cut

Cutting tools

Cutting tools

- The cutting blade design for different cable sizes increases the quality of the cuts for smaller cross-sections
- Not suitable for steel wires, steel-armoured cables, aluminium alloys and hard-drawn copper conductors!
- Cutting without deformation of the conductor
- Do not cut live conductors
- Individually tested protective insulation, 1000V, VDE and GS tested in accordance with EN/IEC 60900
- Optimised handle ergonomics
- Minimal hand force required

KT 8



KT 12



⊘ max. 8 mm

● max. 16 mm²

⊙ max. 16 mm²

⊘ max. 16 mm²

Suggested cross-section range /
Empfohlener Querschnittsbereich



⊘ max. 12 mm

● max. 16 mm²

⊙ max. 25 mm²

⊘ max. 35 mm²

Suggested cross-section range /
Empfohlener Querschnittsbereich



Technical data

Max. cutting performance, copper cable acc. to EN 60228

Copper cable - solid, max.
Copper cable - stranded, max.
Copper cable - flexible, max.

Max. cutting performance, aluminium cable acc. to EN 60228

Stranded aluminium cable, max (mm²)
Stranded aluminium cable, max. diameter

Tool data

Depth / Width / Height
Weight

Note

KT8

50 mm² / 1 AWG
35 mm² / 2 AWG
25 mm² / 4 AWG

35 mm² / 2 AWG
9 mm

30 / 185 / 65,5 mm
180 g

Tool closed

KT12

95 mm² / 3/0 AWG
70 mm² / 2/0 AWG
50 mm² / 1 AWG

70 mm² / 2/0 AWG
11 mm

30 / 225 / 63,5 mm
300 g

Tool closed

Ordering data

Version

Type	Qty.	Order No.
KT 8	1	9002650000

Type	Qty.	Order No.
KT 12	1	9002660000

Note

KT 14



max. 14 mm

max. 16 mm²

max. 35 mm²

max. 70 mm²

Suggested cross-section range /
Empfohlener Querschnittsbereich



KT14
16 mm ² / 6 AWG
35 mm ² / 2 AWG
70 mm ² / 2/0 AWG
70 mm ² / 2/0 AWG
14 mm
30 / 225 / 63.5 mm
320 g
Tool closed

Type	Qty.	Order No.
KT 14	1	1157820000

Single-core aluminium cable corresponds to single-wire sector cable

KT 22



max. 22 mm

max. 25 mm²

max. 50 mm²

max. 95 mm²

Suggested cross-section range /
Empfohlener Querschnittsbereich



KT22
150 mm ² / 4/0 AWG
95 mm ² / 3/0 AWG
70 mm ² / 2/0 AWG
95 mm ² / 3/0 AWG
13 mm
31 / 249 / 71.5 mm
460 g
Tool closed

Type	Qty.	Order No.
KT 22	1	1157830000




Front cable cutter

Front cable cutter

- Suitable in situations where cables have to be cut in confined spaces
- Easy handling
- Minimal hand force required
- Release option in every cutting position
- Not suitable for steel wires, steel-armoured cables, aluminium alloys and hard-drawn copper conductors!
- Do not cut at live conductors

KT-F 36



-  Cu + Al: max. 35 mm
-  Cu: max. 300 mm²
Al: max. 300 mm²
-  Cu: max. 300 mm²

Technical data

Max. cutting performance, copper cable

Copper cable - stranded, max.
Copper cable - flexible, max.
Copper sector cable

Max. cutting performance, aluminium cable

Stranded aluminium cable, max (mm²)
Stranded aluminium cable, max. diameter

Tool data

Depth / Width / Height
Weight

Note

KT-F 36

300 mm² / 600 kcmil
300 mm² / 600 kcmil

300 mm² / 600 kcmil
35 mm

50 / 360 / 150 mm
1918 g

Tool closed

Ordering data

Version

Type	Qty.	Order No.
KT-F 36	1	9002190000

Note

Cable cutter




- One-hand operation
- Easy handling
- Minimal hand force required
- Release option in every cutting position
- Not suitable for steel wires, steel-armoured cables, aluminium alloys and hard-drawn copper conductors!
- Do not cut live conductors

KT 45 R






KT 55



-  Cu + Al: max. 45 mm
-  Cu: max. 300 mm²
Al: max. 400 mm²
-  Cu: max. 400 mm²



-  Cu + Al: max. 55 mm
-  Cu: max. 500 mm²
Al: max. 500 mm²
-  Cu: max. 500 mm²



Technical data

Max. cutting performance, copper cable
Copper cable - stranded, max.
Copper cable - flexible, max.
Copper sector cable
Max. cutting performance, aluminium cable
Stranded aluminium cable, max (mm ²)
Stranded aluminium cable, max. diameter
Aluminium sector cable
Tool data
Depth / Width / Height
Weight
Note

KT 45 R
300 mm ²
400 mm ² / 800 kcmil
3 x 70 SM
400 mm ² / 800 kcmil
45 mm
4 x 70 SE
40 / 290 / 85 mm
740 g

KT 55
500 mm ²
500 mm ² / 1000 kcmil
3 x 150 SM
500 mm ² / 1000 kcmil
55 mm
4 x 150 SE
45 / 365 / 115 mm
1450 g

Ordering data

Version
Note

Type	Qty.	Order No.
KT 45 R	1	9202040000

The dimensions of the cable cutter refer to the delivery condition, i.e. the point of the hinged blade parallel to the fixed blade.

Type	Qty.	Order No.
KT 55	1	9202060000

The dimensions of the cable cutter refer to the delivery condition, i.e. the point of the hinged blade parallel to the fixed blade.

Accessories

Note

Type	Qty.	Order No.
ERME KT 45 R	1	9204270000
Spare pivoting cutter		

Type	Qty.	Order No.
ERME KT 55	1	9204280000
Spare pivoting cutter		

Cable cutter




Cable cutter

- Easy handling
- Minimal hand force required
- Release option in every cutting position
- Not suitable for steel wires, steel-armoured cables, aluminium alloys and hard-drawn copper conductors!
- Do not cut at live conductors



KT 80



-  Cu + Al: max. 80 mm
-  Cu: max. 630 mm²
Al: max. 1.000 mm²
-  Cu: max. 630 mm²



Technical data

Max. cutting performance, copper cable

Copper cable - stranded, max.
Copper cable - flexible, max.
Copper sector cable

Max. cutting performance, aluminium cable

Stranded aluminium cable, max (mm²)
Stranded aluminium cable, max. diameter
Aluminium sector cable

Tool data

Depth / Width / Height
Weight

Note

KT 80

630 mm²
630 mm² / 1260 kcmil
3 x 240 SM

1000 mm² / 2000 kcmil

4 x 240 SE

55 / 675 / 175 mm

3240 g

Ordering data

Version

Note

Accessories

Note

Type	Qty.	Order No.
KT 80	1	9202080000

The dimensions of the cable cutter refer to the delivery condition, i.e. the point of the hinged blade parallel to the fixed blade.

Type	Qty.	Order No.
ERME KT 80	1	9204290000

Spare pivoting cutter

Cutting and releasing tools

Special release tool for the Weidmüller W-Series terminal connectors.

WAW 1

Notching tool




Tool for releasing poles from WQV 2.5 to WQV 35 cross connections used in Weidmüller W-Series terminal connectors.

WAW 2

Notching tool



Tool for punching out the cross-connection windows of the Weidmüller W-Series terminal connectors WSI 6 fuse terminal



Technical data

Length
Depth
Width
Weight
Note

WAW 1
167 mm
227 g

WAW 2
205 mm
338 g

Ordering data

Version
Note

Type	Qty.	Order No.
WAW 1 NEUTRAL	1	9004500000

Type	Qty.	Order No.
WAW 2	1	9004510000

Cutting and releasing tools

Cutting and releasing tools


Special cutting tool for clean pinch-free cutting of Weidmüller Z-Series cross-connections

KT ZQV

Cutting tool



Cutting tool for clean cutting of Weidmüller Z-Series cross-connections



KT Mini



Technical data

Max. cutting performance, copper cable acc. to EN 60228

Copper cable - solid, max.
Copper cable - stranded, max.
Copper cable - flexible, max.

Max. cutting performance, aluminium cable acc. to EN 60228

Stranded aluminium cable, max (mm²)
Stranded aluminium cable, max. diameter

Tool data

Depth / Width / Height
Weight

Note

180 / 30 / 65 mm
300 g

35 mm² / 2 AWG
25 mm² / 4 AWG
16 mm² / 6 AWG

25 mm² / 4 AWG
7 mm

9.5 / 42 / 120 mm
91 g

Ordering data

Version

Type	Qty.	Order No.
KT ZQV	1	9002170000

Type	Qty.	Order No.
KT MINI	1	2876460000

Note

A large selection of cross-connectors can be found in our current Modular Terminals Catalogue.

Cutting and releasing tools

VKSW

Wire channel cutter



Wire channel cutter for manual operation in cutting wiring channels and covers up to 125 mm wide and a wall thickness of 2.5 mm. Not suitable for plastics reinforced by fillers plastics.

- Cutting with no burrs or waste
- Longitudinal stop (1000 mm) with guide for precision angle cutting
- Table-top unit for mounting on workbench or similar workplaces
- Hardened cutting edges made from special steel

Technical data

Max. cutting performance, copper cable acc. to EN 60228	
Copper cable - solid, max.	
Copper cable - stranded, max.	
Copper cable - flexible, max.	
Max. cutting performance, aluminium cable acc. to EN 60228	
Stranded aluminium cable, max (mm ²)	
Stranded aluminium cable, max. diameter	
Tool data	
Depth / Width / Height	290 / 280 / 285 mm
Weight	15000 g
Note	

Ordering data

Version	Type	Qty.	Order No.
	VKSW	1	1137530000
	ERME VKSW	1	1251270000
Note			

TSLD

TSLD

Terminal rail cutting and punching tool



Hand-operated mounting rails cutter for cutting and perforating DIN mounting rails made of steel or copper.

- Cutting with no burrs or waste
- Length stop (1000 mm) is included in delivery
- Table-top unit for mounting on workbench or similar workplaces

Note on TSLD C:

G profile is replaced by customer-specific profile

- Profile is individually adapted according to pattern
- 2-metre sample rail or Weidmüller article number necessary
- Production to order



Copper earthing bar



TS 32 mm according to EN 60715 (s = 1.5 mm)



TS 15/5.5 mm according to EN 60715 (s = 1.0 mm)



TS 35/7.5 mm according to EN 60715 (s = 1.0 mm)



TS 35/15 mm according to EN 60715 (s = 1.5 mm)

Technical data

Housing specification
Width
Depth
Height
Weight
Note

TSLD 5
270 mm
200 mm
205 mm
19000 g
Technical data without lever and length end stop

Ordering data


Version
Note

Type	Qty.	Order No.
TSLD 5	1	9918700000
TSLD C	1	1270310000

TSD 35

TSD 35

Mounting rail cutter



TS 35/7.5 mm according to EN 60715 (s = 1.0 mm)



TS 35/15 mm according to EN 60715 (s = 1.5 mm)

Hand-operated mounting rail cutter for cutting DIN mounting rails made of steel or copper.

- cutting with no burrs or waste
- Length stop is included in delivery
- Table-top unit for mounting on workbench or similar workplaces

Technical data

Housing specification
Width
Depth
Height
Weight
Note

TSD 35
142 mm
200 mm
110 mm
16000 g
Note
Technical data without lever and length end stop

Ordering data

Version
Note

Type	Qty.	Order No.
TSD 35	1	1318510000
Note		
A large selection of mounting rails can be found in our current Terminal Connectors Catalogue.		

Hydraulic hole puncher

C

The IP protection classes for housings, cable glands, heavy-duty connectors and Industrial Ethernet connectors can only be maintained under two conditions: the sheet metal must not be bent during the punching process and the size of the punched-out holes must correspond precisely with the specifications. The IE-KO-HAT hydraulic sheet metal hole puncher, together with its accessories, guarantees you the highest quality workmanship available. It ensures that the connector fits precisely with the punched-out holes so that you can fulfill the proper IP protection class requirements.



The hydraulic hole puncher punches out precise holes for accommodating metric and PG cable glands.



Automatic centre punching at the drill points when punching out holes for heavy-duty connectors.



Punching out holes for a variety of industrial Ethernet connectors.

The table below lists the round splitting stamps and their corresponding tension screws – for manual use and for use with the hydraulic screws

Type	Descriptions	Dimension	Order No.	Tension screw Ø x l in mm	Order No.	Hydraulic screw (tension bolt) Ø in mm	Order No.
KOS M 16	Round splitting stamp for M16 cable glands	Ø 16.2 mm	9204880000	9.5 x 50	9205030000	19 x 9.5	9205000000
KOS M 20	Round splitting stamp for M20 cable glands	Ø 20.4 mm	9204950000	9.5 x 50	9205030000	19 x 9.5	9205000000
KOS M 25	Round splitting stamp for M25 cable glands	Ø 25.4 mm	9204900000	9.5 x 50	9205030000	19 x 9.5	9205000000
KOS M 32	Round splitting stamp for M32 cable glands	Ø 32.5 mm	9204910000	19.0 x 55	9205040000	19	9205010000
KOS M 40	Round splitting stamp for M40 cable glands	Ø 40.5 mm	9204920000	19.0 x 75	9204780000	19	9205010000
KOS M 50	Round splitting stamp for M50 cable glands	Ø 50.5 mm	1548410000	19.0 x 75	9204780000	19	9205010000
KOS M 63	Round splitting stamp for M63 cable glands	Ø 63.5 mm	1548400000	19.0 x 75	9204780000	19	9205010000
KOS PG 9	Round splitting stamp for PG9 cable glands	Ø 15.2 mm	9204930000	9.5 x 50	9205030000	19 x 9.5	9205000000
KOS PG 11	Round splitting stamp for PG11 cable glands	Ø 18.6 mm	9204940000	9.5 x 50	9205030000	19 x 9.5	9205000000
KOS PG 13	Round splitting stamp for PG13 cable glands	Ø 20.4 mm	9204950000	9.5 x 50	9205030000	19 x 9.5	9205000000
KOS PG 16	Round splitting stamp for PG16 cable glands	Ø 22.5 mm	9204960000	9.5 x 50	9205030000	19 x 9.5	9205000000
KOS PG 21	Round splitting stamp for PG21 cable glands	Ø 28.3 mm	9204970000	9.5 x 50	9205030000	19 x 9.5	9205000000
KOS PG 29	Round splitting stamp for PG29 cable glands	Ø 37.0 mm	9204980000	19.0 x 55	9205040000	19	9205010000
KOS PG 36	Round splitting stamp for PG36 cable glands	Ø 47.0 mm	9204990000	19.0 x 75	9204780000	19	9205010000

Information: Hydraulic screw included in the IE-KO-HAT set.
Tension screws only used for manual operation.

Hydraulic sheet holes

Incl. accessories:

- 1 HSS pre-drill Ø 10 mm
- 1 tension bolt Ø 19 mm
- 1 tension bolt Ø 19 x 9.5 mm
- 1 spacer nut set (3-part)
- 1 bridge

IE-KO-HAT



- Pressure relief valve protects against overloading
- Cylinder head angled at 90°
- Angled head can be rotated through 360°
- Ergonomic handle springs back automatically
- The waste piece no longer becomes jammed thanks to 3-fold splitter
- Hydraulic punch made of high-strength aluminium (approx. 40% weight saving)
- Service life greatly reduced when stainless steel sheets are used

Technical data

Max. steel-sheet punching performance
Round holes from 1 to Ø 85 mm
Round holes from 2 to Ø 64 mm
Square holes up to
Rectangular holes up to
Max. stainless steel sheet punching performance
Round holes from 3 to Ø 64 mm
Tool data
Depth / Width / Height
Weight
Punching force
Max. operating pressure
Note

IE-KO-HAT
2,0 mm F = 370 N/mm ²
3,0 mm F = 370 N/mm ²
68 x 68 mm; 2,0 mm F = 370 N/mm ²
36 x 112 mm; 2,0 mm F = 370 N/mm ²
2,5 mm F = 600 N/mm ²
70 / 290 / 120 mm
1,9 kg
75 kN
650 bar

Ordering data

Version
Note

Type	Qty.	Order No.
IE-KO-HAT	1	1966810000

Accessories

Tension bolt
Tension bolts
Pre-drill
Note

Type	Qty.	Order No.
KOHS 19	1	9205010000
KOHS 9.5+19	1	9205000000
KOPD 10.0	1	9205020000

Splitting stamp on the next page



Tension bolt KOHS 19



Tension bolts KOHS 9.5+19



Pre-drill KOPD 10.0

Custom stamp for Industrial Ethernet connections



Type	Description	Dimensions	Qty.	Order No.
IE-KOK-V1	Custom shape for Bajonet O1 metal	Ø 27 mm x 1-side 25.9 mm	1	1966780000
IE-KOK-V4	Custom shape for Push Pull V04 plastic	Ø 23.2 mm x 2-sides 20.2 mm	1	1966790000
IE-KOK-V5	Custom shape for RockStar® V05 metal	22.0 x 22.0 mm	1	9204790000

Rectangular splitting stamp for heavy-duty connectors



Type	Description	Dimensions	Size	Qty.	Order No.
KOK 52 x 36	Splitting stamp for 6-pole heavy-duty connectors	52.0 x 36 mm	3	1	9204820000
KOK 65 x 36	Splitting stamp for 10-pole heavy-duty connectors	65.0 x 36 mm	4	1	9204830000
KOK 86 x 36	Splitting stamp for 16-pole heavy-duty connectors	86.0 x 36 mm	6	1	9204850000
KOK 91 x 36	Splitting stamp for 16-pole heavy-duty connectors	91.0 x 36 mm	1	1	9204860000
KOK 112 x 36	Splitting stamp for 24-pole heavy-duty connectors	112.0 x 36 mm	8	1	9204870000
KOK 52 x 91	Splitting stamp for FrontCom Vario	52.0 x 91 mm		1	2008410000

Rectangular splitting stamp for switches



Type	Description	Dimensions	Qty.	Order No.
KOK 46 x 46	Rectangular splitting stamp for switches	46.0 x 46.0 mm	1	9204810000
KOK 68 x 68	Rectangular splitting stamp for switches	68.0 x 68.0 mm	1	9204840000
KOK 92 X 92	Rectangular splitting stamp for switches	92.0 x 92.0 mm	1	2008420000

Round splitting stamp for metric cable glands



Type	Description	Dimensions	Qty.	Order No.
KOS M 16	Round splitting stamp for M16 cable glands	Ø 16.2 mm	1	9204880000
KOS M 20	Round splitting stamp for M20 cable glands	Ø 20.4 mm	1	9204950000
KOS M 25	Round splitting stamp for M25 cable glands	Ø 25.4 mm	1	9204900000
KOS M 32	Round splitting stamp for M32 cable glands	Ø 32.5 mm	1	9204910000
KOS M 40	Round splitting stamp for M40 cable glands	Ø 40.5 mm	1	9204920000
KOS M 50	Round splitting stamp for M50 cable glands	Ø 50.5 mm	1	1548410000
KOS M 63	Round splitting stamp for M63 cable glands	Ø 63.5 mm	1	1548400000

Round splitting stamp for high-strength cable glands



Type	Description	Dimensions	Qty.	Order No.
KOS PG 9	Round splitting stamp for PG9 Cable glands	Ø 15.2 mm	1	9204930000
KOS PG 11	Round splitting stamp for PG11 Cable glands	Ø 18.6 mm	1	9204940000
KOS PG 13	Round splitting stamp for PG13 Cable glands	Ø 20.4 mm	1	9204950000
KOS PG 16	Round splitting stamp for PG16 Cable glands	Ø 22.5 mm	1	9204960000
KOS PG 21	Round splitting stamp for PG21 Cable glands	Ø 28.3 mm	1	9204970000
KOS PG 42	Round splitting stamp for PG29 Cable glands	Ø 37.0 mm	1	1548380000
KOS PG 48	Round splitting stamp for PG36 Cable glands	Ø 47.0 mm	1	1548390000

Tension screw



Type	Description	Dimensions	Qty.	Order No.
KOBBS	Tension screw	9.5 x 50 mm	1	9205030000
KOBBS	Tension screw	19 x 55 mm	1	9205040000
KOBBS	Tension screw	19 x 75 mm	1	9204780000

Note:

Overview of the allocation of hydraulic screws on page B.13

SLICER 1K

Electrician's knife



- Lock-blade knife with plastic handle
- Rust-proof
- With round and triangular notch

SLICER 2K

Electrician's knife



- Lock-blade knife with plastic handle
- Electrician blade with 2 notches and lock
- Curved blade, part of which is finely serrated
- Rust-proof

SCISSOR 2K

Electrician's scissors



- With wire cutter
- Serrated cutting edge
- Rust-proof
- Soft-touch handle for firm grip

Ordering data

Type	Qty.	Order No.
SLICER 1K	1	9918160000

Ordering data

Type	Qty.	Order No.
SLICER 2K	1	9041600000

Ordering data

Type	Qty.	Order No.
SCISSOR 2 K	1	9918230000

SCISSOR KEVLAR



- Cable shears specially designed for aramid fibres
- Only for cutting aramid fibres (strain relief in fibre-optic cables)
- Do not use for other materials
- Special blade geometry
- Blades ground
- With teeth on the cutting edge
- Riveted joint
- Hand-friendly, impact-resistant plastic handles

Ordering data

Type	Qty.	Order No.
SCISSORS KEVLAR	1	1208910000

Stripping

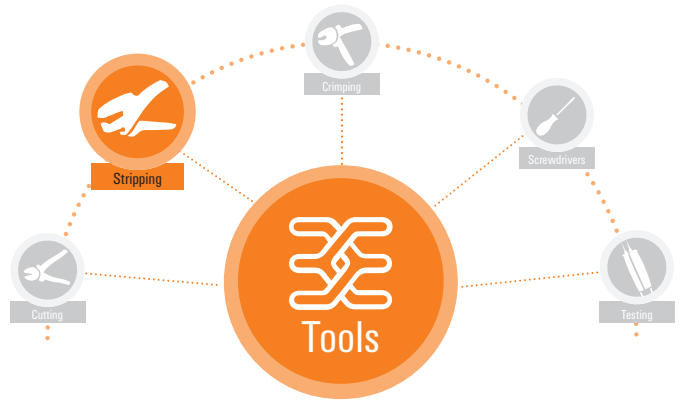
Stripping	Introduction	D.2
	Stripping and cutting tools	D.4
	Sheathing strippers	D.12

Strip it – don't rip it

Working with our tool, that's the new rule.

Precise stripping tools that give you an instant grip on any insulation

Combine speed with sensitivity. Our professional stripping tools make your work easier than ever before. No matter whether you want to process small or large conductor cross-sections: You will always achieve a perfect result. This is because our stripping tools are suitable for different insulations and conductor cross-sections – and because you will find exactly the tool that suits your requirements in our large range.





“Stripping” means the cutting and removal of the insulation. The following must be ensured in performing this task. The stripping dimension must be observed and neither the conductor nor the remaining insulation must be damaged. To avoid mistakes, use a stripping tool matched to the insulation and cross-section of the conductor. Do not use work knives or penknives because the stripping quality when using such tools depends entirely on the manual dexterity of the user. The quality is not consistent, even when the user is highly skilled.

stripax® stripping tools guarantee a consistent stripping result which complies with DIN regulations. The tools are rated for standard dimension PVC insulation. Any PVC insulation thicknesses deviating from normal can be set manually. The conductor stopper and integrated wire cutter allow highly versatile use of the tools.


Special insulation types such as Teflon, Silicone and Kapton require special stripping tools. These tools strip the conductor with punch blades.

Stripping

After cutting the conductor, it is prepared for crimping. First, a predetermined length of insulation is removed without damaging the conductor. The subsequent contact point or the wire end ferrule to be processed determines how much of the conductor insulation needs to be removed. Care must also be taken here to make sure that the cable is stripped to a high quality standard. Stripping errors that must be avoided are listed in DIN IEC 60352-2.



Damaged conductor insulation



Damaged or cut-off individual wires



Excessively twisted individual wires




Too few twisted single wires



Remains of the conductor insulation on the stripped conductor



Insulation not cut in properly



Correctly stripped conductor

Stripping and cutting tools

Stripping and cutting tools

- For flexible and solid conductors
- Double-insulated cables in two process steps without special adjustment
- Automatic opening of clamping jaws after stripping
- No play in self-adjusting cutting unit
- Long service life
- No splaying of individual conductors
- Optimised ergonomic design
- Stripping length adjustable via end stop
- Adjustable to diverse insulation thicknesses
- Removable handle shells
- Fold-out cutting protection
- Personalised marking with ESG device marker
- Selectable two-stage partial stripping

D




stripax®

0.08...10 mm²



- Stripping: PVC-insulated flexible and solid conductors from 0.08...10 mm² (~AWG 28...8)
- Cutting: PVC-insulated flexible and solid conductors up to 6 mm² (AWG 10)
- Processing of multi-conductors. Several thin flat ribbon cables can even be processed in one operation
- No damage to the conductors thanks to special, self-adjusting stripping blades



stripax® 16

6...16 mm²



- Stripping: PVC-insulated flexible and solid conductors from 6...16 mm² (~AWG 10... 6)
- Cutting: PVC insulated flexible and solid conductors up to 6 mm² (AWG 10)
- No damage to the conductor thanks to specially shaped blade



Technical data

Max. stripping performance
Cable type
Wire cross-section, min. / max.
Stripping length, max.
Cutting performance
Conductor cross-section (cutting capacity)
Tool data
Width
Height
Weight
Note

STRIPAX
Flexible and solid conductors with PVC insulation
0.08...10 mm ²
25 mm
6 mm ²
190 mm
99 mm
225 g

STRIPAX 16
Flexible and solid conductors with PVC insulation
6...16 mm ²
25 mm
6 mm ²
190 mm
99 mm
175 g

Ordering data

Version
Note

Type	Qty.	Order No.
STRIPAX	1	9005000000
STRIPAX ZERT	1	9017330000

Type	Qty.	Order No.
STRIPAX 16	1	9005610000
STRIPAX 16 ZERT	1	9918180000

Accessories

	Spare stripping blade
	Spare clamping jaw
Note	

Type	Qty.	Order No.
ERME 10 ² SPX 4	1	1119030000
ERTE KLBC SPX 10	1	2571480000

Type	Qty.	Order No.
ERME 16 ² SPX 4	1	1119040000
ERTE KLBC SPX 16	1	2571490000

Stripping tools with automatic self-adjustment

- For flexible and solid conductors
- Ideally suitable for mechanical and plant engineering, railway and rail traffic, wind energy, robot technology, explosion protection as well as marine, offshore and ship building sectors
- Stripping length adjustable via end stop
- Automatic opening of clamping jaws after stripping
- No fanning-out of individual conductors
- Adjustable to diverse insulation thicknesses
- Double-insulated cables in two process steps without special adjustment
- No play in self-adjusting cutting unit
- Long service life
- Optimised ergonomic design
- Selectable two-stage partial stripping
- Removable handle shells
- Fold-out cutting protection
- Personalised marking with ESG device marker



Technical data

Max. stripping performance
Cable type
Wire cross-section, min. / max.
Stripping length, max.
Cutting performance
Conductor cross-section (cutting capacity)
Tool data
Width
Height
Weight
Note

Ordering data

Version
Note

Accessories

Spare stripping blade
Spare clamping jaw
Note

stripax® Ultimate

0.25...6 mm²



- Stripping: Isolated flexible and rigid cables from 0.25 to 6 mm² (~AWG 24 - 10)
- Cutting: PVC insulated flexible and solid conductors up to 6 mm² (AWG 10)
- Especially suitable for UL-specified conductors and halogen-free insulation materials



STRIPAX ULTIMATE

Flexible and solid conductors with halogen-free insulation		
Wire cross-section, min. / max.	0.25...6 mm ²	
Stripping length, max.	25 mm	
Conductor cross-section (cutting capacity)	6 mm ²	
Width	190 mm	
Height	99 mm	
Weight	222 g	
Note		

Type	Qty.	Order No.
STRIPAX ULTIMATE	1	1468880000

Type	Qty.	Order No.
ERME SPX UL	1	1471390000
ERTE KLBC SPX UL	1	2571500000

stripax® Ultimate XL

2.5...10 mm²



- Stripping: Isolated flexible and rigid cables from 2.5 to 10 mm² (~AWG 14 - 28)
- Cutting: PVC insulated flexible and solid conductors up to 6 mm² (AWG 10)
- Especially suitable for UL-specified conductors and halogen-free insulation materials



STRIPAX ULTIMATE XL

Flexible and solid conductors with halogen-free insulation		
Wire cross-section, min. / max.	2.5...10 mm ²	
Stripping length, max.	25 mm	
Conductor cross-section (cutting capacity)	6 mm ²	
Width	190 mm	
Height	99 mm	
Weight	220 g	
Note		

Type	Qty.	Order No.
STRIPAX ULTIMATE XL	1	1512780000

Type	Qty.	Order No.
ERME SPX UL XL	1	1512790000
ERTE KLBC SPX UL XL	1	2571510000

Stripping and cutting tools

Stripping and cutting tool for conductors with special insulation Types for conductor diameters 0.2 ... 1.21 mm (~ AWG 32 ... 18)

- Flexible and solid conductors with PVC, Teflon (PTFE) and silicone insulation
- Special stripping blades do not damage the conductor
- No splicing of the single conductors
- Blade inserts can be easily replaced
- All inserts fit one housing
- Guide bars in the blade cassettes facilitate correct positioning of the connector in the tool

Mini-duro-stripax®

Blade set



Technical data

Max. stripping length	
Stripping diameter max. cutting performance	mm
Tool data	
Height	mm
Width	mm
Weight	g
Selection of blade sets	

	Conductor diameter	Colour blade set
		mm (min./max.)
		AWG
		mm ²
		Insulation material

Information

Ordering data

Tools with blade set
Tool with all blade sets

Accessories

Blade set
Information

Mini-duro-stripax®						
3-7						
2,2						
135						
82						
110						
	white	yellow	red	green	blue	black
	0,3-1,3	0,2-0,3	0,3-0,5	0,55-0,8	0,88-0,92	1,0-1,21
	28 ...18	32/1, 32/7, 30/1, 30/7	28/1, 28/7, 28/19, 26/1, 26/7, 26/19, 24/1	24/7, 24/19, 22/1, 22/7, 22/19, 20/1	20/7, 20/19	18/1, 18/7, 18/19
	≈ 0,08 ... 1,0					
	PVC / silicone	PTFE	PTFE	PTFE	PTFE	PTFE

Order No.	9001280000
Order No.	9003500000

Order No.	Order No.	Order No.	Order No.	Order No.	Order No.
9006970000	9003600000	9003610000	9003620000	9003630000	9003640000

Information

Stripping and cutting tools

- Quick and accurate stripping
- No need to adjust cutting depth
- No damage to inner conductor

LWL-stripax®

Stripping and cutting tool for plastic fibre-optic cables with 1 mm diameter inner conductor

- Stripping length adjustable via end stop
- Automatic opening of the clamping jaws after stripping

Technical data

Max. stripping performance
Cable type
Wire cross-section, min. / max.
Stripping length, max.
Tool data
Width
Height
Weight
Note

M-D-STRIPAX LWL
POF conductor with an inner conductor of 1 mm
7.5 mm
82 mm
135 mm
110 g
POF: polymer optical fibre

Ordering data

Version
Note

Type	Qty.	Order No.
M-D-STRIPAX LWL	1	9003750000

Accessories

Note

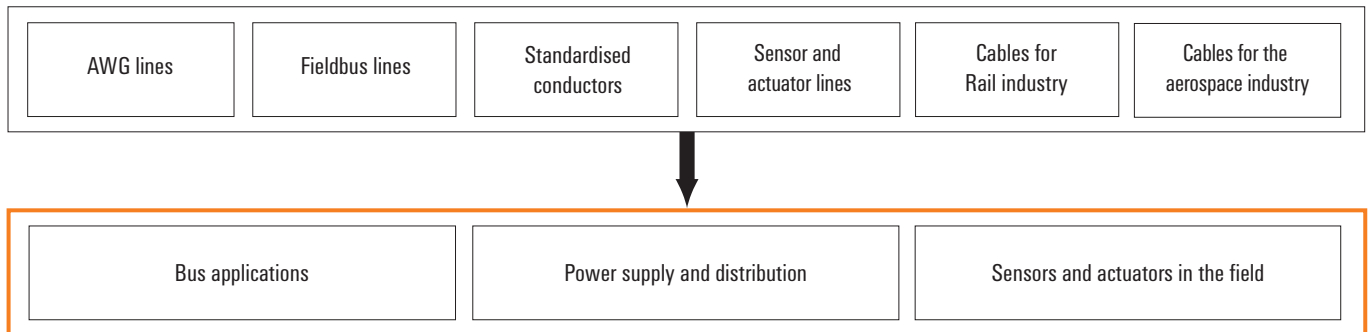
Type	Qty.	Order No.
MEHA KP LWL M-D-SPX	1	9003760000

multi-stripax®

Stripping is the name given to the cutting and removal of conductor insulation. When carrying out this task it must be guaranteed that the appropriate length of insulation is removed and that neither the conductor nor the remaining insulation are damaged in any way.

DIN IEC 352 part 2 (formerly DIN IEC 48/290) contains details of the stripping faults to avoid.

The challenge



multi-stripax®

Multifunctional stripping tool for use on a multitude of conductor insulation forms and configurations – even those not covered by the standard

multi-stripax® the troubleshooter

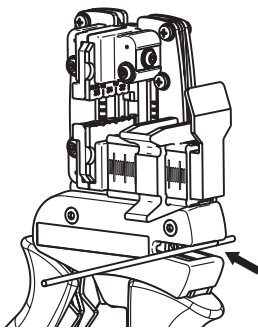
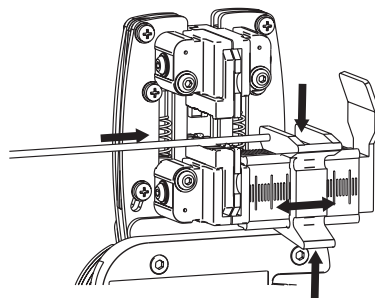
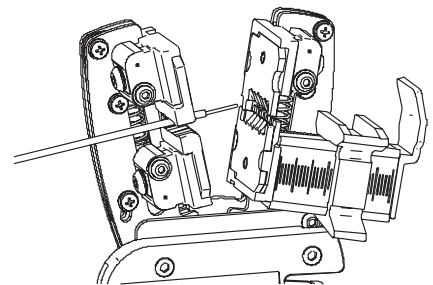
- Interchangeable stripping units
- Proper stripping of any conductor round, flat or special profiles, thanks to the specially shaped stripping blades
- Incorporates cutting function for up to 2.5 mm² solid and 6 mm² fine
- Fatigue free operation thanks to ergonomic design
- No damage to conductor or remaining insulation
- Best stripping results for industrial applications
- Stripping results reproduced accurately time and time again
- A long lasting, reliable tool thanks to its robust design
- Plus, the customary Weidmüller repair service

Special stripping units – the answer to diverse stripping tasks

The multi-stripax® tool, distinguished by its robust design was developed, following customer feedback, to handle all the stripping tasks they have met with in practice.

Thanks to the interchangeable stripping units, a special solution can be found for every challenge in the marketplace.

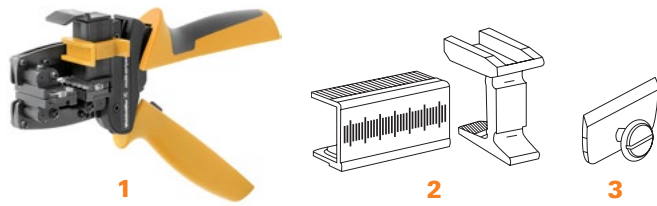
The specially shaped stripping blades guarantee perfect stripping results. The guide plates ensure the correct positioning of the wire and therefore prevent damage to the remaining wire. The clamping jaws hold the conductor with just the right force during the stripping operation and are matched to the specific situation at hand. The flexibility of the multi-stripax® to affect the result of the stripping operations depending on the different variables it encounters makes it a universal troubleshooter.

Cutting**Positioning****Stripping****multi-stripax®****Technical data**

Cable type	PVC, Teflon, PTE, PUR, silicone, halogen free
Conductor cross-section, min.	2 mm
Stripping length, max.	no limit (in several steps)
max. cutting capacity, fine-strand	6 mm ²
max. cutting capacity, solid	2,5 mm ²
max. cutting capacity, ribbon	10,2 x 4 mm
Depth/Width/Height	250 / 85 / 40 mm
Weight	250 g
Note	

Stripping and cutting tools

multi-stripax® incl. stripping unit



- High quality stripping for industrial applications
- Specially shaped stripping blades enable stripping of special types of insulation and conductor configurations
- Adjustable stop for setting stripping lengths from 2.3 to 30 mm
- Highly flexible thanks to interchangeable stripping units
- Stripping results reproduced accurately time and time again
- No damage to the conductor or insulation
- A durable, reliable tool thanks to its robust design
- Integral cutting function for max. 2.5 mm² solid or 6 mm² flexible cables

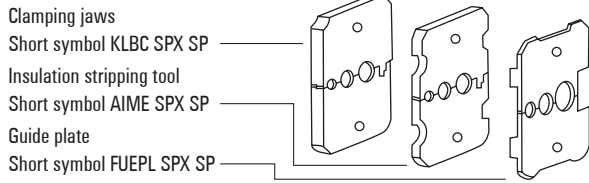
Ordering data

Illustration	Type	Qty.	Order No.	Features
1	multi-stripax® 0,25 -1,5S	1	9204540000	Halogen free PVC, silicone, teflon and Radox 3GK-insulated cables; Cable cross section 0.25 up to 1.5 mm ² max. stripping lengths depends on cable design / cable type Cutting function up to 6 mm ²
1	multi-stripax® 0,75 -4,0SL	1	9203610000	Halogen free PVC, silicone and teflon insulated cables; Cable cross section 0.75 up to 4 mm ² max. stripping lengths depends on cable design / cable type Cutting function up to 6 mm ²
1	multi-stripax® 1,5 -6,0S	1	9204560000	Halogen free PVC, silicone, teflon and Radox 3GKW-insulated cables; Cable cross section 1.5 up to 6 mm ² max. stripping lengths depends on cable design / cable type Cutting function up to 6 mm ²
1	multi-stripax® 16SL	1	9202220000	PVC insulated cables; Cable cross section 16 mm ² max. stripping lengths depends on cable design / cable type 1. station solid, stranded and flexible (restricted) 2. station double stranded Cutting function up to 6 mm ²
1	multi-stripax® 6-16	1	9202210000	PVC insulated cables; Cable cross section 6 up to 16 mm ² ; max. stripping lengths depends on cable design / cable type 1. station solid, stranded and flexible 6 mm ² 2. station solid, stranded and flexible 10 mm ² 3. station solid, stranded and flexible 16 mm ² double stranded (flexible) Cutting function up to 6 mm ²
1	multi-stripax® AWG	1	9202230000	AWG with PTFE and PVC insulated cables; Cable cross-section AWG 26...16 max. stripping lengths depends on cable design Cutting function up to 6mm ² (AWG 16)
1	multi-stripax® ASI	1	9202250000	ASI Bus cables 2 x 1.5 mm ² flexible for PTE, PUR and EPDM insulated cables Stripping of outer insulation and inner cable Cutting function up to 6 mm ²
1	multi-stripax® GKW LW	1	9205760000	Railway cable Radox GKW LW; Cable cross section 1.0; 1.5 and 2.5 mm ² max. stripping lengths depends on cable design / cable type Cutting function up to 6 mm ²
1	multi-stripax® PV	1	1190490000	Photovoltaics cable and comparable earth and short circuit proof cables; Cable cross section 2.5; 4 and 6 mm ² max. stripping lengths depends on cable design / cable type Cutting function up to 6mm ²
1	multi-stripax® POF	1	1208880000	Duplex Stripping tool for fast processing of POF fiber and cable according to IEC 60793-2 A4A fibre (1,000 µm/980 µm POF). Cutting function up to 6 mm ²
2	ERAN multi-stripax®	1	9203100000	Length stop
3	ERME multi-stripax®	1	9203070000	Cutting knife

Note

Stripping and cutting tool multi-stripax®

Stripping unit consists of:



- Highly flexible thanks to interchangeable stripping units
- High quality stripping for industrial applications
- Specially shaped stripping blades enable stripping of special types of insulation and conductor configurations

Ordering data

Type	Qty.	Order No.	Features	
AIE multi-stripax® 0,25 -1,5S	1	9204550000	Halogen free PVC, silicone, teflon and Radox 3GK-insulated cables; Cable cross section 0.25 up to 1.5 mm ² max. stripping lengths depends on cable design / cable type	
AIE multi-stripax® 0,75 -4,0SL	1	9203730000	Halogen free PVC, silicone and teflon insulated cables; Cable cross section 0.75 up to 4 mm ² max. stripping lengths depends on cable design / cable type	
AIE multi-stripax® 1,5 -6,0S	1	9204570000	Halogen free PVC, silicone, teflon and Radox 3GKW-insulated cables; Cable cross section 1.5 up to 6 mm ² max. stripping lengths depends on cable design / cable type	
AIE multi-stripax® 16SL	1	9202270000	PVC insulated cables; Cable cross section 16 mm ² max. stripping lengths depends on cable design / cable type 1. station solid, stranded and flexible (restricted) 2. station double stranded	
AIE multi-stripax® 6-16	1	9202260000	PVC insulated cables; Cable cross section 6 up to 16 mm ² ; max. stripping lengths depends on cable design / cable type 1. station solid, stranded and flexible 6 mm ² 2. station solid, stranded and flexible 10 mm ² 3. station solid, stranded and flexible 16 mm ² double stranded (flexible)	
AIE multi-stripax® AWG	1	9202280000	AWG with PTFE and PVC-insulated cables; Cable cross section AWG 26...16 max. stripping lengths depends on cable design	
AIE multi-stripax® ASI	1	9202300000	ASI Bus cables 2 x 1.5 mm ² flexible for PTE, PUR and EPDM insulated cables Stripping of outer insulation and inner cable	
AIE multi-stripax® GKW LW	1	9205770000	Railway cable Radox GKW LW; Cable cross section 1.0; 1.5 and 2.5 mm ² max. stripping lengths depends on cable design / cable type	
AIE multi-stripax® PV	1	1204280000	Photovoltaics cable and comparable earth and short circuit proof cables; Cable cross section 2.5; 4 and 6 mm ² max. stripping lengths depends on cable design / cable type	
AIE multi-stripax® POF	1	1212770000	Duplex Stripping tool for fast processing of POF fiber and cable according to IEC 60793-2 A4A fibre (1,000 µm/980 µm POF).	



Sheathing strippers

Sheathing strippers

- Sheathing stripper for round cables
- Isolation stripping possible at any point of the cable
- Breaking open cut isolation by means of integrated cutter

AM 25 / AM 35

AM 25: Ø 6...25 mm; AM 35: Ø 25...35 mm




- Pivoting blade for circumferential, longitudinal and spiral cuts
- Retaining bracket with integrated blade to break open an incision in the insulation
- Integrated spare blade

AM 16

For round cables, Ø 5...17 mm



- Also highly suitable for stripping cables in the cable duct
- AM 16 guarantees precise cable routing
- Exact regulation of the cut depth with integrated visual display



Technical data

Max. stripping performance
Cable type
Conductor diameter
Cut depth
Cutting performance
UTP und STP data cables, max. diameter
Copper cable - flexible, max.
Tool data
Width
Height
Weight
Note

AM 25	AM 16
PVC round cable	Round cable
6...25 mm	5...17 mm
adjustable up to 4.5 mm	0.8 - 2.5 mm
47 mm	58 mm
157 mm	53 mm
124 g	60 g

AM 16
Round cable
5...17 mm
0.8 - 2.5 mm
58 mm
53 mm
60 g

Ordering data

Version
Note

Type	Qty.	Order No.
AM 25	1	9001540000
AM 16	1	9204190000

Type	Qty.	Order No.
AM 16	1	9204190000

Accessories

Note

Type	Qty.	Order No.
ERSATZMESSER AM 25/35	2	9001530000
Sheathing stripper		

Type	Qty.	Order No.
ERME AM 16	1	9204260000
Sheathing stripper		

Sheathing strippers

- Sheathing strippers for insulated round cables
- Especially suitable for stripping cables with PVC, PUR, PE, TPE and halogen-free LSZH insulation
- Insulation can be stripped from any point along the cable

AM 12

For UTP and STP data cables



- Cutting of UTP and STP data cables and other flexible copper cables with a diameter of up to 4 mm² (~AWG11)
- Stripping of the outer insulation of UTP and STP data cables and other round cables with Ø approx. 0.5...12.5 mm
- No damage to the shielding or conductor due to adjustable stripping blade
- Length end stop for repeated cutting and stripping lengths

AM-X



- No limitation in terms of the wire cross-section
- Easy handling and fatigue-free working thanks to integrated ratchet mechanism
- 2-sided ground knife for double the service life



Technical data

Max. stripping performance	
Cable type	
AWG	
Conductor diameter	
Cut depth	
Cutting performance	
UTP und STP data cables, max. diameter	
Copper cable - flexible, max.	
Tool data	
Width	
Height	
Weight	
Note	

AM 12		
UTP and STP data cables		
0.5...12.5 mm		
adjustable		
8 mm		
4 mm ²		
97 mm		
46 mm		
36 g		

AM-X		
PVC round cable, Round cable		
25...999 mm		
adjustable up to 4.5 mm		
160 mm		
55 mm		
169 g		

Ordering data

Version
Note

Type	Qty.	Order No.
AM 12	1	9030060000

Type	Qty.	Order No.
AM-X	1	2625720000

Sheathing strippers

Sheathing strippers for coaxial cable

- For coaxial cable and round (shielded) data cables from Ø 2.5...8 mm
- 1-, 2- and 3-level stripping in one step
- Fast changeover to other cable and connector types thanks to adjustable and interchangeable screw holder
- Colour-coded, interchangeable cassettes with specified stripping length for standard coaxial cable and connector: see table
- Setting block (included) permits quick pre-setting of cutting depths
- Blade cassettes usable on both sides



CST / IE-CST

Ø 2.5...8 mm



- RG 58 and RG 71
- RG 59 and RG 62
- Antenna cable
- Profibus cable
- Ethernet cable

Cutter cassettes for CST



Technical data


Max. stripping performance	
Cable type	
Conductor diameter	
Stripping length, max.	
Tool data	
Width	
Height	
Weight	
Note	

Ordering data

Version	
Note	

Accessories

	Screw holder
	Adjustment block
Note	

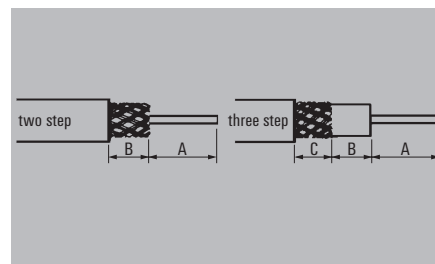


CST	IE-CST
Coaxial data and round cables	Coaxial data and round cables
2.5...8 mm	2.5...8 mm
100 mm	100 mm
45 mm	42 mm
65 g	85 g

Type	Qty.	Order No.
CST	1	9030500000
IE-CST	1	9204350000

CST without blade cassette, cassette must be ordered separately. IE-CST including blade cartridge (9032020000), adjusted to Weidmüller Ethernet cable

Type	Qty.	Order No.
SCHA CST	1	9032060000
EINSTELLBLOCK CST	1	9005800000



Colour cutter cassettes	B [mm]	C [mm]
grey	3.9	
red	6.0	
yellow	12.0	
blue	6.5	
white	8.6	
green	7.1	5.1
brown	7.5	3.5
orange	8.0	3.7
light green	6.0	6.0
black	8.6	2.3

Dim. A as stated by manufacturer (not defined by tool)

Colour cutter cassettes	Qty.	Order-No.
grey	1	9032050000
red	1	9032040000
yellow	1	9032030000
blue	1	9032020000
white	1	9204340000
green	1	9032000000
brown	1	9032010000
orange	1	9032200000
light green	1	9032210000
black	1	9032220000

Sheathing strippers for coaxial cable

- For coaxial cable and round (shielded) data cables from Ø 2.5...8 mm
- 1-, 2- and 3-level stripping in one step
- Adjustable stripping lengths in 1 mm steps for meshwork and dielectric materials (min. stripping length approx. 3.2 mm)
- Fast changeover to other cable types
- Max. stripping length 17 mm
- Incl. 3 blades

CST VARIO

Ø 2.5...8 mm



- RG 58 and RG 71
- RG 59 and RG 62
- Antenna cable
- Profibus cable
- Ethernet cable

CST VARIO blade holder



Ordering data


Type	Qty.	Order No.
CST VARIO BLADE HOLDER	1	9005740000

CST VARIO blade insert




Ordering data

Type	Qty.	Order No.
CST VARIO BLADE INSERT	1	9005730000



CST VARIO Screwdriver



Ordering data

Type	Qty.	Order No.
CST SCREWDRIVER	1	9005720000

Technical data

Max. stripping performance
Cable type
Conductor diameter
Stripping length, max.
Tool data
Width
Height
Weight
Note

CST VARIO
Coaxial data and round cables
2.5...8 mm
17 mm
116 mm
45 mm
76 g

Ordering data

Version
Note

Type	Qty.	Order No.
CST VARIO	1	9005700000

Accessories

Type	Qty.	Order No.
SCHRAUBENDREHER CST	1	9005720000
MESSERHALTER CST VARIO	1	9005740000
MESSEREINSATZ CST VARIO	1	9005730000
Includes spare blade set (1 set = 3 blades)		
Note		

Setting block CST



Ordering data

Type	Qty.	Order No.
CST SETTING BLOCK	1	9005800000

Screw holder CST



Ordering data

Type	Qty.	Order No.
SCHA CST	1	9032060000

Sheathing strippers

Cable sheathing stripper

- For fast and accurate stripping of moisture proof cables of diam. 8 - 13 mm, for example NYM cable, 3 x 1.5 mm² to 5 x 2.5 mm²
- No need to set cutting depth
- Ideal for working in junction and distribution boxes

Stripper round

Round cable stripper



- Damp-proof cable Ø 8...13 mm



Stripper round top

Round cable stripper with individual wire stripper



- Damp-proof cable Ø 8...13 mm
- With stripping device for individual wires of 0.2...4.0 mm²
- With integrated longitudinal cutter
- Retractable internal blade



Technical data

Max. stripping performance	
Cable type	
Conductor diameter	
Wire cross-section, min. / max.	
Tool data	
Width	
Height	
Weight	
Note	

Ordering data

Version	
Note	

STRIPPER ROUND		
Flexible and solid conductors with PVC insulation		
8...13 mm		
Width	125 mm	
Height	35 mm	
Weight	47 g	
Note		

Type	Qty.	Order No.
STRIPPER ROUND	1	9918040000
Note		

STRIPPER ROUND TOP		
Flexible and solid conductors with PVC insulation		
8...13 mm		
0.2...4 mm ²		
Width	125 mm	
Height	35 mm	
Weight	50 g	
Note		

Type	Qty.	Order No.
STRIPPER ROUND TOP	1	9918050000
Note		

Cable knife

- Simple, fast and accurate stripping of all conventional round cables from Ø 4 - 37 mm²
- Circumferential and longitudinal cuts with automatic rotary blade
- Knurled screw at end of handle for setting cutting depth
- Spring-loaded cable retaining clip with thumb guard
- Spare blade in handle

Slicer NO 16

Cable cutter Ø 4...16 mm



- Operating range: 4...16 mm outer diameter



Slicer NO 27

Cable cutter Ø 8...28 mm



- Operating range: 8...28 mm outer diameter



Technical data

Max. stripping performance	
Cable type	
Conductor diameter	
Tool data	
Width	
Height	
Weight	
Note	

SLICER NO 16		
Flexible and solid conductors with PVC insulation		
4...16 mm		
132 mm		
29 mm		
75 g		
Note		

SLICER NO 27		
Flexible and solid conductors with PVC insulation		
8...28 mm		
132 mm		
29 mm		
75 g		
Note		

Ordering data

Version	
Note	

Type	Qty.	Order No.
SLICER NO 16	1	9918070000
Note		

Type	Qty.	Order No.
SLICER NO 27	1	9918080000
Note		

Accessories

Note	
------	--

Type	Qty.	Order No.
ZUB SLICER NO16-35	2	9201430000
Note		

Type	Qty.	Order No.
ZUB SLICER NO16-35	2	9201430000
Note		

Sheathing strippers

Special cable sheathing stripper

Insulation stripping tool for data communication systems

Stripper PC

Special cable stripper



Stripper Coax

Special cable stripper



- Cable diameter \varnothing 5...15 mm
- For cables and conductors of 0.25...4.0 mm² (24 - 12 AWG)
- For data cables in the telecommunications and IT sectors
- IBM network cables
- Printer cables
- Control cables

- Cable diameter \varnothing 4.8...7.5 mm
- For PVC-insulated data communication and control cables
- RG 58 / RG 59
- TV antenna cables between \varnothing 4.8 and 7.5 mm
- PVC round cables 3 x 0.75 mm²



Technical data

Max. stripping performance	
Cable type	
Conductor diameter	
Wire cross-section, min. / max.	
Tool data	
Width	
Height	
Weight	
Note	

STRIPPER PC		
Data cable / telecommunications and IT		
Cable diameter	5...15 mm	
Wire cross-section	0.25...4 mm ²	
Width	125 mm	
Height	35 mm	
Weight	55 g	
Note		

STRIPPER COAX		
Coaxial data and round cables		
Cable diameter	4.8...7.5 mm	
Width	97 mm	
Height	20.5 mm	
Weight	22 g	
Note		

Ordering data

Version
Note

Type	Qty.	Order No.
STRIPPER PC	1	9918060000
Note		

Type	Qty.	Order No.
STRIPPER COAX	1	9918030000
Note		

Crimping

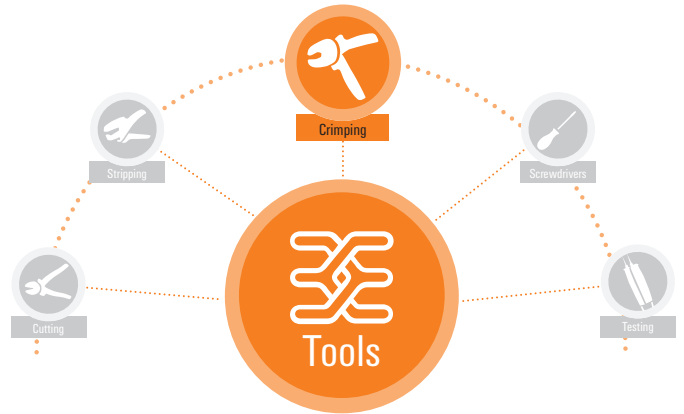
Crimping	Introduction	E.2
	Overview contacts – tools	E.6
	Crimping tools for wire end ferrules	E.8
	Introduction – Crimping tools for other contacts	E.16
	Crimping tools for other contacts	E.18
	Pressing tools	E.30
	Introduction – Mechanical and electro-hydraulic crimping tools	E.32
	EPG Cut 40 battery-powered hydraulic cutting tool	E.33
	Crimping tools PZ PK 6/70 and PZ RK 6/70	E.34
	Crimping tools PZ PK 10/120 and PZ RK 10/120	E.35
	Crimping tool EPG 45	E.36
	Crimping tools EPG 60 and HPG 60	E.38
	Crimping tool APG 80	E.40
	Battery / Battery charger	E.42
	Insertion tool for twisted-pair cable	E.43
	Disconnect	E.44
	Tools for polymer optical fibres	E.45
	Cable tie tools	E.46
	Operating aids for hand tools	E.48

Crimp it – don't crush it

Working with our tool, that's the new rule.

Reliable crimping tools that let you connect wire-end ferrules and contacts in a flash

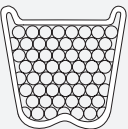

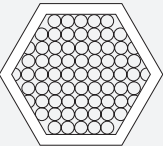

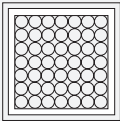

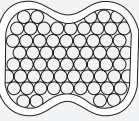

Make perfect crimping the rule. Because with every truly durable crimp connection, you make installations more reliable and safe. You also save an infinite amount of time during installation. That's provided you use Weidmüller's high-quality precision crimping tools. They enable you to quickly and easily make perfect crimp connections that last and comply with all international standards and regulations. And because every user is different, we provide you with a wide selection of ergonomic products. You are guaranteed to find the right tool in our diverse range of mechanical crimping tools.



Advantages of crimp connections:

- Efficient manufacture of connections on any production scale.
- Processing with fully or semi-automatic crimping machines or manual crimping tools.
- No cold solder joints.
- The spring characteristics of the spring contacts are not affected by soldering heat.
- Conductor flexibility behind the crimped connection is maintained.
- No burnt, discoloured or overheated conductor insulation.
- Good connections with reproducible electrical and mechanical values.
- Easy monitoring of production.

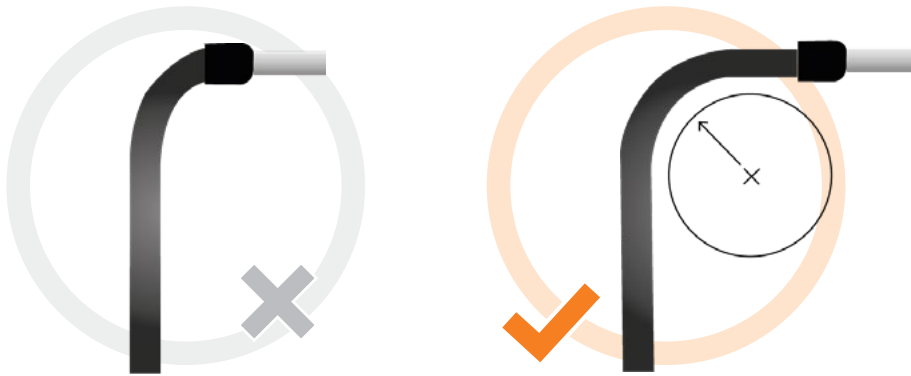
There is a wide range of press shapes available on the market for crimping wire end ferrules. It is not possible to specify in general which is the most suitable press shape. Each press shape offers individual advantages as well as disadvantages. These must be weighed up in relation to their subsequent application.

Crimping shape	pros and cons	
 <p>Trapezoidal crimp shape</p>	<ul style="list-style-type: none"> + Low deformation under load in the contact point. + Smooth continuous surface. - No neutral insertion direction. 	
 <p>Hexagonal crimp shape</p>	<ul style="list-style-type: none"> + Neutral position due to virtually circular cross-section. + Ideal for circular connection compartments. - No smooth surface. 	
 <p>Square crimp shape</p>	<ul style="list-style-type: none"> + Maximum contact area. + Ideal for square connection compartments. - No smooth surface. 	
 <p>WM crimp shape</p>	<ul style="list-style-type: none"> + Minimal deformation under load in the contact point. + Smooth continuous surface. + Press shape corresponds with EN 60947-1. - Position is not neutral. 	

Area of application for wire end ferrules with plastic collars

Technical information

Wire end ferrules are designed to protect the individual strands of a conductor. This prevents unwanted damage, kinking of individual strands or fraying of the entire conductor. The inside of the plastic collar on the wire end ferrule is cone-shaped to make it easier to insert the strands into the ferrule. It also prevents the angular conductor insulation edges from getting caught in the insertion funnel of the contact point.



Risk of breakage due to overload

correct bending radius

What is important is that the plastic collar of the wire end ferrule does not offer any anti-kink protection, as is usually the case with insulated cable lugs for example. The plastic collar also does not provide any mechanical insulation support and must therefore not be subjected to excessive bending or tension. For this reason, the relevant standards must be observed during installation. According to DIN VDE 0298-300, cables may only be laid within a certain bending radius. For example, for PVC insulated cables with conductor diameters of ≤ 20 mm, this equates to six times the conductor diameter. In practice, this means that no significant tension may be applied to the AEH plastic collar.

Standards and approvals



Weidmüller wire end ferrules

+



+ Weidmüller crimping tools

=



= Approval

The crimping process

After stripping the insulation, a suitable contact or wire end ferrule can be crimped onto the end of the cable. Steps:

- Push the wire end ferrule onto the conductor as far as it will go.
- Conductor must protrude out of the ferrule, but no more than 1 mm.
- Place the tool directly behind the plastic collar.
- Crimp over the entire length of the sleeve. Do this in two steps if necessary.




Formation of cracks at the sides.
Sides split open




Formation of cracks at the impressions
of the crimping jaw




Asymmetrical crimping shape
Burr formation on one side



Single conductor
squeezed off



Single conductor
pushed back












Conductor strands
protruding out of the copper tube

Further error patterns that must be avoided during crimping:

- Sleeve not filled by conductor.
- Plastic collar damaged by crimping jaw.
- Conductor insulation is not pushed into the plastic collar.
- Wire end ferrule is bent in longitudinal direction after crimping.

Crimp contact	Crimp type	Description	Conductor crosssection in mm ²	AWG	Crimping tool	Order No. tool	page
Wire end ferrules		with plastic collar	0,5...2,5	20...14	Stripax Plus 2.5	9020000000	E.8
		with / without plastic collar	0,14...6	26...10	PZ 6 roto	9014350000	E.11
			0,14...1,5	24...16	PZ 1.5	9005990000	E.9
			0,5...4	20...12	PZ 4	9012500000	E.12
		with / without plastic collar	0,25...6	24...8	PZ 10 HEX	1445070000	E.13
				with / without plastic collar	0,25...6	24...10	PZ 6/5
		with / without plastic collar			0,5...6	20...10	PZ 3
			26...8	PZ 10 SQR	1445080000	E.13	
		with / without plastic collar	6...16	10...6	PZ 16	9012600000	E.14
			25...50	3...1	PZ 50	9006450000	E.15
Twin wire end ferrules		Twin wire end ferrules	0,5...1	20...17	PZ 1.5	9005990000	E.9
			0,5...4	20...10	PZ 10 HEX	1445070000	E.13
			0,5...2,5	20...14	PZ 4	9012500000	E.12
			0,5...4	20...12	PZ 6/5	9011460000	E.12
			0,5...4	20...12	PZ 3	0567300000	E.9
			0,5...4	20...12	PZ 6 roto	9014350000	E.11
			6...16	10...6	PZ ZH 16	9013600000	E.14
Stamped contacts		Weidmüller DFF series	0,22...2,5	24...12	HTF DFF	9014140000	E.29
		Weidmüller ZRV and MKF series	0,2...0,35 / 0,5...1	24...22 / 20...17	HTF ZRV	9014840000	E.29
		Weidmüller FEKO ZRV series	0,2...2,5	24...12	HTF AFK 2.5	9201040000	E.29
		Weidmüller RSV and DSTV-HD Systems	0,14...1,5	26...16	HTF RSV 16	9013560000	E.29
			2,5	14...12	HTF RSV 12	9013550000	E.29
Turned contacts		Turned HD and HE contacts	4...10	12...7	CTX CM 3,6	9018480000	E.22
			0,14...4	26...12	CTX CM 1,6/2,5	9018490000	E.22
		Turned HD, HE and HX contacts	0,14...6	26...10	CTIN CM 1,6/2,5	9205430000	E.22
			1,5...10	16...7	CTIN CM 3,6	9205440000	E.22

Crimp contact	Crimp type	Description	Conductor crossection in mm ²	AWG	Crimping tool	Order No. tool	page	
coaxial connectors		coaxial connectors			HTG 58/59	9012020000	E.27	
					HTG 174	9012410000	E.27	
					HTX 138	9012400000	E.27	
					HTX 188	9011990000	E.27	
insulated / non-insulated connectors		insulated connectors	0,5...2,5	20...14	HTI 15	9014400000	E.20	
			0,5...6	20...10	CTI 6	9006120000	E.19	
			0,5...6	20...10	CTI 6 G	9202850000	E.19	
		non-insulated connectors	0,5...6	20...10	HTN 21	9014610000	E.20	
			0,5...6	20...10	HTN 21 with end stop	9014100000	E.20	
			10...25	7...3	CTN 25 D4	9006220000	E.21	
			10...25	7...3	CTN 25 D5	9006230000	E.21	
modular plug connectors		WE-plug (4, 6 and 8-poles)	0,08...0,25	28...24	TT 864 RS WE	9008120000	E.31	
		WE-plug (4, 6 and 10-poles)	0,08...0,25	28...24	TT 1064 RS WE	9008190000	E.31	
		shielded WE-plug, system Hirose	0,08...0,25	28...24	TT8 RS MP8	9202800000	E.30	
Other contacts and plugs		SUB-D contacts		0,08...0,5	28...20	HTF SUB-D	9013260000	E.28
		flat blade connectors and receptacles	0,1...1 (connec. width 2,8)		27...17	HTF 28	9013090000	E.18
			0,5...2,5 (connec. width 4,8)		20...14	HTF 48	9013080000	E.18
			0,5...2,5 (connec. width 6,3)		20...14	HTF 63	9013400000	E.18
			0,5...6 (connec. width 6,3)		20...10	CTF 63	9202860000	E.18
		fibre optic connectors	Station 1 (hexagon crimp): 3,15 / 6,0 H.- → 3,9			HTX LWL	9011360000	E.23
			Station 2 (round crimp): 4,85 / 6,0 H.- → 5,5			HTX LWL	9011360000	E.23
		IP 67 connector				IE-CT-SC-GOF	9205320000	E.24
						IE-CT-LC-GOF	9205330000	E.24
					IE-CT-SC-PDF	9205340000	E.24	
					IE-CT-SC-GOF-P	9205350000	E.24	

Crimping tools for wire end ferrules

Crimping tools for wire end ferrules

- 3 functions: cutting, stripping, crimping
- Wire-end ferrules with plastic collars, in compliance with DIN 46228 Part 4
- Universal crimp die - no adjustment when changing cross-sections
- Ratchet for precise crimping
- Efficient operation: laborious change of tools not necessary, resulting in significant time savings
- Automatic conveyance of wire-end ferrules
- Easy handling of ferrule strips

Only strips of linked wire-end ferrules, each containing 50 pieces, from Weidmüller may be processed. The use of wire-end ferrules on reels may lead to destruction.

stripax® plus 2.5

0.5...2.5 mm²



- ~AWG 20...14
- Processing of strips from linked wire-end ferrules of 0.5...2.5 mm² from Weidmüller

Cutting



Stripping



Crimping



Technical data

Description of contact
Type of contact
Crimping range
Tool data
Width
Weight
Note

stripax® plus 2.5
Strips of linked wire-end ferrules
0.5...2.5 mm ²
224 mm
250 g
Only strip-type products from Weidmüller may be processed. The use of wire-end ferrules on reels may lead to destruction.

Ordering data

Version
Note

Type	Qty.	Order No.
STRIPAX PLUS 2.5	1	902000000
STRIPAX PLUS 2.5 ZERT	1	901198000
Additional accessories can be found in Chapter K		

Accessories

Note

Type	Qty.	Order No.
ERSATZMESSER STRIPAX PL	5	9050340000
ERTE AIME SPX P II	1	2917160000

Crimping tools for wire end ferrules

- For wire-end ferrules with and without plastic collars, according to DIN 46228 Part 1 and Part 4
- Ratchet for precise crimping
- Release option in the event of incorrect operation

PZ 1.5

0.14...1.5 mm²



- ~AWG 26...16
- Only one die for the whole cross-section range
- Crimp complies with Euro-Norm EN 60947-1
- Wire-end ferrule insertion from the front

PZ 3

0.5...6 mm²



- ~AWG 21...10
- Only one die for the whole cross-section range
- Wire-end ferrule insertion from the front



Technical data

Description of contact	
Type of contact	
Crimping range	
Crimping range 1 (with multiple crimping positions)	
Crimping range 2 (with multiple crimping positions)	
Crimping range 3 (with multiple crimping positions)	
Crimping range 4 (with multiple crimping positions)	
Crimping range 5 (with multiple crimping positions)	
Tool data	
Width	
Weight	
Note	

Ordering data

Version	
Certified tool	
Note	

PZ 1.5	
Wire-end ferrules with/without plastic collars	
0.14...1.5 mm ²	
170 mm	
170 g	

Type	Qty.	Order No.
PZ 1.5	1	9005990000
PZ 1.5 ZERT	1	9017310000
Additional accessories can be found in Chapter K		

PZ 3	
Wire-end ferrules with/without plastic collars	
0.5...6 mm ²	
200 mm	
426 g	

Type	Qty.	Order No.
PZ 3	1	0567300000
PZ 3 ZERT	1	9017360000
Additional accessories can be found in Chapter K		

Crimping tools for wire end ferrules

Crimping tools for wire end ferrules

- Adjustable handle width for optimum ergonomics and fatigue-free working
- For wire-end ferrules with and without plastic collars, according to DIN 46228 Part 1 and Part 4
- Rotating crimp insert, lockable
- Insert the wire-end ferrules from the side or front
- Ratchet for precise crimping
- Release option if misused

PZ 6 ROTO ADJ

0.14–6 mm²

- ~AWG 26...10
- Only one die for the whole cross-section range
- Rotating die enables wire-end ferrule insertion from the front or side
- Reduction of the grip width by 20 % possible, for a cross-section range up to 2.5 mm²

Technical data

Description of contact	
Type of contact	Wire-end ferrules with/without plastic collars
Crimping range	0.14...6 mm ²
Crimping range 1 (with multiple crimping positions)	
Crimping range 2 (with multiple crimping positions)	
Crimping range 3 (with multiple crimping positions)	
Crimping range 4 (with multiple crimping positions)	
Crimping range 5 (with multiple crimping positions)	
Tool data	
Width	200 mm
Weight	425 g
Note	

Ordering data

Version	Type	Qty.	Order No.
	PZ 6 ROTO ADJ	1	2831380000
	PZ 6 ROTO ADJ ZERT	1	2831390000
Note			

Certified tool

Crimping tools for wire end ferrules

- For wire-end ferrules with and without plastic collars, according to DIN 46228 Part 1 and Part 4
- Rotating crimp insert, lockable
- Insert the wire-end ferrules from the side or front
- Ratchet for precise crimping
- Release option if misused

PZ 6 Roto L

0.14–6 mm²



- ~AWG 26...10
- Only one crimp insert for the whole cross-section range
- A rotating crimp insert allows for wire-end ferrules to be inserted from the side or front
- Lockable die

PZ 6 Roto

0.14...6 mm²



- ~AWG 26...10
- Only one die for the whole cross-section range
- Rotating die enables wire-end ferrule insertion from the front or side



Technical data

Description of contact

Type of contact
Crimping range
Crimping range 1 (with multiple crimping positions)
Crimping range 2 (with multiple crimping positions)
Crimping range 3 (with multiple crimping positions)
Crimping range 4 (with multiple crimping positions)
Crimping range 5 (with multiple crimping positions)

Tool data

Width
Weight

Note

Ordering data

Version

Certified tool

Note

PZ 6 roto L

Wire-end ferrules with/without plastic collars
0.14...6 mm²

200 mm
428 g

Type	Qty.	Order No.
PZ 6 ROTO L	1	1444050000
PZ 6 ROTO L ZERT	1	1527230000

Additional accessories can be found in Chapter K

PZ 6 roto

Wire-end ferrules with/without plastic collars
0.14...6 mm²

200 mm
428 g

Type	Qty.	Order No.
PZ 6 ROTO	1	9014350000
PZ 6 ROTO ZERT	1	9017440000

Additional accessories can be found in Chapter K

Crimping tools for wire end ferrules

- For wire-end ferrules with and without plastic collars, according to DIN 46228 Part 1 and Part 4
- Ratchet for precise crimping
- Release option in the event of incorrect operation

PZ 4

0.5...4 mm²



- ~AWG 21...12
- Only one crimping station for the whole cross-section range
- Wire-end ferrule insertion from the side



PZ 6/5

0.25...6 mm²



- ~AWG 24...10
- Crimp complies with Euro-Norm EN 60947-1
- Approval according to VG 95211 (military designation VG 95 236 T 14 B 002)
- Five crimping stations corresponding to the conductor cross-sections
- Wire-end ferrule insertion from the side



Technical data

Description of contact	
Type of contact	
Crimping range	
Crimping range 1 (with multiple crimping positions)	
Crimping range 2 (with multiple crimping positions)	
Crimping range 3 (with multiple crimping positions)	
Crimping range 4 (with multiple crimping positions)	
Crimping range 5 (with multiple crimping positions)	
Tool data	
Width	
Weight	
Note	

PZ 4		
Wire-end ferrules with/without plastic collars		
0.5...4 mm ²		

PZ 6/5		
Wire-end ferrules with/without plastic collars		
0.25...6 mm ²		
0.25 mm ² ...0.5 mm ²		
0.75 mm ² ...1.5 mm ²		
2.5 mm ²		
4 mm ²		
6 mm ²		

Ordering data

Version	
	Certified tool
Note	

Type	Qty.	Order No.
PZ 4	1	9012500000
PZ 4 ZERT	1	9017300000
Additional accessories can be found in Chapter K		

Type	Qty.	Order No.
PZ 6/5	1	9011460000
PZ 6/5 ZERT	1	9017900000
Additional accessories can be found in Chapter K		

Crimping tools for wire end ferrules

- For wire-end ferrules with and without plastic collars, according to DIN 46228 Part 1 and Part 4
- Ratchet for precise crimping
- Release option in the event of incorrect operation
- Ergonomic handle design

PZ 10 HEX

0.25 ... 10 mm²



- ~AWG 24 ... 8
- Only one die for the whole cross-section range of 0.25 ... 10 mm²
- Side wire-end ferrule insertion with hexagon crimp shape



PZ 10 SQR

0.14 ... 10 mm²



- ~AWG 26 ... 8
- Only one die for the whole cross-section range of 0.14 ... 10 mm²
- Side wire-end ferrule insertion with square crimp shape



Technical data

Description of contact

Type of contact
Crimping range
Crimping range 1 (with multiple crimping positions)
Crimping range 2 (with multiple crimping positions)
Crimping range 3 (with multiple crimping positions)
Crimping range 4 (with multiple crimping positions)
Crimping range 5 (with multiple crimping positions)

Tool data

Width
Weight

Note

Wire-end ferrules with/without plastic collars
0.25...10 mm²

195 mm
600 g

Wire-end ferrules with/without plastic collars
0.14...10 mm²

195 mm
600 g

Ordering data

Version

Certified tool

Note

Type	Qty.	Order No.
PZ 10 HEX	1	1445070000
PZ 10 HEX ZERT	1	1989320000

Additional accessories can be found in Chapter K

Type	Qty.	Order No.
PZ 10 SQR	1	1445080000
PZ 10 SQR ZERT	1	1989310000

Additional accessories can be found in Chapter K

Crimping tools for wire end ferrules

Crimping tools for wire end ferrules

- For wire-end ferrules with and without plastic collars, according to DIN 46228 Part 1 and Part 4
- Ratchet for precise crimping
- Release option in the event of incorrect operation

PZ 16

6...16 mm²

- ~ AWG 10...6
- Crimp complies with Euro-Norm EN 60947-1
- Approval according to VG 95211 (military designation VG 95 236 T 14 B 002)
- Three crimping stations corresponding to the conductor cross-sections
- Wire-end ferrule insertion from the side



PZ ZH 16

Twin wire-end ferrules from 6...16 mm²

- ~ AWG 10...6
- Three crimping stations corresponding to the conductor cross-sections
- Wire-end ferrule insertion from the side



Technical data

Description of contact

Type of contact
Crimping range
Crimping range 1 (with multiple crimping positions)
Crimping range 2 (with multiple crimping positions)
Crimping range 3 (with multiple crimping positions)
Crimping range 4 (with multiple crimping positions)
Crimping range 5 (with multiple crimping positions)

Tool data

Width
Weight

Note

PZ 16

Wire-end ferrules with/without plastic collars
6...16 mm²
6 mm²
10 mm²
16 mm²

200 mm
418 g

PZ ZH 16

Twin wire-end ferrules
6...16 mm²
6 mm²
10 mm²
16 mm²

250 mm
730 g

Ordering data

Version

Certified tool

Note

Type	Qty.	Order No.
PZ 16	1	9012600000
PZ 16 ZERT	1	9017340000

Additional accessories can be found in Chapter K

Type	Qty.	Order No.
PZ ZH 16	1	9013600000
PZ ZH 16 ZERT	1	9013610000

Additional accessories can be found in Chapter K

Crimping tools for wire end ferrules

- For wire-end ferrules with and without plastic collars, according to DIN 46228 Part 1 and Part 4
- Ratchet for precise crimping
- Release option in the event of incorrect operation

PZ 50

25...50 mm²



- ~AWG 4...0
- Crimp complies with Euro-Norm EN 60947-1
- Approval according to VG 95211 (military designation VG 95 236 T 14 B 002)
- Three crimping stations corresponding to the conductor cross-sections
- Wire-end ferrule insertion from the side



Technical data

Description of contact	
Type of contact	
Crimping range	
Crimping range 1 (with multiple crimping positions)	
Crimping range 2 (with multiple crimping positions)	
Crimping range 3 (with multiple crimping positions)	
Crimping range 4 (with multiple crimping positions)	
Crimping range 5 (with multiple crimping positions)	
Tool data	
Width	
Weight	
Note	

PZ 50	
Wire-end ferrules with/without plastic collars	
25...50 mm ²	
25 mm ²	
35 mm ²	
50 mm ²	
Width	250 mm
Weight	730 g

Ordering data

Version	
	Certified tool

Type	Qty.	Order No.
PZ 50	1	9006450000
PZ 50 ZERT	1	9017400000

Note


Additional accessories can be found in Chapter K

Crimping tools for other contacts

The crimping technique is one of the most reliable and most versatile connection methods. Extreme quality demands for a variety of different connections require that you use a wide variety of specialised crimping tools which are designed for specific contacts.

Weidmüller offers the right crimping tool for a wide variety of contact, regardless of whether you are using turned contacts, cable-lug connectors, insulated connectors or coaxial connectors.

E





Crimping tools for other contacts

- Ratchet for precise crimping
- Release option in the event of incorrect operation
- With end stop for exact positioning of the contacts
- Contact and insulation are crimped in one step

HTF 28 / HTF 48 / HTF 63

0.1...2.5 mm²



For flat-blade connectors and flat-blade receptacles with pre-rolled crimp claw

- HTF 28**
- ~AWG 28...18
 - Plug width 2.8 mm, from 0.1...1.0 mm²
- HTF 48**
- ~AWG 21...14
 - Plug width 4.8 mm, from 0.5...2.5 mm²
- HTF 63**
- ~AWG 21...14
 - Plug width 6.3 mm, from 0.5...2.5 mm²



CTF 63

0.5...6 mm²



For flat-blade connectors and flat-blade receptacles with pre-rolled crimp claw

- CTF 63**
- ~AWG 21...10
 - Plug width 6.3 mm, from 0.5...6 mm²



Technical data

Description of contact	
Type of contact	
Crimping range	
Crimping range 1 (with multiple crimping positions)	
Crimping range 2 (with multiple crimping positions)	
Crimping range 3 (with multiple crimping positions)	
Plug width	
Tool data	
Width	
Weight	
Note	

	HTF 28	HTF 48	HTF 63
Type of contact	F-plug / -sleeve	F-plug / -sleeve	F-plug / -sleeve
Crimping range	0.1...1 mm ²	0.5...2.5 mm ²	0.5...2.5 mm ²
Crimping range 1 (with multiple crimping positions)	0.1...0.25 mm ²	0.5...1 mm ²	0.5...1 mm ²
Crimping range 2 (with multiple crimping positions)	0.25...0.5 mm ²	1.5...2.5 mm ²	1.5...2.5 mm ²
Crimping range 3 (with multiple crimping positions)	0.6...1 mm ²		
Plug width	2.8 mm	4.8 mm	6.3 mm
Width	200 mm	200 mm	200 mm
Weight	438 g	438 g	438 g
Note			

CTF 63	
Type of contact	F-plug / -sleeve
Crimping range	0.5...6 mm ²
Crimping range 1 (with multiple crimping positions)	0.5...1 mm ²
Crimping range 2 (with multiple crimping positions)	1.5...2.5 mm ²
Crimping range 3 (with multiple crimping positions)	2.6...6 mm ²
Plug width	6.3 mm
Width	250 mm
Weight	730 g
Note	

Ordering data

Version	
Note	

Type	Qty.	Order No.
HTF 28	1	9013090000
HTF 28 ZERT	1	9017410000
HTF 48	1	9013080000
HTF 48 ZERT	1	9017260000
HTF 63	1	9013400000
HTF 63 ZERT	1	9017240000
Additional accessories can be found in chapter K		

Type	Qty.	Order No.
CTF 63	1	9202860000
CTF 63 ZERT	1	1077010000
Additional accessories can be found in chapter K		

Crimping tools for other contacts

- Ratchet for precise crimping
- Release option in the event of incorrect operation
- With end stop for exact positioning of the contacts

CTI 6 G

0.5...6 mm²



For PVC, PC- and polyamide-insulated connectors

- ~AWG 21...10
- Parallel crimp profile for crimping contact and insulation in one step



CTI 6

0.5...6 mm²



For PVC, PC- and polyamide-insulated connectors

- ~AWG 21...10
- Double-crimp profile, for crimping contact and insulation in one step



Technical data

Description of contact	
Type of contact	
Crimping range	
Crimping range 1 (with multiple crimping positions)	
Crimping range 2 (with multiple crimping positions)	
Crimping range 3 (with multiple crimping positions)	
Plug width	
Tool data	
Width	
Weight	
Note	

Ordering data

Version	
Note	

CTI 6 G		
Insulated connector		
Crimping range	0.5...6 mm ²	
Red = 0.5...1.5mm ²		
Blue = 1.5...2.5mm ²		
Yellow = 2.5...6mm ²		
Width	250 mm	
Weight	747 g	
Note		

Type	Qty.	Order No.
CTI 6 G	1	9202850000
CTI 6 G ZERT	1	1292880000
Additional accessories can be found in chapter K		

CTI 6		
Insulated connector		
Crimping range	0.5...6 mm ²	
Red = 0.5...1.5mm ²		
Blue = 1.5...2.5mm ²		
Yellow = 2.5...6mm ²		
Width	250 mm	
Weight	730 g	
Note		

Type	Qty.	Order No.
CTI 6	1	9006120000
CTI 6 ZERT	1	9017290000
Additional accessories can be found in chapter K		

Crimping tools for other contacts

- Ratchet for precise crimping
- Release option in the event of incorrect operation
- With end stop for exact positioning of the contacts

HTI 15

0.5...2.5 mm²



For PVC-, PC- and polyamide-insulated connectors

- ~AWG 21...14
- Double-crimp profile, for crimping contact and insulation in one step



HTN 21

0.5...6 mm²



For uninsulated cable lugs and connectors

- ~AWG 21...10
- Rolled cable lugs, for example acc. to DIN 46234
- Tubular cable lugs
- Pin cable lugs
- Parallel and serial connectors
- Indent crimping
- Alternatively available with or without pivoting end stop



Technical data

Description of contact	
Type of contact	
Crimping range	
Crimping range 1 (with multiple crimping positions)	
Crimping range 2 (with multiple crimping positions)	
Crimping range 3 (with multiple crimping positions)	
Plug width	
Tool data	
Width	
Weight	
Note	

Ordering data

Version	
Note	

HTI 15		
Insulated connector		
Crimping range	0.5...2.5 mm ²	
	Red = 0.5...1.5mm ²	
	Blue = 1.5...2.5mm ²	
Tool data		
Width	200 mm	
Weight	434 g	
Note		

Type	Qty.	Order No.
HTI 15	1	9014400000
HTI 15 ZERT	1	9017430000
Note		
Additional accessories can be found in chapter K		

HTN 21		HTN 21 M. AN.	
Uninsulated connection		Uninsulated connection	
Crimping range	0.5...6 mm ²	Crimping range	0.5...6 mm ²
	0.5...1.5 mm ²		0.5...1.5 mm ²
	1.1...2.5 mm ²		1.1...2.5 mm ²
	2.6...6 mm ²		2.6...6 mm ²
Tool data		Tool data	
Width	200 mm	Width	200 mm
Weight	427 g	Weight	427 g
Note		Note	
Without locator			

Type	Qty.	Order No.
HTN 21	1	9014610000
HTN 21 ZERT	1	9017380000
HTN 21 AN	1	9014100000
HTN 21 AN ZERT	1	9017170000
Note		
Additional accessories can be found in Chapter K		

Crimping tools for other contacts

- Ratchet for precise crimping
- Release option in the event of incorrect operation

CTN 25 D 4

10...25 mm²



For uninsulated cable lugs and connectors

- ~AWG 8...4
- Rolled cable lugs, acc. to DIN 46234
- Pin cable lugs
- Parallel and serial connectors
- Indent crimping



CTN 25 D 5

10...25 mm²



For uninsulated cable lugs and connectors

- ~AWG 8...4
- Cable lugs, acc. to DIN 46235
- Pin cable lugs
- Parallel and serial connectors
- Hexagon crimping



Technical data

Description of contact
Type of contact
Crimping range
Crimping range 1 (with multiple crimping positions)
Crimping range 2 (with multiple crimping positions)
Crimping range 3 (with multiple crimping positions)
Plug width
Tool data
Width
Weight
Note

Ordering data

Version
Note

CTN 25D4
Uninsulated connection
10...25 mm ²
10 mm ²
16 mm ²
25 mm ²
Tool data
Width
250 mm
Weight
730 g
Note

Type	Qty.	Order No.
CTN 25 D4	1	9006220000
CTN 25 D4 ZERT	1	9017350000
Additional accessories can be found in Chapter K		

CTN 25 D5
Uninsulated connection
10...25 mm ²
10 mm ²
16 mm ²
25 mm ²
Tool data
Width
250 mm
Weight
730 g
Note

Type	Qty.	Order No.
CTN 25 D5	1	9006230000
CTN 25 D5 ZERT	1	1292870000
Additional accessories can be found in Chapter K		

Crimping tools for other contacts

Crimping tools for other contacts

- Ratchet for precise crimping
- Release option in the event of incorrect operation
- With end stop for exact positioning of the contacts

CTX CM 1.6/2.5 / CTX CM 3.6

0.14...10 mm²




CTX CM 1.6/2.5

- Turned HD contacts
- Turned HE contacts
- ConCept M10 and M5 contacts
- ~AWG 26...12
- 0.14...4.0 mm²

CTX CM 3.6

- Turned HD contacts
- ConCept M3 contacts
- ~AWG 12...8
- 4.0...10 mm²



CTIN CM 1.6/2.5 / CTIN 3.6

0.14...10 mm²



CTIN CM 1.6/2.5

- Turned HD and HE contacts
- Turned HX contacts
- ConCept M10, M5 and M3 contacts
- 4-indent crimp
- ~AWG 26...10
- 0.14...6.0 mm²

CTIN CM 3.6

- Turned HX contacts
- ConCept M3 contacts
- 4-indent crimp
- ~AWG 16...8
- 1.5...10 mm²



Technical data

Description of contact
Type of contact
Crimping range
Crimping range 1 (with multiple crimping positions)
Crimping range 2 (with multiple crimping positions)
Crimping range 3 (with multiple crimping positions)
Crimping range 4 (with multiple crimping positions)
Crimping range 5 (with multiple crimping positions)
Tool data
Width
Weight
Note

CTX CM 1.6/2.5	CTX CM 3.6
Turned contacts	Turned contacts
0.14 mm ² ...4 mm ²	4 mm ² ...10 mm ²
0.14 mm ² ...0.5 mm ²	4 mm ²
0.75 mm ² ...1 mm ²	6 mm ²
1.5 mm ²	10 mm ²
2.5 mm ²	
4 mm ²	
Tool data	Tool data
250 mm	250 mm
730 g	730 g
Note	Note

CTIN CM 1.6/2.5	CTIN CM 3.6
Turned contacts	Turned contacts
0.14 mm ² ...6 mm ²	1.5 mm ² ...10 mm ²
0.14 mm ² ...6 mm ²	1.5 mm ² ...10 mm ²
Tool data	Tool data
230 mm	230 mm
1220 g	1220 g
Note	Note

Ordering data

Version
Note

Type	Qty.	Order No.
CTX CM 1.6/2.5	1	9018490000
CTX CM 1.6/2.5 ZERT	1	9013690000
CTX CM 3.6	1	9018480000
CTX CM 3.6 ZERT	1	1270320000

A large selection of contacts can be found in our current Heavy-duty Connectors Catalogue

Type	Qty.	Order No.
CTIN CM 1.6/2.5	1	9205430000
CTIN CM 3.6	1	9205440000

A large selection of contacts can be found in our current Heavy-duty Connectors Catalogue

Crimping tools for other contacts

- Ratchet for precise crimping
- Release option in the event of incorrect operation

HTX LWL



For fibre-optical cables with

- Core diameter of 1 mm
- Crimping sleeve \varnothing 5.5 mm

Station 1: hexagon crimp

Station 2: round crimp (for HP connector)



Technical data

Description of contact

Type of contact
Station 1: A / B
Station 2: A / B
Station 3: A / B
C
D

Tool data

Width
Weight

Note

HTX LWL

Fibre-optic connector
3.15 / 6 mm
4.85 / 6 mm

200 mm

415 g

H. \varnothing sleeve diameter

Ordering data

Version

Type	Qty.	Order No.
HTX LWL	1	9011360000

Note

Crimping tools for other contacts

Crimping tools for other contacts

- Ratchet for precise crimping
- Release option in the event of incorrect operation

IE-CT-SC-GOF / IE-CT-LC-GOF

Crimping tools for IP 20 + IP 67 connectors



- For fibre-optic SC/ST, IP20 and IP67 connectors
- For fibre-optic LC and IP67 connectors

IE-CT-SC-POF / IE-CT-SC-GOF-P

Crimping tools for IP 20 + IP 67 connectors



- For polymer fibre-optic SC/ST, IP20 and IP67 connectors
- For fibre-optic, Profinet and Mobil cable SC/ST and IP67 connectors

E



Technical data

Tool data
Width
Weight
Note

IE-CT-SC-GOF	IE-CT-LC-GOF
250 mm	250 mm
730 g	730 g
Note	

IE-CT-SC-POF	IE-CT-SC-GOF-P
250 mm	250 mm
730 g	730 g
Note	

Ordering data

Version
Note

Type	Qty.	Order No.
IE-CT-SC-GOF	1	9205320000
IE-CT-LC-GOF	1	9205330000
Note		

Type	Qty.	Order No.
IE-CT-SC-POF	1	9205340000
IE-CT-SC-GOF-P	1	9205350000
Note		

Crimping tools for other contacts

- Ratchet for precise crimping
- Release option in the event of incorrect operation
- With end stop for exact positioning of the contacts

HTX-IE-POF



- Only one tool needed for all SC-RJ plug processing steps
- For processing 1 mm thick polymer optical fibres, especially for the PROFINET and ETHERNET/IP-SC-RJ connectors
- For stripping Duplex polymer optical fibres
- The plugs are crimped and the POF fibres are separated, all in a single step
- Cut surfaces do not need to be polished after cutting
- Locator for precise positioning of the SC-RJ plugs
- Ergonomic handles
- High repeat accuracy

Three steps to produce IP 67 connectors:

- 1) Strip the polymer optical fibres
- 2) Crimp and separate
- 3) Crimp the strain relief

Technical data

Description of contact
Type of contact
Tool data
Width
Weight
Note

HTX-IE-POF
For 1 mm thick polymer optical fibres
220 mm
450 g

Ordering data

Version
Note

Type	Qty.	Order No.
HTX-IE-POF	1	1208870000

Crimping tools for other contacts

Crimping tool for other contacts

- Ratchet for precise crimping
- Release option in the event of incorrect operation
- With locator for exact positioning of the contacts

CTF PV WM4

2.5...6 mm²

- For Weidmüller WM4 photovoltaic connectors and similar plugs
- For Multi-Contact MC4 2.5 mm² to 6 mm² and similar plugs
- For Hirschmann SunCon 4 mm² and similar plugs



Technical data

Description of contact
Type of contact
Crimping range
Tool data
Width
Weight
Note

CTF PV WM4
F-plug / -sleeve
2.5...6 mm ²
250 mm
730 g

Ordering data

Version
Note

Type	Qty.	Order No.
CTF PV WM4	1	1222870000

Crimping tools for other contacts

- Ratchet for precise crimping
- Release option in the event of incorrect operation

HTG174 / HTX138 / HTX188



For coaxial connectors such as BNC, TNC and N plugs

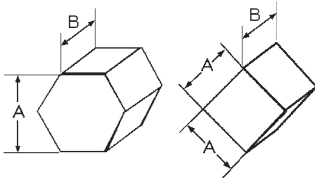
- **HTX 138**
For connectors on Twinax coaxial cable

HTG 58/59



For coaxial connectors such as BNC and TNC plugs

- With cables RG 58, RG 59, RG 62, RG 71,...



A = Width across flats
B = Crimping width
C = \varnothing Outer sleeve of coaxial plug
D = \varnothing Centre contact



Technical data

Description of contact
Type of contact
Station 1: A / B
Station 2: A / B
Station 3: A / B
C
D
Tool data
Width
Weight
Note

Ordering data

Version
Note

HTG 174	HTX 138	HTX 188
Coaxial connector	Coaxial connector	Coaxial connector
4.52 / 10 mm	8.24 / 10 mm	3.25 / 10 mm
1.72 / 2.3 mm	1.72 / 2.3 mm	1.72 / 2.3 mm
5.4 mm	9.5 mm	3.8 mm
2 mm	2 mm	2 mm
200 mm	200 mm	200 mm
420 g	420 g	420 g

Type	Qty.	Order No.
HTG 174	1	9012410000
HTX 138	1	9012400000
HTX 188	1	9011990000

HTG 58/59
Coaxial connector
5.4 / 10 mm
6.48 / 10 mm
1.72 / 2.3 mm
6.2 mm
2 mm
200 mm
420 g

Type	Qty.	Order No.
HTG 58/59	1	9012020000

Crimping tools for other contacts

Crimping tools for other contacts

- Ratchet for precise crimping
- Release option in the event of incorrect operation
- With end stop for exact positioning of the contacts
- Contact and insulation are crimped in one step

HTF SUB-D



For SUB-D contacts with open crimping claw

- ~ AWG 28...20



Technical data

Description of contact

Type of contact
 Station 1: A / B
 Station 2: A / B
 Station 3: A / B
 C
 D

Tool data

Width
 Weight

Note

HTF SUB-D

SUB-D

200 mm

438 g

Ordering data

Version

Type	Qty.	Order No.
HTF SUB-D	1	9013260000

Note

Crimping tools for other contacts

- Ratchet for precise crimping
- Release option in the event of incorrect operation
- With end stop for exact positioning of the contacts
- Contact and insulation are crimped in one step

HTF RSV 12 / HTF RSV 16

0.14...2.5 mm²



HTF RSV 16

- ~AWG 26...16

HTF RSV 12

- ~AWG 14...12



HTF ZRV / HTF DFF / HTF AFK 2.5

0.2...2.5 mm²



HTF DFF

For contacts from the Weidmüller DFF series

- ~AWG 24...14
- 0.22...2.5 mm²

HTF ZRV

For contacts from the Weidmüller ZRV contact system and for MKF flat contacts from Grote & Hartmann and similar designs

- ~AWG 24...17
- 0.2...1.0 mm²

HTF AFK 2.5

For FEKO ZRV contacts from Weidmüller's ZRV contact system or AFK contacts from Grote & Hartmann and similar designs

- ~AWG 24...12
- 0.2...2.5 mm²



Technical data

Description of contact
Type of contact
Crimping range
Crimping range 1 (with multiple crimping positions)
Crimping range 2 (with multiple crimping positions)
Crimping range 3 (with multiple crimping positions)
Crimping range 4 (with multiple crimping positions)
Crimping range 5 (with multiple crimping positions)
Tool data
Width
Weight
Note

HTF RSV 12	HTF RSV 16 WI
RSV and DSTV-HD	RSV and DSTV-HD
14 AWG	26 AWG...24 AWG
12 AWG	22 AWG...20 AWG
	22 AWG...20 AWG
	16 AWG...18 AWG
205 mm	205 mm
445 g	445 g

HTF ZRV	HTF DFF	HTF AFK 2.5
Weidmüller ZRV	Weidmüller DFF	Weidmüller FEKO ZRV
0.2...1 mm ²	0.22...2.5 mm ²	0.2...2.5 mm ²
0.2...0.35 mm ²	0.22...0.35 mm ²	0.2...3.5 mm ²
0.5...1 mm ²	0.5...1 mm ²	0.5...1 mm ²
	1.5...2.5 mm ²	1.5...2.5 mm ²
200 mm	205 mm	200 mm
436 g	445 g	438 g

Ordering data

Version
Note

Type	Qty.	Order No.
HTF RSV 12	1	9013550000
HTF RSV 12 ZERT	1	9017890000
HTF RSV 16	1	9013560000
HTF RSV 16 ZERT	1	9017880000

Type	Qty.	Order No.
HTF ZRV	1	9014840000
HTF DFF	1	9014140000
HTF AFK 2.5	1	9201040000

Pressing tools

Pressing tools

- Pressing tool for modular plug connectors of the WE system (Western Electric and DEC)
- Ratchet for precise crimping
- Release option in the event of incorrect operation

3 functions:

- Pressing of plug connectors
- Pressing of enclosure shielding
- Crimping of cable shielding

TT 8 RS MP 8



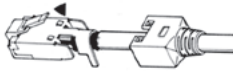
For 8-pole shielded RJ45 plugs

- AWG 27...24

Pressing of IDC contacts



Pressing of shielded enclosures



Crimping of shielded cable



Technical data

Description of contact
Number of poles
Tool data
Width
Weight
Note

TT 8 RS MP 8
8
255 mm
1251 g

Ordering data

Version
Note

Type	Qty.	Order No.
TT 8 RS MP 8	1	9202800000
A large selection of RJ45 connectors can be found in our current Industrial Ethernet Catalogue		


Pressing tools

- Pressing tool for modular plug connectors of the WE system (Western Electric and DEC)
- Ratchet for precise crimping
- Release option in the event of incorrect operation

3 functions:


- Cutting
- Stripping
- Crimping

TT 864 RS WE




For up to 8-pole flat ribbon or flat-oval data cables

- AWG 28...24
- Connection of:
 - 4-pole WE plugs
 - 6-pole (RJ12) WE plugs
 - 6-pole WE plugs (DEC)
 - 8-pole (RJ45) WE plugs
- Triple crimping for RJ45
- For AMP plugs or versions with similar design
- Other versions on request



TT 1064 RS WE



For up to 10-pole flat ribbon or flat-oval data cables

- AWG 28...24
- Connection of:
 - 4-pole WE plugs
 - 6-pole (RJ12) WE plugs
 - 6-pole WE plugs (DEC)
 - 10-pole (RJ45) WE plugs
- Triple crimping for RJ45
- For AMP plugs or versions with similar design
- Other versions on request



Technical data

Tool data
Width
Weight
Note

TT 864 RS
205 mm
525 g
Note

TT 1064 RS
205 mm
531 g
Note

Ordering data

Version
Note

Type	Qty.	Order No.
TT 864 RS	1	9008120000

A large selection of RJ45 connectors can be found in our current Industrial Ethernet Catalogue.

Type	Qty.	Order No.
TT 1064 RS	1	9008190000

A large selection of RJ45 connectors can be found in our current Industrial Ethernet Catalogue.

Accessories

Note

Type	Qty.	Order No.
ERSATZMESSERSATZ TT864	1	9008130000

Type	Qty.	Order No.
ERSATZMESSERSATZ TT864	1	9008130000

Mechanical and electrohydraulic cutting and crimping tool

The precision tools from Weidmüller are worldwide in use. This is a responsibility Weidmüller takes seriously, offering comprehensive services to support this global use.

Cables with large cross-sections are used in the generation and distribution of electricity. Reliable and safe connections and user-friendly processing of the cables must be guaranteed. These represent benchmarks of technological advances that are growing in importance.



EPG Cut 40 battery-powered hydraulic cutting tool

- Electrohydraulic battery-powered cutting tool
- Cutting of CU-AL conductors up to Ø 40 mm
- Quick closure head rotatable up to 360°
- Automatic pressure limiting and monitoring with pressure sensor
- Motor switch-off and automatic return after completed cutting process
- Electronic control and monitoring of the cutting process
- Integrated service management and software updates via USB
- Multi-function electronics with sleep mode, maintenance display and battery monitoring
- Li-Ion battery with charge state display

EPG CUT 40



Technical data

Description of contact
Punching force
Tool data
Depth x width x height / Weight
Note

EPG CUT 40
30 kN
70 / 80 / 365 mm / 6164 GRM
Weight incl. battery

Ordering data

Version
Note

Type	Qty.	Order No.
EPG CUT 40	1	2453830000

Accessories

Replacement battery
Charger
Note

Type	Qty.	Order No.
AKKU EPG	1	1500840000
LADEGERAET EPG	1	1509370000

Crimping tools PZ PK 6/70 and PZ RK 6/70

Crimping tools

The cross section can be adjusted by turning the in-built revolving dies. So there is no need of changing dies. Furthermore this tool points by small measurements, light weight, optimized transmission ratio and an extremely high crimping quality due to precisely guided dies.

PZ PK 6/70



Crimping tool for crimping compression cable lugs DIN 46235, compression connectors DIN 46267, aluminium cable lugs and connectors.

Crimping profile: hexagonal-shape with control embossing

PZ RK 6/70



Crimping tool for crimping tubular cable lugs and connectors of the euro-series

Crimping profile: all around WM Style Crimp with control embossing



Technical data

Processing area	
Crimping range	
Al mm ²	
Crimping width	
Tool data	
Depth	
Weight	
Note	

PZ PK 6/70		
Crimping range	6...70 mm ²	
Al mm ²	10 ... 50 mm ²	
Crimping width	5 mm	
Depth	515 mm	
Weight	2000 g	
Note		

PZ RK 6/70		
Crimping range	6...70 mm ²	
Al mm ²		
Crimping width	5 mm	
Depth	515 mm	
Weight	2000 g	
Note		

Ordering data

Version	
Note	

Type	Qty.	Order No.
PZ PK 6/70	1	1500470000
Note		

Type	Qty.	Order No.
PZ RK 6/70	1	1500440000
Note		

Crimping tools

The cross section can be adjusted by turning the in-built revolving crimp insert. So there is no need of changing crimp inserts.

PZ PK 10/120



Crimping tool for crimping compression cable lugs DIN 46235, compression connectors DIN 46267, aluminium cable lugs and connectors

Crimping profile: hexagonal-shape with control embossing

PZ RK 10/120



Crimping tool for crimping tubular cable lugs and connectors of the euro-series. Furthermore this tool points by small measurements, light weight and an extremely high crimping quality due to WWM-crimping.

Crimping profile: all around WM Style Crimp with control embossing



Technical data

Processing area	
Crimping range	
Al mm ²	
Crimping width	
Tool data	
Depth	
Weight	
Note	

PZ PK 10/120		
Crimping range	10...120 mm ²	
Al mm ²	10 ... 70 mm ²	
Crimping width	5 mm	
Depth	660 mm	
Weight	4100 g	
Note		

PZ RK 10/120		
Crimping range	10...120 mm ²	
Al mm ²		
Crimping width	5 mm	
Depth	660 mm	
Weight	4100 g	
Note		

Ordering data

Version	
Note	

Type	Qty.	Order No.
PZ PK 10/120	1	1500480000
Note		

Type	Qty.	Order No.
PZ RK 10/120	1	1500450000
Note		

Crimping tool EPG 45

Crimping tool EPG 45

Battery-powered hydraulic compression hand-crimping tool for crimp cable lugs and connectors up to 150 mm².

- extremely quick processing due to a three-stage axial piston pump
- wide application range up to 150 mm²
- 270° revolving head with quick opening and closing
- because of a flap closure easy working also in places with difficult access
- automatic pressure limits and monitoring through pressure sensor
- engine shutdown and automatic retract after completed pressing
- electronic regulation and supervision of the press process
- manual retract
- save of all crimps and error messages on internal memory
- selections of all cycles and error messages about USB interface
- no uncompleted pressing cycles through ongoing monitoring of the rest battery cargo load
- controlled engine drive to the life extension of gearbox, engine and battery
- integrated service management and software updates about the USB interface
- fast tool return pipe through high return flow volume
- sleep-mode; maintenance indication and battery control
- integrated, intelligent electronics assembly with multifunctional LED
- mini-USB interface for all standard computer systems for:
 - Crimping force graph and error indication
 - Service Check up
- Li-Ion battery with charge level indicator: 18 V 1.5 Ah

EPG 45



Included in delivery

- Hydraulic tool including 1x battery and 1x battery charger
- Manual
- Software
- USB connection cable
- Carrying bag for tool and Crimping inserts



Technical data

Description of contact
Drive
Pressing force / Deviation
Crimping range
Charging time
Tool data
Depth / Width / Height
Weight
Note

EPG 45
Electro-hydraulic
45 kN / 16 mm
6...150 mm ²
0.5 h
70 / 80 / 365 mm
2500 g
Weight incl. rechargeable battery

Ordering data

Version
Note

Type	Qty.	Order No.
EPG 45	1	1500830000

Accessories

Replacement battery
Charger
Note

Type	Qty.	Order No.
AKKU EPG	1	1500840000
LADEGERAET EPG	1	1509370000

Range of application	Ø mm ²
Crimping inserts WM-shape for euro-series	6 - 150
Hexagonal crimping inserts for compression cable lugs (DIN 46235) + connectors (DIN 46267)	6 - 150 (K5-K22)
Mandrel crimping inserts for compression terminals DIN 46234	6 - 70

WM-shape crimp inserts

- For processing cable lugs and connectors from the Euro series

Ordering data

Cu mm ²	AWG	Crimping width, mm	Type	Order No.
6	10	7	ES EPG 45 WM 6	1500850000
10/70	8 / 2/0	7/5	ES EPG 45 WM 10/70	1500870000
16/35	6 / 2	7/10	ES EPG 45 WM 16/35	1500920000
25/50	4 / 1	12/10	ES EPG 45 WM 25/50	1500880000
95	3/0	5	ES EPG 45 WM 95	1500890000
120	4/0	5	ES EPG 45 WM 120	1500900000
150	5/0	5	ES EPG 45 WM 150	1994550000

**Hexagonal crimp inserts**

- For Crimping compression cable lugs DIN 46235
- CU crimp connectors DIN 46267 Part 1
- Al and Al/Cu compression cable lugs and connectors

Ordering data


ID number	Cu mm ²	Al mm ²	AWG	Crimping width, mm	Type	Order No.
5	6		10	7	ES EPG 45 HEX 6	1500930000
6/16	10/70	-/50	8 / 2/0	7/5	ES EPG 45 HEX 10/70	1500940000
8/12	16/35	-/16+25	6 / 2	12/10	ES EPG 45 HEX 16/35	1500950000
10/14	25/50	10/35	4 / 1	12/5	ES EPG 45 HEX 25/50	1500970000
18	95	70	3/0	5	ES EPG 45 HEX 95	1500980000
20	120		4/0	5	ES EPG 45 HEX 120	1500990000
22	150		5/0	5	ES EPG 45 HEX 150	1994540000

**Indent crimp inserts**

- For crimp cable lugs DIN 46234
- Pin cable lugs DIN 46230
- Connectors, DIN 46341 Part 1

Ordering data


Cu mm ²	AWG	Crimping width, mm	Type	Order No.
6	10	6	ES EPG 45 DIN 6	1501290000
10	8	8	ES EPG 45 DIN 10	1501320000
16	6	10	ES EPG 45 DIN 16	1501330000
25	4	12	ES EPG 45 DIN 25	1501340000
35	2	12	ES EPG 45 DIN 35	1501350000
50	1	12	ES EPG 45 DIN 50	1501370000
70	2/0	12	ES EPG 45 DIN 70	1501380000

**Trapezoidal crimp inserts**

- Wire end ferrule 25-50 mm²

Ordering data

Cu mm ²	AWG	Crimping width, mm	Type	Order No.
25	4	19	ES EPG 45 AEH 25	1501070000
35	2	19	ES EPG 45 AEH 35	1501170000
50	1	19	ES EPG 45 AEH 50	1501180000



Crimping tools EPG 60 and HPG 60

Crimping tools EPG 60 and HPG 60

- Electrohydraulic battery-powered crimping tool
- Processing of cable lugs and connectors up to 300 mm²
- Quick-closure head rotatable up to 270°
- Automatic pressure limiting and monitoring with pressure sensor
- Motor switch-off and automatic return after completed crimping process
- Electronic control and monitoring of the crimping process
- Integrated service management and software updates via USB
- Multi-function electronics with sleep mode, maintenance display and battery monitoring
- Li-Ion battery with charge state display

EPG 60



HPG 60



Included in delivery

- Hydraulic tool including 1x battery and 1x battery charger
- Manual
- Software
- USB connection cable
- Hard case for tool and Crimping inserts



Technical data

Description of contact
Pressing force / Deviation
Operating voltage
Crimping range
Charging time
Tool data
Depth / Width / Height
Weight
Note

EPG 60
60kN / 17 mm
18 V DC
6...300 mm ²
0.5 h
70 / 100 / 355 mm
3300 g
Weight incl. battery

HPG 60
60kN /
6...300 mm ²
/ 500 /
4350 g
Weight incl. battery

Ordering data

Version
Note

Type	Qty.	Order No.
EPG 60	1	2453810000

Type	Qty.	Order No.
HPG 60	1	2453820000

Accessories

Replacement battery
Charger
Note

Type	Qty.	Order No.
AKKU EPG	1	1500840000
LADEGERAET EPG	1	1509370000

WM-shape crimp inserts

- For crimping cable lugs and connectors of the Euro series

Ordering data

Cu mm ²	AWG	Crimping width, mm	Type	Order No.
6	10	7	ES EPG/HPG 60 WM 6	2469380000
10	8	7	ES EPG/HPG 60 WM 10	2469540000
16	6	7	ES EPG/HPG 60 WM 16	2469550000
25	4	12	ES EPG/HPG 60 WM 25	2469560000
35	2	5	ES EPG 60/HPG WM 35	2469570000
50	1	5	ES EPG/HPG 60 WM 50	2469580000
70	2/0	5	ES EPG/HPG 60 WM 70	2469590000
95	3/0	5	ES EPG/HPG 60 WM 95	2469600000
120	4/0	5	ES EPG/HPG 60 WM 120	2469610000
150	5/0	5	ES EPG/HPG 60 WM 150	2469620000
185	6/0	5	ES EPG/HPG 60 WM 185	2469630000
240	450	5	ES EPG/HPG 60 WM 240	2469640000
300	600	5	ES EPG/HPG 60 WM 300	2469650000

**Hexagonal crimp inserts**

- For Crimping compression cable lugs DIN 46235
- CU crimp connectors DIN 46267 Part 1
- Al and Al/Cu compression cable lugs and connectors

Ordering data

ID number	Cu mm ²	Al mm ²	AWG	Crimping width, mm	Type	Order No.
5	6		10	7	ES EPG/HPG 60 HEX 6	2505150000
6	10		8	7	ES EPG/HPG 60 HEX 10	2505160000
8	16		6	12	ES EPG/HPG 60 HEX 16	2505170000
10	25	10	4	12	ES EPG/HPG 60 HEX 25	2505180000
12	35	16+25	2	5	ES EPG/HPG 60 HEX 35	2505190000
14	50	35	1	5	ES EPG/HPG 60 HEX 50	2505200000
16	70	50	2/0	5	ES EPG/HPG 60 HEX 70	2505210000
18	95	70	3/0	5	ES EPG/HPG 60 HEX 95	2505220000
20	120		4/0	5	ES EPG/HPG 60 HEX 120	2505230000
22	150	95+120	5/0	5	ES EPG/HPG 60 HEX 150	2505240000
25	185	150	6/0	5	ES EPG/HPG 60 HEX 185	2505250000
28	240	185	450	5	ES EPG/HPG 60 HEX 240	2505260000
32	300	240	600	5	ES EPG/HPG 60 HEX 300	2505270000

**Indent crimp inserts**

- For crimping cable lugs DIN 46234
- Pin cable lugs DIN 46230
- Connector DIN 46341 Part 1

Ordering data

Cu mm ²	AWG	Crimping width, mm	Type	Order No.
6	10	5	ES EPG/HPG 60 DIN 6	2505280000
10	8	7	ES EPG 60/HPG DIN 10	2505290000
16	6	10	ES EPG 60/HPG DIN 16	2505300000
25	4	10	ES EPG 60/HPG DIN 25	2505310000
35	2	10	ES EPG 60/HPG DIN 35	2505320000
50	1	12	ES EPG 60/HPG DIN 50	2505330000
70	2/0	12	ES EPG 60/HPG DIN 70	2505340000
95	3/0	16	ES EPG 60/HPG DIN 95	2505350000
120	4/0	16	ES EPG 60/HPG DIN 120	2505360000

**Crimp inserts for insulated crimp cables****Ordering data**

Cu mm ²	AWG	Crimping width, mm	Type	Order No.
10	8	7	ES EPG 60 ISO 10	2577940000
16	6	7	ES EPG 60 ISO 16	2577950000

**Trapezoidal crimp inserts**

- Wire end ferrule 25-185 mm²

Ordering data

Cu mm ²	AWG	Crimping width, mm	Type	Order No.
25	4	22	ES EPG 60/HPG AEH 25	2577810000
35	2	22	ES EPG 60 AEH 35	2577820000
50	1	22	ES EPG 60/HPG AEH 50	2577830000
70	2/0	22	ES EPG 60/HPG AEH 70	2577850000
95	3/0	22	ES EPG 60/HPG AEH 95	2577870000
120	4/0	22	ES EPG 60/HPG AEH 120	2577880000
150	5/0	22	ES EPG 60 AEH 150	2577900000
185	6/0	22	ES EPG 60 AEH 185	2577930000



Crimping tool APG 80

Crimping tool APG 80

Electro-hydraulic battery hand press device for processing cable lugs and connectors of up to 400 mm².

- Extremely fast processing thanks to two-stage hydraulic pump
- Large processing range up to 400 mm²
- 360° revolving quick-action crimping head
- Pressure release button actuated from both sides (left and right-handed use) in single-handed operation
- Integrated overpressure valve, no damage to tool or inserts even in the event of mispressings
- Powerful NI-MH battery
- High capacity due to 3.0 Ah battery
- Fixing lugs available for balancer and carry strap
- Ergonomic handle and balanced weight distribution ensure fatigue-free and safe operation
- The enclosure, handle shell and pressure release button are made entirely from insulating and impact-resistant plastic material
- All-purpose usage: inserts are available for all cable lug types
- Integrated electronics module for:
 - Permanent battery charge level monitoring
 - Monitoring of the working cycle and status display
 - Display of next service interval
 - Error display in the event of malfunctions

APG 80

6...400 mm²



Included in delivery

- Battery-powered compression tool with battery and battery charger
- supporting loop for transport and safety
- transport plastic case



Technical data

Description of contact
Pressing force 80
Operating voltage
Crimping range
Charging time
Tool data
Depth / Width / Height
Weight
Note

APG 80
80
18 V
6...400 mm ²
50 min
75 / 390 / 330 mm
8360 GRM

Ordering data

Version
Note

Type	Qty.	Order No.
APG 80	1	2853270000

Accessories

	Replacement battery 2.0 Ah
	Replacement battery 5.0 Ah
Note	

Type	Qty.	Order No.
AKKU APG/EPG 2Ah	1	2858730000
AKKU APG/EPG 5Ah	1	2860070000

WM-shape crimp inserts

- For processing cable lugs and connectors from the Euro series

Ordering data

Cu mm ²	AWG	Crimping width, mm	Type	Order No.
6	10	7	ES APG 80 WM 6	1502430000
10	8	7	ES APG 80 WM10	1502440000
16	6	7	ES APG 80 WM 16	1502470000
25	4	12	ES APG 80 WM 25	1502480000
35	2	12	ES APG 80 WM 35	1502490000
50	1	12	ES APG 80 WM 50	1502500000
70	2/0	12	ES APG 80 WM 70	1502520000
95	3/0	12	ES APG 80 WM 95	1502530000
120	4/0	12	ES APG 80 WM 120	1502540000
150	5/0	5	ES APG 80 WM 150	1502550000
185	6/0	5	ES APG 80 WM 185	1502570000
240	450	7	ES APG 80 WM 240	1502580000
300	600	7	ES APG 80 WM 300	1502590000
400	750	7	ES APG80 WM 400	2578060000

**Hexagonal crimp inserts**

- For crimping compression copper cable lugs DIN 46235
- Compression copper connectors DIN 46 267 part 1
- Aluminium and aluminium/copper cable lugs and connectors

Ordering data

ID number	Cu mm ²	Al mm ²	AWG	Crimping width, mm	Type	Order No.
5	6		10	7	ES APG 80 HEX 6	1502600000
6	10		8	7	ES APG 80 HEX 10	1502620000
8	16		6	12	ES APG 80 HEX 16	1502630000
10	25	16	4	12	ES APG 80 HEX 25	1502640000
12	35	25	2	12	ES APG 80 HEX 35	1502650000
14	50	35	1	12	ES APG 80 HEX 50	1502670000
16	70	50	2/0	12	ES APG 80 HEX 70	1502680000
18	95	70	3/0	10	ES APG 80 HEX 95	1502690000
20	120		4/0	10	ES APG 80 HEX 120	1502700000
22	150	95+120	5/0	5	ES APG 80 HEX 150	1502720000
25	185	150	6/0	5	ES APG 80 HEX 185	1502730000
28	240	185	450	5	ES APG 80 HEX 240	1502740000
32	300	240	600	7	ES APG 80 HEX 300	1502750000
32		300	600	7	ES APG 80 HEX 300AL	1502780000

**Indent crimp inserts**

- For crimp cable lug DIN 46234
- Pin cable lugs DIN 46230
- Connectors, DIN 46341 Part 1

Ordering data

Cu mm ²	AWG	Crimping width, mm	Type	Order No.
6	10	6	ES APG 80 DIN 6	1502820000
10	8	8	ES APG 80 DIN 10	1502830000
16	6	10	ES APG 80 DIN 16	1502840000
25	4	11	ES APG 80 DIN 25	1502850000
35	2	11	ES APG 80 DIN 35	1502870000
50	1	16	ES APG 80 DIN 50	1502880000
70	2/0	16	ES APG 80 DIN 70	1502890000
95	3/0	16	ES APG 80 DIN 95	1502900000
120	4/0	16	ES APG 80 DIN 120	1502790000
150	5/0	16	ES APG 80 DIN 150	1502800000
185	6/0	8	ES APG 80 DIN 185	1501800000
240	450	8	ES APG 80 DIN 240	1501820000

**Trapezoidal crimp inserts**

- For the processing of isolated and non-isolated wire-end ferrules
- Pressing width 24 mm (with 10 to 120 mm²)
- Pressing width 38 mm (with 150 to 240 mm²)

Ordering data

Cu mm ²	AWG	Crimping width, mm	Type	Order No.
50	1	24	ES APG 80 AEH 50	1502050000
70	2/0	24	ES APG 80 AEH 70	1502070000
95	3/0	24	ES APG 80 AEH 95	1502080000
120	4/0	24	ES APG 80 AEH 120	1502090000
150	5/0	38	ES APG 80 AEH 150	1502100000



Battery / Battery charger

Replacement Li-Ion battery for APG / EPG

Ordering data

Type	Battery	Weight	Order No.
AKKU APG/EPG 2Ah		600 g	2858730000
AKKU APG/EPG 5Ah		800 g	2860070000



Charger for APG / EPG

Ordering data

Type	Electrical connection	Voltage range	Order No.
LADEGERAET EPG	100 - 240 V AC / 50/60 Hz	12 / 14.4 / 18 V	1509370000



Insertion tool for twisted-pair cable


For connecting twisted-pair cable to terminal rails with IDC contacts e.g. in main and floor distributors, and in modular wall junction boxes for structured building cabling.

PDT



The punch-down tool has the following features:

- Mechanism made from metal components
- Adjustable pressing force for conductor sizes AWG 20 to AWG 28
- Different blades for connector blocks of type 110 from AT&T, type 66, type LSA Plus from Krone (standard and scissors cutting function) as well as for telephone outlets 630A6
- Incision blades with 2 functions: incision or incision with cutting off of remaining conductor
- Storage compartment for one blade



- A = PD blade 110
- B = PD blade 66
- C = PD blade 630
- D = PD blade Krone LSA (standard)
- E = PD blade Krone LSA (scissors)

Technical data

Housing specification
Depth / Width / Height
Weight
Note

PUNCH DOWN TOOL PDT		
37 / 160 / 29 mm		
142 g		

Ordering data

Version
Note

Type	Qty.	Order No.
PUNCH DOWN TOOL PDT	1	9013970000
(without blade)		

Accessories

	A
	B
	C
	D
	E
Note	

Type	Qty.	Order No.
ERME 110 PDT	1	9013960000
ERME 66 PDT	1	9013980000
ERME 630 PDT	1	9013990000
ERME LSA PLUS STANDARD	1	9014000000
ERME LSA PLUS SCHERE	1	9014050000

Disconnect

Removal Tool CM3, CM5, HD**Removal tool HD****CM3 Removal Tool**

Contact release tool for freeing crimp contacts in the Concept CM3 module

CM5 Removal Tool

Contact release tool for freeing crimp contacts in the Concept CM5 module

HD Removal Tool

Contact release tool for freeing crimp contacts in the Concept CM10 module

Ordering data

Type	Qty.	Order No.
REMOVAL TOOL CM 3	1	1866710000
REMOVAL TOOL CM 5	1	1866720000
REMOVAL TOOL HD	1	1866730000

**Removal Tool CM20****Removal Tool CM 20**

Contact release tool for freeing crimp contacts in the Concept CM20 module

Ordering data

Type	Qty.	Order No.
REMOVAL TOOL CM 20	1	1866740000

**Removal Tool HE****Removal Tool HE**

Contact release tool for the ConCept HE module and for releasing crimp contacts in the ConCept CM4 module

Ordering data

Type	Qty.	Order No.
REMOVAL TOOL HE	1	1866750000

**HDC-DW RSV 1.6**

Contact release tool for the ConCept module, or for dismantling stamped HD pin and socket contacts of type CB/CS and GB/GS

Ordering data

Type	Qty.	Order No.
DW RSV 1.6	1	9004530000

**Removal Tool AFK**

Contact release tool for loosening FEKO ZRV contacts.

Ordering data

Type	Qty.	Order No.
REMOVAL TOOL AFK	1	1866760000

**Replacement sleeve for contact release tool****Ordering data**

Type	Qty.	Order No.
HÜLSE REMOVAL TOOL HD	5	1044100000
HÜLSE REMOVAL TOOL CM 3	5	1044080000
HÜLSE REMOVAL TOOL CM 5	5	1044090000



HTX-HDC/POF**POF crimping**

Crimping of "polymer optical fibre" (POF) fibre-optical contacts.

- For plug and socket
- Ratchet for precise crimping
- Unlocks in case of incorrect operation
- Locator for precise contact positioning

Contacts:

- Fibre-optic cable HD contact socket for Ø1.0 mm POF
- Fibre-optic cable HD contact pin for Ø 1.0 mm POF

Ordering data

Type	Qty.	Order No.
HTX-HDC/POF	1	9010950000

Technical data

Depth	
Weight	438 g

**PB LWL/POF / PS LWL/POF****POF polishing**

For processing the cut surface of fibre-optic cables with polymer optical fibre (POF).

- Buffing disc (PS LWL/POF)
- Buffing sheet (PB LWL/POF)

Ordering data

Type	Qty.	Order No.
PB LWL/POF	1	9020400000
PS LWL/POF	1	9020390000

**AM LWL/POF****POF stripping**

Stripping fibre-optic cables. Fibre-optic cable with polymer optical fibres (POF).

- Longitudinal stop with scale is built into the tool
- Stripping direction is lengthwise to the fibre
- No damage to the optical fibre

Ordering data

Type	Qty.	Order No.
AM LWL/POF	1	9020360000

**LWL-stripax®**

Stripping and cutting tool for plastic fibre-optic cables with 1 mm diameter inner conductor

- Stripping length adjustable via end stop
- Automatic opening of the clamping jaws after stripping

Ordering data

Type	Qty.	Order No.
M-D-STRIPAX LWL	1	9003750000



Cable tie tools

Cable tie tools

RT 1

WSM Tool



For plastic cable ties with widths of 2.5...4.8 mm and a thickness of up to 1.6 mm.

- Tensioning and separating of cable ties in one step
- The tensioning force can be adjusted over a wide range to cover small to standard cable ties.
- For cable bundles of 1.6 mm to 100 mm diameter

For steel cable ties, 4.6 mm wide

- Tensioning and automatic separation of projecting cable ties in one step
- For steel cable ties, e.g. Weidsteel from Weidmüller



Technical data

Housing specification	
Depth	
Weight	
Note	

KABELBINDERZANGE RT-1		
Depth	20 mm	
Weight	260 g	
Note		

WSM TOOL AUTOMATIK		
Depth	20 mm	
Weight	579 g	
Note		

Ordering data

Version	
Note	

Type	Qty.	Order No.
KABELBINDERZANGE RT-1	1	1296000000
Note		

Type	Qty.	Order No.
WSM TOOL AUTOMATIK	1	1774470000
Note		

Cable tie tools

WSM Tool



For steel cable ties, 4.6 mm wide

- For pulling the steel cable ties tight; afterwards the cable tie can be removed by turning it 90°.



Technical data

Housing specification
Depth
Weight
Note

WSM TOOL MANUELL
20 mm
633 g

Ordering data

Version
Note

Type	Qty.	Order No.
WSM TOOL MANUELL	1	1774480000

Operating aids for hand tools

Operating aid for hand tools

- Simple hand tool mounting
- Can be used with all conventional hand tools
- Less manual force needed thanks to leverage
- Fast tool change
- Maintenance-free
- For medium-sized batches

EASYCRIMP



- Operating aid for mechanical crimping tools
- Reliable quality from Weidmüller
- Wire-end ferrules, cable lugs and connectors



Technical data

Drive
Fixing max.
Fixing min.
Grip width max.
Grip width max.
Grip height min.
Lever travel max.
Lever travel min.
Width / Depth / Height
Weight

Note

EASYCRIMP

mechanical
68 mm
35 mm
28 mm
22 mm
12 mm
230 mm
140 mm
230 / 125 / 255 mm
5 kg

Ordering data

Version

Note

Type	Qty.	Order No.
EASYCRIMP	1	2000360000

Pliers


Pliers	Introduction	F.2
	VDE-insulated combination pliers	F.3
	VDE-insulated diagonal-cutting pliers	F.4
	VDE-insulated telephone pliers	F.5
	VDE-insulated flat- and round-nose pliers	F.6
	Wire stripping tools	F.7
	Water pump pliers	F.8
	ESD pliers	F.9

Grip it – don't slip

Working with our tool, that's the new rule.

Worldwide proven pliers that give you superpowers in all work areas

Are you ready to achieve top performance? Then you are optimally served with our range of pliers – by the way, also for dangerous operations. Particularly when working under voltage, special guidelines must be observed and special tools used. In our wide range of pliers you will find products that have been designed precisely for such applications. Of course, they comply with all current national and international test standards such as DIN EN 60900.



VDE-insulated combination pliers

Up to 1,000 V (AC) and 1,500 V (DC)

Protective insulation according to IEC 900, DIN EN 60900

- Drop-forged from high-quality special tool steels
- Safety handles with ergonomic and non-slip TPE VDE sleeve
- Made from shockproof, heat and cold resistant, non-flammable, cadmium-free TPE (thermoplastic elastomer)
- Elastic grip zone and hard core
- Highly-polished surface
- Electro-galvanised coating (nickel-chromium) protects against corrosion

KBZ 160 / KBZ 180 / KBZ 200

Combination pliers



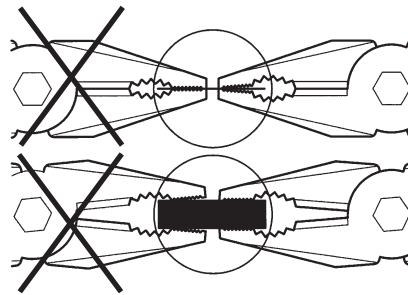
KBZI 200

Power combination pliers heavy-duty model (telegraph pliers)



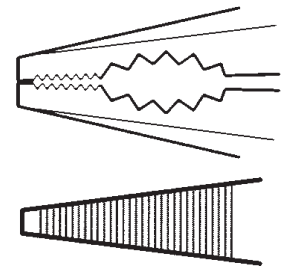
Combination pliers acc. to DIN ISO 5746

- With opening gap (see diagram)
- Films and metal sheets up to a thickness of 2.5 mm are gripped with the tip
- Up to a thickness of 2.5 mm, the gripping force pulls the workpiece towards the joint
- Extra-long cutter for ribbon and round cables
- For cutting soft and hard wires
- Cutting edges inductively hardened to approx. 60 HRC



Telegraph pliers (combination pliers) acc. to DIN 5746

- Heavy-duty model for demanding requirements
- Extra-long cutter for ribbon and round cables
- For cutting soft and hard wires
- Cutting edges inductively hardened to approx. 64 HRC
- For soft and piano wire



Technical data

Cutting performance	
Conductor diameter, max. (MH)	
Conductor diameter, max. (H)	
Conductor diameter, max. (P)	
Tool data	
Cutter hardness	
Total length	
Weight	
Note	

KBZ 160	KBZ 180	KBZ 200
2.5 mm	2.8 mm	3 mm
1.8 mm	2.5 mm	2.5 mm
60 HRC	60 HRC	60 HRC
160 mm	180 mm	200 mm
230 g	290 g	362 g
(MH) semi-hard wire; (H) hard wire; (P) piano wire		

KBZI 200
3.8 mm
2.7 mm
2.3 mm
64 HRC
200 mm
412 g
(MH) semi-hard wire; (H) hard wire; (P) piano wire

Ordering data

Version	
Note	

Type	Qty.	Order No.
KBZ 160	1	9046280000
KBZ 180	1	9046290000
KBZ 200	1	9046300000

Type	Qty.	Order No.
KBZI 200	1	9046430000

VDE-insulated diagonal-cutting pliers

VDE-insulated diagonal-cutting pliers

Up to 1,000 V (AC) and 1,500 V (DC)

Protective insulation according to IEC 900, DIN EN 60900

- Drop-forged from high-quality special tool steels
- Safety handles with ergonomic and non-slip TPE VDE sleeve
- Made from shockproof, heat and cold resistant, non-flammable, cadmium-free TPE (thermoplastic elastomer)
- Elastic grip zone and hard core
- Highly-polished surface
- Electro-galvanised coating (nickel-chromium) protects against corrosion

KSE 160 / KSE 200 / SE TOP

Professional diagonal-cutting pliers for piano wire



SE HD 140 / SE HD 160 / SE HD 180

Diagonal-cutting pliers for hard wire



Diagonal-cutting pliers acc. to DIN ISO 5749

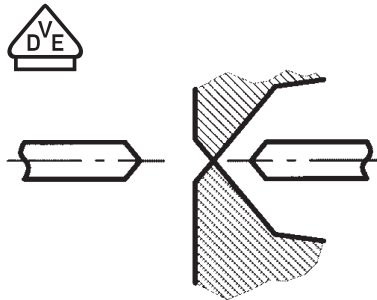
- Cutting edges inductively hardened to approx. 64 HRC
- For cutting soft wires and piano wire

KSE 160 - KSE 200

- Optimised transmission of force
- Optimised precision cutting edge

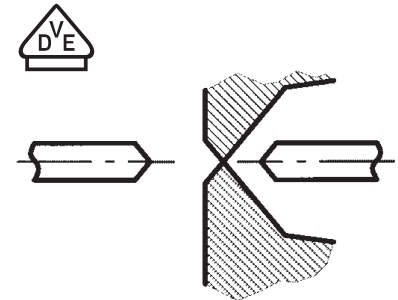
SE TOP

- With inlaid joint
- With precision cutting edges



Diagonal-cutting pliers acc. to DIN ISO 5749

- With inlaid joint
- With precision cutting edges
- Cutting edges inductively hardened to approx. 62 HRC
- Special tool steel



Technical data

Cutting performance	
Conductor diameter, max. (MH)	
Conductor diameter, max. (H)	
Conductor diameter, max. (P)	
Tool data	
Cutter hardness	
Total length	
Weight	
Note	

KSE 160	KSE 200	SE TOP
3.5 mm	4.2 mm	3.5 mm
2.5 mm	3 mm	2.5 mm
2 mm	2.5 mm	2 mm
64 HRC	64 HRC	64 HRC
160 mm	200 mm	160 mm
243 g	325 g	251 g
(MH) semi-hard wire; (H) hard wire; (P) piano wire		

SE HD 140	SE HD 160	SE HD 180
2.8 mm	3 mm	3.8 mm
2 mm	2.3 mm	3 mm
1.4 mm	1.6 mm	1.8 mm
62 HRC	62 HRC	62 HRC
140 mm	160 mm	180 mm
203 g	253 g	291 g
(MH) semi-hard wire; (H) hard wire; (P) piano wire		

Ordering data

Version
Note

Type	Qty.	Order No.
KSE 160	1	9046410000
KSE 200	1	9046420000
SE TOP	1	9046340000

Type	Qty.	Order No.
SE HD 140	1	9046310000
SE HD 160	1	9046320000
SE HD 180	1	9046330000

VDE-insulated telephone pliers

Up to 1,000 V (AC) and 1,500 V (DC)

Protective insulation according to IEC 900, DIN EN 60900

- Drop-forged from high-quality special tool steels
- Safety handles with ergonomic and non-slip TPE VDE sleeve
- Made from shockproof, heat and cold resistant, non-flammable, cadmium-free TPE (thermoplastic elastomer)
- Elastic grip zone and hard core
- Highly-polished surface
- Electro-galvanised coating (nickel-chromium) protects against corrosion

FRZ SG 160 / FRZ SG 200

Half-round-nose pliers with cutter (telephone pliers)



FRZ S 160 / FRZ S 200

Half-round-nose pliers with cutter (telephone pliers)



Bent telephone pliers with cutter

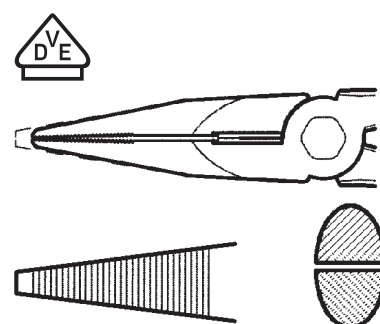
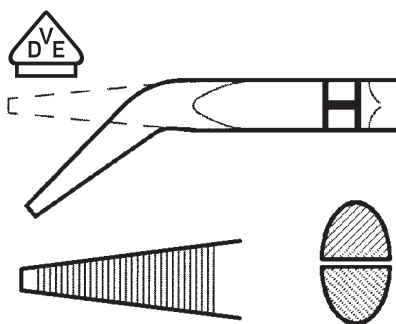
acc. to DIN ISO 5745 • Half-rounded jaws

- Serrated gripping surfaces
- Tip bent at 45°
- Cutting edges inductively hardened to approx. 60 HRC
- Special tool steel

Telephone pliers with cutter

acc. to DIN ISO 5745

- Half-rounded jaws
- Serrated gripping surfaces
- Cutting edges inductively hardened to approx. 60 HRC
- Special tool steel



Technical data

Cutting performance	
Conductor diameter, max. (MH)	
Conductor diameter, max. (H)	
Tool data	
Cutter hardness	
Total length	
Weight	
Note	

	FRZ SG 160	FRZ SG 200
Conductor diameter, max. (MH)	2.5 mm	2.8 mm
Conductor diameter, max. (H)	1.6 mm	1.8 mm
Tool data		
Cutter hardness	60 HRC	60 HRC
Total length	160 mm	200 mm
Weight	162 g	207 g
Note		
(MH) semi-hard wire; (H) hard wire; (P) piano wire		

	FRZ S 160	FRZ S 200
Conductor diameter, max. (MH)	2.5 mm	2.8 mm
Conductor diameter, max. (H)	1.6 mm	1.8 mm
Tool data		
Cutter hardness	60 HRC	60 HRC
Total length	160 mm	200 mm
Weight	170 g	224 g
Note		
(MH) semi-hard wire; (H) hard wire; (P) piano wire		

Ordering data

Version
Note

Type	Qty.	Order No.
FRZ SG 160	1	9046390000
FRZ SG 200	1	9046400000
Note		

Type	Qty.	Order No.
FRZ S 160	1	9046370000
FRZ S 200	1	9046380000
Note		

VDE-insulated flat- and round-nose pliers

VDE-insulated flat- and round-nose pliers

Up to 1,000 V (AC) and 1,500 V (DC)

Protective insulation according to IEC 900, DIN EN 60900

- Drop-forged from high-quality special tool steels
- Safety handles with ergonomic and non-slip TPE VDE sleeve
- Made from shockproof, heat and cold resistant, non-flammable, cadmium-free TPE (thermoplastic elastomer)
- Elastic grip zone and hard core
- Highly-polished surface
- Electro-galvanised coating (nickel-chromium) protects against corrosion

FZ 160

Flat-nose pliers



Flat-nose pliers acc. to DIN ISO 5745

- Serrated gripping surface
- With long jaw

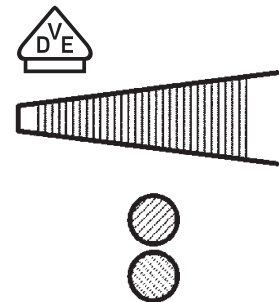
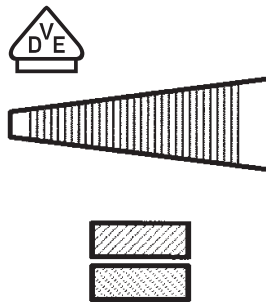
RZ 160

Round-nose pliers



Round-nose pliers acc. to DIN ISO 5745

- Serrated gripping surface
- With long jaw



Technical data

Tool data	
Total length	160 mm
Weight	163 g
Note	

Total length	160 mm	
Weight	163 g	

Total length	160 mm	
Weight	153 g	

Ordering data

Version	
Note	

Type	Qty.	Order No.
FZ 160	1	9046350000
Note		

Type	Qty.	Order No.
RZ 160	1	9046360000
Note		

Wire stripping tools

Up to 1,000 V (AC) and 1,500 V (DC)

Protective insulation according to IEC 900, DIN EN 60900

- Drop-forged from high-quality special tool steels
- Safety handles with ergonomic and non-slip TPE VDE sleeve
- Made from shockproof, heat- and cold-resistant, non-flammable, cadmium-free TPE (thermoplastic elastomer)
- Elastic grip zone and hard core
- Highly-polished surface
- Nickel-chromium electro-galvanised coating protects against corrosion

AIZ 160

Wire stripping pliers



Wire-stripping pliers according to DIN ISO 5744

- For stripping cables and individual wires with an outer Ø of up to 5 mm
- Drop-forged
- High-frequency induction-tempered
- Setscrew and lock nut for setting the required wire diameter
- Opening spring for comfortable work
- Special tool steel



Technical data

Max. stripping performance
Stripping diameter, max.
Tool data
Total length
Weight
Note

AIZ 160
5 mm
160 mm
193 g

Ordering data

Version
Note

Type	Qty.	Order No.
AIZ 160	1	9046440000

Water pump pliers

Water pump pliers

- Quick adjustment by push button
- No unintentional change of setting
- Large gripping range: pipes up to 2 inch, nut 46 mm
- Counter-rotating teeth in the rear jaw area for powerful gripping
- Reinforced self-clamping due to optimised jaw design

WPZ 250



Technical data

Max. stripping performance	WPZ 250
Total length	250 mm
Weight	200 GRM
Note	

Ordering data

Version	Type	Qty.	Order No.
	WPZ 250	1	2886220000
Note			

ESD pliers

Weidmüller ESD pliers can be used with precision and safety when working with sensitive electronics. Electrostatic charging is prevented by the special material on the handle.

Electrostatic discharges (ESD) present a danger to electronics that should not be underestimated. The transferral or discharge of an electrostatic charge can cause significant damage. Charges smaller than 100 volts can cause damage to sensitive components. However, ESD with voltages under 2,000 volts can not be felt by humans. When working with components which are particularly sensitive to electrostatic discharges therefore, you need an electrostatic-free work environment and the properly designed tools.

The ESD pliers are particularly suited for use with electronics, including electronic switches and components, as well as with precision mechanics. All pliers feature an ESD-protected, two-coloured, double-component plastic hand grip. The grip material complied with all of the requirements for ESD hand-tool protection for working with ESD-sensitive components.

The 120 mm-long ESD pliers are available individually or as part of a four-piece set: diagonal-cutting pliers, angle-cutting pliers, with pointed head, flat-nose pliers and snipe-nosed pliers. ESD pliers are not appropriate for working with live components or component assemblies.

F



SEE ESD 120**Electronic ESD diagonal-cutting pliers with pointed head**

- Hard wire (spring wire/steel nails): 0.2 mm/AWG 32
- Semi-hard wire (iron/nails): 1.0 mm/AWG 18
- Soft wire (copper/aluminium): 1.5 mm/AWG 15

Ordering data

Type	Qty.	Order No.
SEE ESD 120	1	9205130000

Technical data

Weight	90 g
--------	------

**SEE ESD 125****Electronic ESD diagonal-cutting pliers with oval head**

- Semi-hard wire (iron/nails): 0.3 mm/AWG 29
- Soft wire (copper/aluminium): 1.5 mm/AWG 15

Ordering data

Type	Qty.	Order No.
SEE ESD 125	1	9204750000

Technical data

Weight	90 g
--------	------

**FZE ESD 130****Electronic ESD flat-nosed pliers****Ordering data**

Type	Qty.	Order No.
FZE ESD 130	1	9204760000

Technical data

Weight	90 g
--------	------

**SZE ESD 130****Electronic ESD Snipe-nosed pliers****Ordering data**

Type	Qty.	Order No.
SZE ESD 130	1	9204770000

Technical data

Weight	90 g
--------	------

**SVSE ESD 130****Electronic ESD angle-cutting pliers**

- Hard wire (spring wire or steel nails): 0.6 mm/AWG 22
- Semi-hard wire (iron or nails): 1.0 mm/AWG 18
- Soft wire (copper or aluminium): 1.2 mm/AWG 16

Ordering data

Type	Qty.	Order No.
SVSE ESD 130	1	9205140000

Technical data

Weight	93 g
--------	------



Pliers

SUPER CUT**Electronic diagonal-cutting pliers**

- Soft wire (copper): 1.2 mm/AWG 16

Ordering data

Type	Qty.	Order No.
SUPER CUT	1	9205150000

**KOF SET ESD****Electronic ESD case set**

Contents:

- Diagonal-cutting pliers
- Snipe-nosed pliers
- Flat-nose pliers
- Angle-cutting pliers

Ordering data

Type	Qty.	Order No.
KOF SET ESD	1	9205210000



Screwdrivers

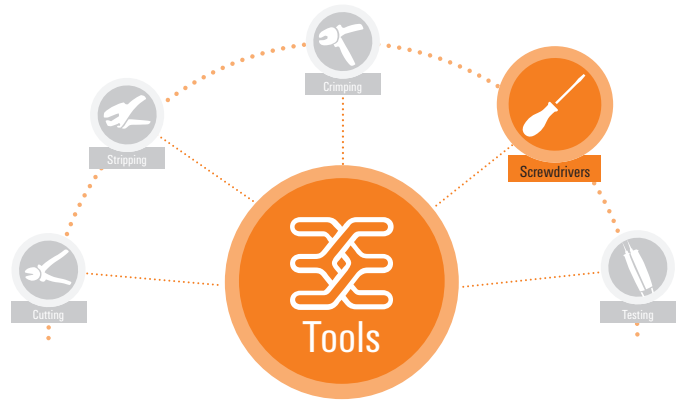
Screwdrivers	Introduction - Screwdrivers	G.2
	Introduction - Electric screwdrivers	G.4
	Torque screwdriver with rechargeable battery	G.6
	Bits	G.8
	Torque screwdrivers	G.12
	Uninsulated torque screwdrivers	G.13
	VDE-insulated torque screwdrivers	G.14
	Special tools SAI	G.16
	Cable gland tools	G.18
	Screwdrivers with cutting adapter	G.19
	SlimLine screwdrivers	G.20
	Screwdrivers	G.24
	VDE-insulated screwdrivers	G.25
	Uninsulated screwdrivers	G.29
	Voltage tester	G.33
	Weidmüller Allen key set	G.34
	Pin and electrical cabinet key	G.35

Tighten it – don't slip

Working with our tool, that's the new rule.

Robust screwdrivers to handle any screw in the twinkling of an eye

You can achieve a lot with tremendous power if you know how to use it precisely. When working with our screwdrivers, power and precision are in perfect balance. So you can turn any screw without destroying it. The secret lies in the unique handle design. It is extremely ergonomic, guarantees perfect handling, and supports different working methods. This always guarantees optimal transmission of the axial force. And for those who need even more dexterity when screwing, for example when working with sensitive components, our torque screwdrivers with unique bit changing system are the first choice.



G



Torque screwdrivers with ergonomic handles and the unique bit system

Precision screwdriver with Quick-turning zone as soft component with ergonomic finger recess enables fast and precise screwing

VDE-insulated screwdriver according to DIN EN 60900, IEC 900 for work on live equipment

The protective insulation moulded directly on the screwdriver blade ensures electrical safety, up to 1,500 volts DC and 1,000 volts AC, even in critical applications

Weidmüller's **uninsulated screwdrivers** for use in dry conditions and for general applications offers customers a complete range of screwdrivers that enables far higher torques as well as substantially more comfort due to the soft material of the grip.

Electric screwdrivers



Electric screwdrivers / Weidmüller bits

Weidmüller **screwdrivers** are ideal for use with one hand due to their ergonomic design. They guarantee fatigue-free working whatever direction they are being used in, with an automatic torque limit and high a repetition accuracy.

The Weidmüller **bits** are standard, of high quality, with a wide range to choose from and all delivering superior performance. We use processor-controlled hardening processes which guarantee consistently high product quality.

The high-grade material enables torques far above those stipulated in the relevant DIN standards:

- DIN 5261 for PH/PZ bits
- DIN 5263 for slotted bits
- Camcar standard for Torx® bits

This means long service life at high torques, producing ideal conditions for standard work.



Product benefits

- Suitable for all screw driving tasks
- Ideal for both manual and machine screw driving tasks due to the high hardness values of 59 – 61 HRC
- Good wear resistance and therefore a long service life
- Optimum fit in DIN screws for low wear and optimum torque transmission
- Manufactured with consistently high product quality based on the relevant ISO standards

Easy handling

The DMS Pro, with its 500 g and the non-slip rubber handle, fits snugly and securely in your hand. This means you work ergonomically and prevent rapid fatigue.




Consistent torque

Thanks to the electronic shut-off, the DMS Pro turns off when the set torque is reached. You are therefore assured that every screw is connected with the same torque even if the battery is nearly flat.



Illuminated screwing point

The LED work light illuminates the work area of the DMS Pro and helps you to find screws faster and easier in dark areas.



Torque screwdriver with rechargeable battery

Cordless torque screwdriver

- One-hand operation under all working conditions
- Clockwise/anticlockwise rotation
- Two speeds: 200 and 600 rpm¹
- Precise torque pre-selection in 21 steps
- High repeat accuracy
- Switch easily from straight to pistol grip
- Bit holder: 1/4" ball-bearing fixing mechanism (Form E6.3)
- Transport lock prevents accidental operation
- Simple switchover from battery to manual operation up to approx. 15 Nm
- LED work light
- Electronic shut-off clutch
- 1.5 Ah Li-Ion battery technology
- Ergonomic handle design

DMS PRO



DMS PRO SET



Technical data

Screwdriver	
Rated voltage	3.6 V
Idling speed	200 u. 600 min ⁻¹
Max. coupling torque	3 Nm
Bit holder	1/4" DIN 3126 Form E6.3
Length	
Weight	500 g
Battery	
Rechargeable batteries	Li-Ion battery
Battery voltage	3.6 V
Charger	
Charger input	AC 220-240V~50-60Hz 30W
Charger output	DC 2.8...6V; 4.8A / 30W max.
Charging time	30 min
Weight	500 g
Note	

Ordering data

Version	Type	Qty.	Order No.
	DMS PRO	1	1479120000
	DMS PRO ZERT	1	1987840000
Note			

Accessories

Type	Qty.	Order No.
Replacement battery	1	AKKU DMS PRO 1479110000
Charger	1	LG DMS PRO/ DMS 3 9007460000
Note		

LOW 200/min HIGH 600/min			
Lev	Nm	Lev	Nm
01	0.36	11	1.45
02	0.46	12	1.55
03	0.57	13	1.67
04	0.66	14	1.78
05	0.80	15	1.99
06	0.87	16	2.14
07	0.98	17	2.26
08	1.10	18	2.41
09	1.20	19	2.53
10	1.36	20	2.67
		21	2.83

Type	Qty.	Order No.
DMS PRO SET (screwdriver incl. batterie, 1 additional battery, charger, bits, plastic carrying case)**	1	1479090000*
DMS PRO SET ZERT	1	1987830000

* available in Europe

** see picture

Torque screwdriver with rechargeable battery

- One-hand operation under all working conditions
- Clockwise/anticlockwise
- Two speeds: 200 and 400 rpm¹
- Precise torque pre-selection of approx. 0.3...3 Nm in 6 steps
- High reproducibility right up to complete discharge of the rechargeable battery
- Simple changeover from straight to pistol form
- Bit holder: 1/4" ball bearing fixing mechanism (form E6.3)
- Safety lock prevents unintentional activation
- Simple switchover from battery to manual operation up to 15 Nm

DMS 3**DMS 3 Set****Technical data**

Screwdriver	
Rated voltage	2.4 V
Idling speed	200 u. 400 min ⁻¹
Torque setting, max.	3 Nm
Bit holder	1/4" DIN 3126 Form E6.3
Length	
Weight	400
Battery	
Rechargeable batteries	Ni-Mh cells
Weight of rechargeable battery	122 g
Charger	
Charger input	
Charger output	
Charging time	
Weight of charger	
Note	

level	ca. Nm LOW	ca. Nm HIGH	level	ca. Nm LOW	ca. Nm HIGH
1	0.3	0.45	4	1.0	1.15
1.1	0.35	0.5	4.1	1.1	1.25
1.2	0.45	0.6	4.2	1.2	1.3
1.3	0.5	0.65	4.3	1.3	1.4
2	0.55	0.7	5	1.35	1.45
2.1	0.6	0.75	5.1	1.45	1.5
2.2	0.65	0.8	5.2	1.5	1.6
2.3	0.7	0.85	5.3	1.6	1.7
3	0.75	0.95	6	2.5	2.5
3.1	0.8	1.0			
3.2	0.85	1.0			
3.3	0.95	1.1			

Ordering data

Version
Note

Type	Qty.	Order No.
DMS 3	1	9007440000
DMS 3 ZERT	1	9017870000
Incl. rechargeable battery		

Accessories

Type	Qty.	Order No.
AKKU DMS 3	1	9007450000
LG DMS PRO/ DMS 3	1	9007460000

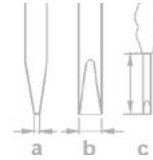
Type	Qty.	Order No.
DMS 3 set 1 (screwdriver incl. batterie, charger, bits, plastic carrying case)*	1	9007470000
DMS 3 set 2 (as set 1, with 1 additional battery)	1	9007480000
Bit-Box DMS3	1	9024970000
DMS 3 set 1 Zert	1	9017450000
DMS 3 set 2 Zert	1	9017420000

*) see picture

Bits

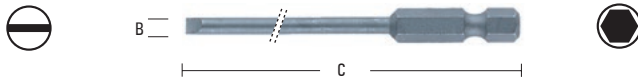
Bits drive 1/4 E6.3

1/4" hexagon drive, acc. to DIN ISO 1173,
shape E6.3 for direct machine connection
(DMS2 1/4" E6.3)



Bit E6.3 S

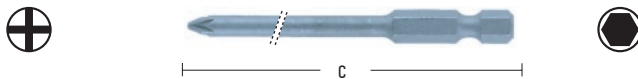
Slotted bits DIN ISO 2380,
1/4" drive E6.3 DIN ISO 1173



Type	Size / AF	a	b	c	Order No.
BIT E6.3 0.4X2.5X70		0.4	2.5	70	2748900000
BIT E6.3 0.5X3.0X70		0.5	3	70	2748910000
BIT E6.3 0.6X3.5X70		0.6	3.5	70	2748920000
BIT E6.3 0.8X4.0X70		0.8	4	70	2748930000
BIT E6.3 1.0X5.5X70		1	5.5	70	2748940000
BIT E6.3 1.2X6.5X70		1.2	6.5	70	2748950000
BIT E6.3 0.5X3.0X110		0.5	3	110	2749040000
BIT E6.3 0.6X3.5X110		0.6	3.5	110	2749050000
BIT E6.3 0.6X4.5X110		0.6	4.5	110	2749060000
BIT E6.3 0.8X4.0X110		0.8	4	110	2749070000
BIT E6.3 1.0X5.5X110		1	5.5	110	2749080000
BIT E6.3 1.2X6.5X110		1.2	6.5	110	2749090000

Bit E6.3 PH

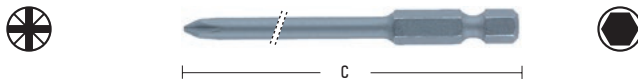
Crosshead bits, Phillips-recess type PH/DIN ISO 8764,
1/4" drive E6.3 DIN ISO 1173



BIT E6.3 PH1X70	1		70	2748980000
BIT E6.3 PH2X70	2		70	2748990000

Bit E6.3 PZ

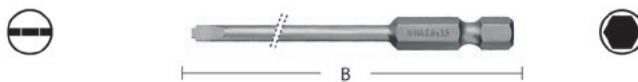
Crosshead bits, Pozidriv type PZ/DIN ISO 8764,
1/4" drive E 6.3 DIN ISO 1173



BIT E6.3 PZ1X70	1		70	2748960000
BIT E6.3 PZ2X70	2		70	2748970000

Bit E6.3 Z

Slotted bits with pilot tip,
1/4" drive E6.3 DIN ISO 1173



BIT E6.3Z 0.6X3.5X70		0.6	3.5	70	2749100000
BIT E6.3 Z 0.8X4.0X39		0.8	4	39	2749030000

Bit E6.3 T

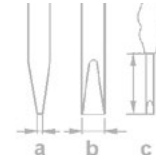
Torx® bits,
drive 1/4" E6.3 DIN ISO 1173



BIT E6.3 T15 X 70					2749000000
BIT E6.3 T20 X 70					2749010000
BIT E6.3 T40 X 70					2749020000

Bits drive 1/4 E6.3

1/4" hexagon drive, acc. to DIN ISO 1173, shape E6.3 for direct machine connection (DMS2 1/4" E6.3)



BIT-BOX 11

Weidmüller Bit Box, 9-piece with universal holder
drive: 1/4" E6.3 DIN ISO 1173; output: 1/4" E6.3; bits: 1/4" C6.3



Type	Size / AF	a	b	c	Order No.
UBH 1/4" E6,3					
BIT C6,3 0,5x3,0x25		0.5	3	25	
BIT C6,3 0,5x3,5x25		0.5	3.5	25	
BIT C6,3 0,5x4,0x25		0.5	4	25	
BIT C6,3 0,6x4,5x25		0.6	4.5	25	
BIT C6,3 PH0x25				25	
BIT C6,3 PH1x25				25	
BIT C6,3 PH2x25				25	
BIT C6,3 PZ0x25				25	
BIT C6,3 PZ1x25				25	
BIT C6,3 PZ2x25				25	
BIT-BOX 11					2748110000

Bit holder

Short universal bit holder, magnetic
drive: 1/4" E6.3 DIN ISO 1173, output: 1/4" E6.3



UBH 1/4 E6,3	2748200000
--------------	-------------------

Bit holder



UBH SWH 1/4 EC 6.3	2749110000
--------------------	-------------------

BSH 1/4

Bit holder with flexible shank for reaching awkward screws, for all bits, output drive: 1/4" C6.3 DIN ISO 1173



BHS 1/4	2748120000
---------	-------------------

SD BITHOLDER 1/4

Bit holder with flexible shank for reaching awkward screws, for all bits, output drive: 1/4" C6.3 DIN ISO 1173

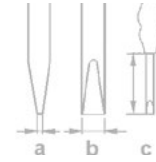


SD BITHOLDER 1/4	2888380000
------------------	-------------------

Bits

Bits drive 1/4 E6.3

1/4" hexagon drive, acc. to DIN ISO 1173, shape E6.3 for direct machine connection (DMS2 1/4" E6.3)



SDQ T HANDLE BITHOLDER 1/4

Bit holder with flexible shank for reaching awkward screws, for all bits, output drive: 1/4" C6.3 DIN ISO 1173



Type	Size / AF	a	b	c	Order No.
SDQ T HANDLE BITHOLDER 1/4					2888370000

Bits

Bits C6.3 DIN ISO 1173 slot, PH, PZ



BIT C 6,3 0,5X3,0X25	0.5	3	25	2748860000
BIT C 6,3 0,5X3,5X25	0.5	3.5	25	2748870000
BIT C 6,3 0,5X4,0X25	0.5	4	25	2748880000
BIT C 6,3 0,8X5,5X25	0.8	5.5	25	2748890000
BIT C 6,3 PH0X25	0		25	2748140000
BIT C 6,3 PH1X25	1		25	2748150000
BIT C 6,3 PH2X25	2		25	2748160000
BIT C 6,3 PZ0X25	0		25	2748170000
BIT C 6,3 PZ1X25	1		25	2748180000
BIT C 6,3 PZ2X25	2		25	2748190000

DMS manual / DMSI manual

Torque screwdrivers with insulation up to 1,000 V (VDE) DMSI manual

The „DMSI manual“ with an integral window scale, combined with a Weidmüller 1,000 V insulated (VDE) interchangeable blade, ensures controlled tightening of screws and maximum reliability in electrical applications.

Every 1,000 V insulated (VDE) handle and blade is tested and provides the necessary safety up to 1,000V AC / 1,500 V DC.



Torque screwdrivers DMS manual

This is a versatile tool suitable for a variety of jobs, with an integral scale for easy reading of the torque value and a Weidmüller interchangeable blade.



Scale



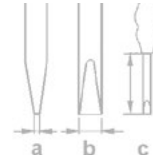
Each model is available with two torque ranges:

- 0.5 to 1.7 Nm
- 2.0 to 7.0 Nm
- setting tool included

Advantages:

- Compact and especially lightweight design
- Torque set with special tool (included) to ensure the right setting
- Ergonomic handle size to match the torque range
- Every tool checked and given an ID No., 100 % quality control with verification and product reference
- Audible, unmistakable click upon reaching the torque, no unnecessary effort
- Interchangeable blade made from high-quality wear-resistant tool steel
- All tools comply with the accuracy stipulations of: EN ISO 6798, BS EN 26789, ASME B107.14M
- Operating accuracy: ± 6 % of set scale value

Uninsulated torque screwdrivers



DMS manual

Torque screwdriver
EN ISO 6798, BS EN 26789, ASME B107.14M



Type	Size / AF	a	b	c	Order No.
DMS MANUELL 0,5-1,7					9918370000
DMS MANUELL 2,0-7,0					9918380000

WK S

Interchangeable bits for torque screwdrivers
Drive output acc. to DIN 5264, ISO 2380/1



WK S 0,4X2,5	0.4	2.5	175	9918520000
WK S 0,5X3,0	0.5	3	175	9918530000
WK S 0,6X3,5	0.6	3.5	175	9918540000
WK S 0,8X4,0	0.8	4	175	9918550000
WK S 1,0X5,5	1	5.5	175	9918560000

WK K PZ

Interchangeable bits for torque screwdrivers
Drive output acc. to DIN 5260-PZ, ISO 8764/1-PZ



WK K PZ0			175	9918600000
WK K PZ1			175	9918610000
WK K PZ2			175	9918620000

WK K PH

Interchangeable bits for torque screwdrivers
Drive output acc. to DIN 5260-PH, ISO 8764/1-PH



WK K PH0			175	9918570000
WK K PH1			175	9918580000
WK K PH2			175	9918590000

WGK 1/4 C.6.3 E6.3

Interchangeable bit with bit holder for torque screwdrivers
Drive output: 1/4" C6.3 and 1/4" E6.3

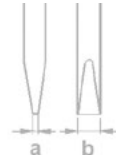
Note: matching bits on page F.9



WGK 1/4 C6,3 E6,3				9202510000
-------------------	--	--	--	------------

VDE-insulated torque screwdrivers

VDE-insulated torque screwdrivers



VDE-insulated torque screwdrivers

VDE-insulated torque screwdriver
EN ISO 6798, BS EN 26789, ASME B107.14M



Type	Size / AF	a	b	Order No.
DMSI MANUELL 0,5-1,7				9918390000
DMSI MANUELL 2,0-7,0				9918400000

Bit holder



WK I SLIM BIT	2489300000
---------------	------------

VDE slimBit Schlitz



WB SI SL 0,8X4,0	0.8	4	2433190000
WB SI SL 0.4X2.5	0.4	2.5	2433160000
WB SI SL 0.5X3.0	0.5	3	2433170000
WB SI SL 0.6X3.5	0.6	3.5	2433180000
WB SI SL 1,0X5,5	1	5.5	2433200000

VDE slimBit Phillips



WB IK SL PH1	2433210000
WB IK SL PH2	2433220000

VDE slimBit Pozidrive PZ



WB IK SL PZ1	2433230000
WB IK SL PZ2	2433240000

VDE slimBit Torx



WB I T10	2506000000
WB I T15	2506010000
WB I T20	2506020000

VDE slimBit Robertson



WB I VK 1	2506030000
WB I VK 2	2506040000

VDE slimBit Hex



WB I SK 2.5	2506050000
WB I SK 3	2506060000
WB I SK 4	2506070000
WB I SK 5	2506080000



The Torque Screwty®

- Easier work
- Screw-on circular plug, safety sealed

The perfect tool for all situations

Screwty® is the ideal, universal tool for tightening and releasing cable glands on all common sensor and actuator cables. The Screwty® can also reach those round plugs normally considered inaccessible! No great force is required – simply turn the tool to tighten or release the plug-in connector as required. The Screwty® also fits the majority (more than 90 %) of the cables and plug-in connectors of other suppliers and is therefore a unique tool useful throughout the world. The Screwty® consists of a handle with a conventional 1/4" fitting. This means it can be used for all sizes: for M12 and M8 round plugs, and the M12F and M8F types, also for plugs and sockets on custom cables.

The Screwty® is suitable for the following round plugs:

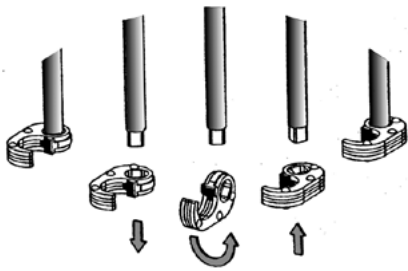
Size	M8	M8F	M12	M12F
	10 ±0,3 mm	11,9 ±0,3 mm	14,5 ±0,3 mm	19,8 ±0,3 mm
Thread	M8x1	M8x1	M12x1	M12x1

An adjustable torque fitting is also available for the Screwty® – for guaranteeing extra reliability during installation.

The torque can be infinitely adjusted between 0.5 and 1.7 Nm. This accurate setting enables all round plugs to be tightened precisely with a certain torque.

Weidmüller specifies the following torques for its round plugs:

Size	M8	M8F	M12	M12F
Torque	0,5-0,6 Nm	0,5-0,6 Nm	0,8-1,2 Nm	0,8-1,2 Nm
Thread	M8x1	M8x1	M12x1	M12x1



Simply turn the ratchet to tighten or loosen the cable gland.

The Screwty® can also be fitted with other blades to create a torque screwdriver.



Use of a M12 Screwty®

1. Position Screwty®
2. Tighten connector
3. Finished!



Use of a M23 Screwty®

Screwty® standard



Ordering data

Type	Use	Qty.	Order No.
Screwty® M12	moulded M12 lines	1	1900000000
Screwty® M8	moulded M8 lines	1	1900010000
Screwty® M12 F	M12 plugs for custom assembly	1	1900020000
Screwty® M8 F	M8 plugs for custom assembly	1	1900030000

Screwty® Set



Ordering data

Type	Qty.	Order No.
Screwty® Set	1	1910000000

Type	Contents
Screwty® Set	1x Screwty® standard handle + 1 M12, M8, M12 F, M8 F attachments

Screwty® attachments



Ordering data

Type	Qty.	Order No.
Screwty® M12 KO o. SD	1	1900100000
Screwty® M8 KO o. SD	1	1900110000
Screwty® M12F KO o. SD	1	1900120000
Screwty® M8F KO o. SD	1	1900130000
Screwty® M23 LS	1	1981560000

Legend:

F	for custom assemblies
DM	torque
KO o. SD	ratchet only (attachment)
Screwty®	screwdriver
Screwty® DM	torque screwdriver, interchangeable blade
WK	interchangeable blade
LS	power plug

Screwty® with torque fitting

Setting aid for Screwty® with torque fitting (included)



Ordering data

Type	Use	Qty.	Order No.
Screwty®-M12-DM	moulded M12 lines with torque requirement	1	1900001000
Screwty®-M8-DM	moulded M8 lines with torque requirement	1	1900011000
Screwty®-M12 F-DM	M12 plugs, custom assembly with torque requirement	1	1900021000
Screwty®-M8 F-DM	M8 plugs, custom assembly with torque requirement	1	1900031000

Fittings

Type	Contents
Screwty®-M12-DM	1 interchangeable blade, 1 torque handle, 1 setting aid for Screwty® torque, 1 Screwty® M12 attachment
Screwty®-M8-DM	1 interchangeable blade, 1 torque handle, 1 setting aid for Screwty® torque, 1 Screwty® M18 attachment
Screwty®-M12 F-DM	1 interchangeable blade, 1 torque handle, 1 setting aid for Screwty® torque, 1 Screwty® M12 F attachment
Screwty®-M8 F-DM	1 interchangeable blade, 1 torque handle, 1 setting aid for Screwty® torque, 1 Screwty® M18 F attachment

Screwty® Set-DM



Ordering data

Type	Qty.	Order No.
Screwty® Set-DM	1	1920000000

Type	Contents
Screwty® Set-DM	1 interchangeable blade, 1 torque handle, 1 setting aid for Screwty® torque, 1 each of Screwty® M12, M8, M12 F, M8 F attachments

Screwty® interchangeable handle/interchangeable bit



Ordering data

Type	Use	Qty.	Order No.
1/4" handle		1	4294820000
WK-1/4" (Screwty®)		1	1862200000

Cable gland tools

Cable gland tools

Screwing tool for all types of cable glands.

- Can tighten or loosen several rows of cable glands
- No deforming of the cable glands

FleCaFix 11/24

Cable gland tool



- Spanner size: SW 11 - SW 24
- Infinite adjustment of spanner size
- Ratchet function: not necessary to remove tool between turns
- Authentic one-hand tool

FleCaFix 24/36

Cable gland tool



- Spanner size: SW 24 - 36
- Infinite adjustment of spanner size
- Ratchet function: not necessary to remove tool between turns
- Authentic one-hand tool



Technical data

Tool data		
Depth / Width / Height	30 / 190 / 60 mm	30 / 204 / 60 mm
Weight	190 g	240 g
AF size	11 - 24 mm	24 - 36 mm
Note		

Ordering data

Version	Type	Qty.	Order No.	Type	Qty.	Order No.
	FLECAFIX 11/24	1	9015900000	FLECAFIX 24/36	1	9015980000
Note						

Screwdriver with cutting adapter

For the pinch-free cutting of copper cable.

- Solid up to 1.5 mm²
- Flexible up to 2.5 mm²

swifty®



swifty®

- cable cutter which fits onto uninsulated screwdrivers, with a blade diameter of 3.5 mm
- Minimal hand force required
- Cutter opens automatically
- Ergonomic handle design

swifty®set

- Logical operation
- Can be used for screw and tension clamp terminals
- Pocket format - always ready to hand
- Suitable for right- and left-hand use
- One-handed operation

swifty®set



Technical data

Max. cutting performance, copper cable	
Copper cable - solid, max.	1.5 mm ²
Copper cable - flexible, max.	2.5 mm ²
Tool data	
Depth / Width / Height	18 / 35 / 40 mm
Weight	20 g
Note	

Ordering data

Version	Type	Qty.	Order No.
without screwdriver	SWIFTY	1	9006020000
Note			


Type	Qty.	Order No.
swifty®set (with screwdriver)	1	9006060000
Screwdriver (SDS 0.6X3.5X100)	1	2749340000
Note		

SlimLine screwdrivers

VDE insulated screwdriver with thin blade

The SlimLine screwdriver design allows you to reach deeply inset fittings and tension clamp terminals which cannot normally be reached using a standard VDE screwdriver. The SlimLine screwdrivers can be used for Weidmüller's Z-series of terminal blocks. The ergonomic grip design makes for a comfortable screwing process and excellent handling. The soft handle material prevents the tool from slipping away and thus makes higher torques possible.

A blade that is up to 33 % thinner



The moulded protective insulation, applied directly to the shaft ensures safety and protection during critical applications at levels of up to 1,500 V (DC) or 1,000 V (AC).

Ergonomic design



The ergonomic grip design makes for a comfortable screwing process and excellent handling. The soft handle material prevents slipping and thus makes higher torques possible.

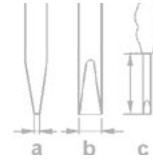


Security



The moulded protective insulation, applied directly to the shaft ensures safety and protection during critical applications at levels of up to 1,500 V (DC) or 1,000 V (AC).

SlimLine screwdrivers insulated acc. to VDE specs

**SDIS SLIM**

VDE-insulated slotted screwdriver, SDI SL, ISO 2380, DIN EN ISO/IEC 60900, Output acc. to DIN ISO 2380

**SDIK SLIM PH**

VDE-insulated crosshead screwdriver, Phillips type, SDIK PH, DIN EN ISO/IEC 60900, DIN ISO 8764/2-PH, output acc. to ISO 8764-PH

**SDIK SLIM PZ**

VDE-insulated slotted screwdriver, Type Pozidrive, DIN ISO 2380, Output acc. to DIN EN ISO/IEC 60900, ISO 2380/1

**SDIPM SLIM PZ**

VDE-insulated screwdriver, type PlusMinus, SDIPM SLIM PZ, DIN EN ISO/IEC 60900

**SDIT SLIM**

VDE-insulated Torx® screwdriver, type TORX®, SDIT SLIM, DIN EN ISO/IEC 60900



Type	Size / AF	a	b	c	Order No.
SDIS SLIM 0.6X3.5X100		0.6	3.5	100	2749610000
SDIS SLIM 0.8X4.0X100		0.8	4	100	2749620000
SDIS SLIM 1.0X5.5X125		1	5.5	125	2749630000
SDIS SLIM 1.2X6.5X150		1.2	6.5	150	2749640000

SDIK SLIM PH1 X 80	80	2749650000
SDIK SLIM PH2 X 100	100	2749660000

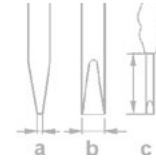
SDIK SLIM PZ1 X 80	80	2749670000
SDIK SLIM PZ2 X 100	100	2749680000

SDIPM SLIM PZ2 X 100	100	2749690000
----------------------	-----	------------

SDIT SLIM T10 X 100	100	2749700000
SDIT SLIM T15 X 100	100	2749710000
SDIT SLIM T20 X 100	100	2749720000
SDIT SLIM T25 X 125	125	2749730000
SDIT SLIM T30 X 150	150	2749740000

SlimLine screwdrivers

SlimLine screwdrivers insulated acc. to VDE specs

**SDI SET SLIM S3.5-6.5/PH1/2**

6-piece set: VDE-insulated slotted and crosshead PH screwdriver set, DIN EN ISO/IEC 60900, DIN ISO 2380, DIN ISO 8764



Type	Size / AF	a	b	c	Order No.
SDIS SLIM 0.6X3.5X100	0.6	3.5	100		
SDIS SLIM 0.8X4.0X100	0.8	4	100		
SDIS SLIM 1.0X5.5X125	1	5.5	125		
SDIS SLIM 1.2X6.5X150	1.2	6.5	150		
SDIK SLIM PH1 X 80			80		
SDIK SLIM PH2 X 100			100		
SDI SET SLIM S3.5-6.5/PH1/2					2749580000

SDI SET SLIM S3.5-6.5/PZ1/2

6-piece set: VDE-insulated slotted and crosshead PZ screwdriver set, DIN EN ISO/IEC 60900, DIN ISO 2380, DIN ISO 8764



SDIS SLIM 0.6X3.5X100	0.6	3.5	100		
SDIS SLIM 0.8X4.0X100	0.8	4	100		
SDIS SLIM 1.0X5.5X125	1	5.5	125		
SDIS SLIM 1.2X6.5X150	1.2	6.5	150		
SDIK SLIM PZ1 X 80			80		
SDIK SLIM PZ2 X 100			100		
SDI SET SLIM S3.5-6.5/PZ1/2					2749590000

SDI SET SLIM T8/T9/T10/T15/T20/T25

6-piece set: VDE-insulated Torx® screwdriver set, DIN EN ISO/IEC 60900



SDIT T8 X 60			60		
SDIT T9 X 60			60		
SDIT SLIM T10 X 100			100		
SDIT SLIM T15 X 100			100		
SDIT SLIM T20 X 100			100		
SDIT SLIM T25 X 125			125		
SDI SET SLIM T8/T9/T10/T15/T20/T25					2749600000

Screwdrivers

Weidmüller screwdrivers come in four different grip sizes, and are the result of a consistent grip concept which takes into account both the human hand and the different work requirements and conditions.

- Perfect handling with all grip sizes
- Maximum torques
- Optimum transmission of axial force
- Complete range including all commercial sizes



Uninsulated screwdrivers



Weidmüller's uninsulated screwdrivers for use in dry conditions and for general applications offers customers a complete range of screwdrivers that enables far higher torques as well as substantially more comfort due to the soft material of the grip.

Product benefits:

- Made of special soft material, which is kind to the skin, the handles enables maximum torques
- Perfect ergonomic grip design for comfortable screw driving and optimum handling
- You can choose from long-life extremely stressable blades in standard sizes
- ChromTop blade tip offers maximum corrosion protection and greatest possible dimensional accuracy of the blade geometry in the screw head over many years

VDE-insulated screwdrivers



VDE-insulated screwdriver according to DIN EN 60900, IEC 900 for work on live equipment

Product benefits:

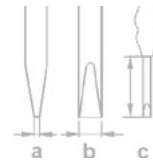
- The protective insulation moulded directly on the screwdriver blade ensures electrical safety, even in critical applications
- Safe for working at up to 1,500 volts DC and 1,000 volts AC
- Each screwdriver is individually tested in a water bath at 10,000 volts according to DIN EN 60900
- Perfect ergonomic grip design for comfortable screw driving and optimum handling
- Made of special soft material, which is kind to the skin, the handles prevents slipping in critical situations and at the same time enables maximum torques

VDE-insulated screwdrivers

VDE-insulated screwdriver, for working on live parts up to 1,000 V AC and 1,500 V DC. DIN EN ISO/IEC 60900, IEC 900, VDE GS tested. Each piece tested according to ISO 60900. Bit made of high-quality chrome-silicon vanadium steel, black finish.

SDIS

Slot-head screwdriver, insulated according to VDE spec., SDI DIN 7437, ISO 2380/2, drive output acc. to DIN EN ISO/IEC 60900 and DIN ISO 2380



Type	Size / AF	a	b	c	Order No.
SDIS 0.4X2.0X60		0.4	2	60	2749780000
SDIS 0.4X2.5X75		0.4	2.5	75	2749790000
SDIS 0.5X3.0X100		0.5	3	100	2749800000
SDIS 0.6X3.5X100		0.6	3.5	100	2749810000
SDIS 0.8X4.0X100		0.8	4	100	2749820000
SDIS 1.0X4.5X125		1	4.5	125	2749830000
SDIS 1.0X4.5X175		1	4.5	175	2749840000
SDIS 1.0X5.5X125		1	5.5	125	2749850000
SDIS 1.2X6.5X150		1.2	6.5	150	2749860000
SDIS 1.2X8.0X175		1.6	8	175	2749870000

SDIK PH

Phillips, crosshead screwdriver, insulated according to VDE spec. ISO 8764/2-PH, drive output acc. to ISO 8764-PH, DIN EN ISO/IEC 60900, DIN ISO 8764



SDIK PH0 X 60		60	2749880000
SDIK PH1 X 80		80	2749890000
SDIK PH2 X 100		100	2749900000
SDIK PH3 X 150		150	2749910000

SDIK PZ

Pozidriv, crosshead screwdriver, insulated according to VDE spec. ISO 8764/2-PZ, drive output acc. to ISO 8764-PZ, DIN EN ISO/IEC 60900, DIN ISO 8764



SDIK PZ1 X 80		80	2749920000
SDIK PZ2 X 100		100	2749930000

SDIPM PH

VDE-insulated plus-minus screwdriver, Phillips, SDIPM PH, DIN EN ISO/IEC 60900



SDIPM PH1 X 80		80	2749960000
SDIPM PH2 X 100		100	2749970000

SDIPM PZ

VDE-insulated plus-minus screwdriver, type Pozidriv, SDIPM PZ, DIN EN ISO/IEC 60900



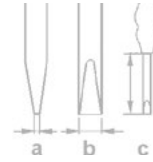
SDIPM PZ1 X 80		80	2749940000
SDIPM PZ2 X 100		100	2749950000

VDE-insulated screwdrivers

VDE-insulated screwdrivers

VDE-insulated screwdriver, for working on live parts up to 1,000 V AC and 1,500 V DC. DIN EN ISO/IEC 60900, IEC 900,

VDE GS tested. Each piece tested according to ISO 60900. Bit made of high-quality chrome-silicon vanadium steel, black finish.



SDIZ

Slot-head screwdriver, insulated according to VDE spec., SDI DIN 7437, ISO 2380/2, drive output acc. to DIN EN ISO/IEC 60900 and ISO 2380



Type	Size / AF	a	b	c	Order No.
SDIZ 0.6X3.5X100					2749980000
SDIZ 0.8X4.0X100					2749990000

SDIR

VDE-insulated square drive screwdriver, type Robertson, SDIR, DIN EN ISO/IEC 60900



SDIR 1 X 80			80		2750020000
SDIR 2 X 100			100		2750030000

SDIT

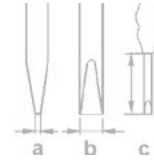
VDE-insulated Torx® screwdriver, type Torx®, SDIT, DIN EN ISO/IEC 60900



SDIT T8 X 60			60		2750040000
SDIT T9 X 60			60		2750050000

VDE-insulated screwdrivers

VDE-insulated screwdriver, for working on live parts up to 1,000 V AC and 1,500 V DC. DIN EN ISO/IEC 60900, IEC 900, VDE GS tested. Each piece tested according to ISO 60900.



SDI SET S2.5-5.5/PH1/2

6-piece set: VDE-insulated slotted and crosshead PH screwdriver set, DIN EN ISO/IEC 60900, DIN ISO 2380, DIN ISO 8764



Type	Size / AF	a	b	c	Order No.
SDIS 0.4X2.5X75	0.4	2.5	75		
SDIS 0.5X3.0X100	0.5	3	100		
SDIS 0.8X4.0X100	0.8	4	100		
SDIS 1.0X5.5X125	1	5.5	125		
SDIK PH1 X 80			80		
SDIK PH2 X 100			100		
SDI SET S2.5-5.5/PH1/2					2749750000

SDI SET S2.5-5.5/PZ1/2

6-teiliger Satz: VDE-isolierter Schlitz- und Kreuzschlitz-PZ-Schraubendreher-Satz, DIN EN ISO/IEC 60900, DIN ISO 2380, DIN ISO 8764



SDIS 0.4X2.5X75	0.4	2.5	75		
SDIS 0.5X3.0X100	0.5	3	100		
SDIS 0.8X4.0X100	0.8	4	100		
SDIS 1.0X5.5X125	1	5.5	125		
SDIK PZ1 X 80			80		
SDIK PZ2 X 100			100		
SDI SET S2.5-5.5/PZ1/2					2749760000

SDI SET S2.0-5.5

6-piece set: VDE-insulated slotted screwdriver set, DIN EN ISO/IEC 60900, DIN ISO 2380

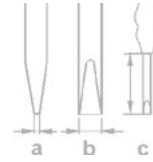


SDIS 0.4X2.0X60	0.4	2	60		
SDIS 0.4X2.5X75	0.4	2.5	75		
SDIS 0.5X3.0X100	0.5	3	100		
SDIS 0.6X3.5X100	0.6	3.5	100		
SDIS 0.8X4.0X100	0.8	4	100		
SDIS 1.0X5.5X125	1	5.5	125		
SDI SET S2.0-5.5					2749770000

VDE-insulated screwdrivers

VDE-insulated screwdrivers

VDE-insulated screwdriver, for working on live parts up to 1,000 V AC and 1,500 V DC. DIN EN ISO/IEC 60900, IEC 900, VDE GS tested. Each piece tested according to ISO 60900.



SDI SET S2.5-5.5/PH1/2 VOLT

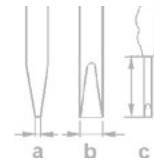
7-piece set: VDE-insulated slotted and crosshead PH screwdriver set incl. voltage tester 150-250V, DIN EN ISO/IEC 60900, DIN ISO 2380, DIN ISO 8764, VDE 0680 Part 6



Type	Size / AF	a	b	c	Order No.
SDIS 0.4X2.0X60	0.4	2	60		
SDIS 0.4X2.5X75	0.4	2.5	75		
SDIS 0.5X3.0X100	0.5	3	100		
SDIS 0.6X3.5X100	0.6	3.5	100		
SDIS 0.8X4.0X100	0.8	4	100		
SDIS 1.0X5.5X125	1	5.5	125		
SDI SET S2.5-5.5/PH1/2 VOLT					2854990000

Uninsulated screwdrivers

Weidmüller screwdriver for general applications. Bit made of high-quality chrome-silicon vanadium steel, matt-chrome finish.



SDS

Slotted screwdriver with rounded blade, SD DIN 5265, DIN ISO 2380, drive output acc. to DIN 5264, DIN ISO 2380/1, ChromTop tip



Type	Size / AF	a	b	c	Order No.
SDS 0.4X2.0X60		0.4	2	60	2749260000
SDS 0.4X2.5X75		0.4	2.5	75	2749320000
SDS 0.5X3.0X80		0.5	3	80	2749330000
SDS 0.6X3.5X100		0.6	3.5	100	2749340000
SDS 0.6X3.5X200		0.6	3.5	200	2749350000
SDS 0.8X4.0X100		0.8	4	100	2749360000
SDS 0.8X4.5X125		0.8	4.5	125	2749370000
SDS 1.0X5.5X150		1	5.5	150	2749380000
SDS 1.2X6.5X150		1.2	6.5	150	2749390000

SDK PH

Crosshead screwdriver, Phillips, SDK PH DIN 5262, DIN ISO 8764-PH, drive output acc. to DIN ISO 8764-PH, chrome top tip



SDK PH0 X 60			60	2749400000
SDK PH1 X 80			80	2749410000
SDK PH2 X 100			100	2749420000
SDK PH3 X 150			150	2749430000

SDK PZ

Crosshead screwdriver, Pozidriv, SDK PZ DIN 5262, DIN ISO 8764-PZ, drive output acc. to DIN ISO 8764-PZ, chrome top tip



SDK PZ1 X 80			80	2749440000
SDK PZ2 X 100			100	2749450000
SDK PZ3 X 150			150	2749460000

SD TR

Torx® TR-screwdriver with hole in tip of blade (tamper-resistant), SD TR for screwing Torx® and Torx®TR security screws (pin in centre of Torx® recess), ChromTop tip



SD T7 TR X 60			60	2749470000
SD T8 TR X 60			60	2749480000
SD T9 TR X 60			60	2749490000
SD T10 TR X 80			80	2749500000
SD T15 TR X 80			80	2749510000
SD T20 TR X 100			100	2749520000
SD T25 TR X 100			100	2749530000
SD T30 TR X 115			115	2749540000
SD T40 TR X 115			115	2749550000

SD TO

Angled slotted screwdriver with round handle

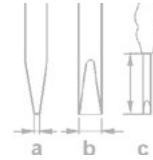


SD TO 0,4X2,5		0.4	2.5	70	2749570000
SD TO 0,6X3,0		0.6	3	70	2749560000

Uninsulated screwdrivers

Uninsulated screwdrivers

Weidmüller screwdriver for general applications. Bit made of high-quality chrome-silicon vanadium steel, matt-chrome finish.



SD SK

Hexagon socket wrench external hexagon



Type	Size / AF	a	b	c	Order No.
SD SK 5,5X125					2898920000
SD SK 7,0X125					2898930000
SD SK 8,0X125					2898940000
SD SK 10X125					2898950000
SD SK 13X125					2898960000

SD SET S2.5-5.5/PH1/2

6-piece set: slotted and crosshead PH screwdriver set with circular blades, DIN ISO 2380 und DIN ISO 8764



SDS 0.4X2.5X75	0.4	2.5	75	
SDS 0.5X3.0X80	0.5	3	80	
SDS 0.8X4.0X100	0.8	4	100	
SDS 1.0X5.5X150	1	5.5	150	
SDK PH1 X 80			80	
SDK PH2 X 100			100	
SD SET S2.5-5.5/PH1/2				2749200000

SD SET S2.0-5.5

6-piece set: slotted screwdriver set, DIN ISO 2380



SDS 0.4X2.0X60	0.4	2	60	
SDS 0.4X2.5X75	0.4	2.5	75	
SDS 0.5X3.0X80	0.5	3	80	
SDS 0.6X3.5X100	0.6	3.5	100	
SDS 0.8X4.0X100	0.8	4	100	
SDS 1.0X5.5X150	1	5.5	150	
SD SET S2.0-5.5				2749220000

SD Set T10/15/20/25/30/40 TR

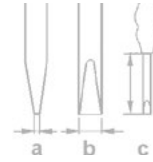
6-piece set: Torx® TR screwdriver set



SD T10 TR X 80			80	
SD T15 TR X 80			80	
SD T20 TR X 100			100	
SD T25 TR X 100			100	
SD T30 TR X 115			115	
SD T40 TR X 115			115	
SD SET T10/15/20/25/30/40 TR				2749230000

Uninsulated screwdrivers

Weidmüller screwdriver for general applications. Bit made of high-quality chrome-silicon vanadium steel, matt-chrome finish.



SD SK SET 5.5-13x125

Hexagon socket wrench external hexagon



Type	Size / AF	a	b	c	Order No.
SD SK SET 5,5-13X125					2898970000

Uninsulated screwdrivers

Pico screwdrivers

SD EL S PICO

Weidmüller precision screwdriver, slotted



SD EL PZ PICO

Weidmüller precision screwdriver, cross recess type Pozidriv, PZ 8764



SD EL PH PICO

Weidmüller precision screwdriver, cross recess type Phillips, PH 8764



SD EL SET 1.5-4.0/PH0/1

7-piece set: Precision screwdriver slotted and cross-slotted PH



Type	Size / AF	a	b	c	Order No.
SD EL 0.3X1.5X40 PICO		0.3	1.5	40	2750060000
SD EL 0.4X2.0X60 PICO		0.4	2	60	2750070000
SD EL 0.4X2.5X75 PICO		0.4	2.5	75	2750080000
SD EL 0.5X3.0X75 PICO		0.5	3	75	2750090000
SD EL 0.6X3.5X100 PICO		0.6	3.5	100	2750100000
SD EL 0.8X4.0X100 PICO		0.8	4	100	2750110000
SD EL 0.6X3.5X60 PICO					2898980000

SDK EL PZO X 60 PICO	60	2750120000
SDK EL PZ1 X 80 PICO	80	2750130000

SDK EL PH0 X 60 PICO	60	2750140000
SDK EL PH1 X 80 PICO	80	2750150000

SD EL 0.3X1.5X40 PICO	0.3	1.5	40	
SD EL 0.4X2.0X60 PICO	0.4	2	60	
SD EL 0.4X2.5X75 PICO	0.4	2.5	75	
SD EL 0.5X3.0X75 PICO	0.5	3	75	
SD EL 0.8X4.0X100 PICO	0.8	4	100	
SDK EL PH0 X 60 PICO			60	
SDK EL PH1 X 80 PICO			80	
SD EL SET 1.5-4.0/PH0/1				2750160000

Voltage tester

Device for testing voltage conduction in electrical equipment and cables

SD ELEC PRO

Voltage tester



Type	Size / AF	a	b	c	Order No.
SD ELEC PRO			3	63	285500000

SP 303


Voltage tester



SP 303			3	63	900689000
--------	--	--	---	----	-----------

SDQ T Handle T15 / T20 / T25

Socket wrench, Torx®




SDQ T Handle T27 / T30

Socket wrench, Torx®



SDQ T HANDLE HEX 4 / HEX 5 / HEX 6

Socket wrench, Torx®



	SDQ T15	SDQ T20	SDQ T25
c	150 mm	150 mm	150 mm
Weight	46.4 GRM	49.3 GRM	54.5 GRM

	SDQ T27	SDQ T30
c	150 mm	150 mm
Weight	61.8 GRM	73.9 GRM

	SDQ HEX 4	SDQ HEX 5	SDQ HEX 6
c	150 mm	200 mm	200 mm
Weight	58.4 GRM	80 GRM	97.5 GRM

Ordering data

Type	Qty.	Order No.
SDQ T HANDLE T15	1	2888320000
SDQ T HANDLE T20	1	2888330000
SDQ T HANDLE T25	1	2888340000

Ordering data

Type	Qty.	Order No.
SDQ T HANDLE T27	1	2888350000
SDQ T HANDLE T30	1	2888360000

Ordering data

Type	Qty.	Order No.
SDQ T HANDLE HEX 4	1	2888290000
SDQ T HANDLE HEX 5	1	2888300000
SDQ T HANDLE HEX 6	1	2888310000

Pin and electrical cabinet key

IS 4 / IS 6

Wrench with pegged pilot tip



Hexagon screwdriver with cross-grip made from high-quality plastic

- Nickel-plated surface
- Made from hardened chromium-vanadium steel
- Manufactured according to DIN 6911
- Designed for screws acc. to DIN 6912

	IS4	IS6
c	60 mm	80 mm
Weight	27 g	61 g

Ordering data

Type	Qty.	Order No.
IS 4 DIN 6911	1	0485100000
IS 6 DIN 6911	1	0407900000

Cross-Key Master

Universal key



- 1.0 x 7 mm ⊕ PH 2
- 5 mm □
- 7 mm □ 12 mm 9 mm ▲ 13.5 mm
- 8 mm □ 13.5 mm 4 mm ◀ 10 mm

- With bit holder and reversible bit (drives - refer to symbols)
- Material: diecast zinc
- Dimensions: 62 x 90 mm

Application:

For almost all technical locking systems in buildings including: doors, window handles, radiator bleed valves, sanitary installations, HVAC, gas and water supply.

	CROSS-KEY MASTER
Width / Height	89 / 62 mm
Weight	90 g

Ordering data

Type	Qty.	Order No.
CROSS-KEY MASTER	1	9918150000

Cross-Key Universal

Universal electrical cabinet key



- 1.0 x 7 mm ⊕ PH 2
- 5 mm □
- 6 mm □ 11.5 mm 9 mm ▲ 13.5 mm
- 7-8 mm □ 13.5 mm 3-5 mm ◉ 9 mm

- With bit holder and reversible bit (drives - refer to symbols)
- Material: diecast zinc
- Dimensions: 72 x 72 mm

Application:

For locking systems used in electrical engineering, fits all standard electrical cabinet locks.

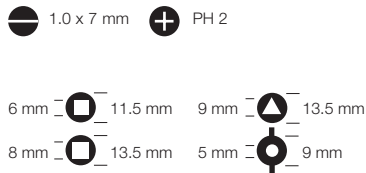
	CROSS-KEY UNIVERSAL
Width / Height	72 / 72 mm
Weight	88 g

Ordering data

Type	Qty.	Order No.
CROSS-KEY UNIVERSAL	1	9918130000

Cross-Key Universal S

Universal mini electrical cabinet key



- With bit holder and reversible bit (drives - refer to symbols)
- Material: diecast zinc
- Dimensions: 42 x 42 mm

Application:

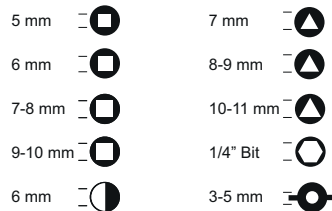
For locking systems used in electrical engineering, fits all standard electrical cabinet locks.

CROSS-KEY UNIVERSAL S	
Width / Height	42 / 42 mm
Weight	65 g

Ordering data

Type	Qty.	Order No.
CROSS-KEY UNIVERSAL S	1	9918140000

Cross-Key Quadro



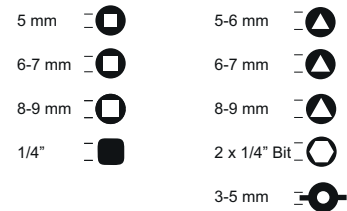
Suitable for all common technical closures. With its four-fold rotation mechanism, eight different panel closures can be brought into position. Chain and snap hook.

CROSS-KEY QUADRO	
Width / Height	95 / 95 mm
Weight	175 g

Ordering data

Type	Qty.	Order No.
CROSS-KEY-QUADRO	1	1480180000

Cross-Key Duo



Suitable for all common technical closures. Thanks to its dual rotation mechanism, eight different closures can be brought into position. There is also a 5 mm square and bit holder in the body.

CROSS-KEY DUO	
Width / Height	95 / 38 mm
Weight	85 g

Ordering data

Type	Qty.	Order No.
CROSS-KEY-DUO	1	1480190000

Measuring / Testing

Measuring / Testing	Introduction	H.2
	Overview	H.4
	Digital voltage tester	H.6
	2-pole voltage tester	H.7
	Overview of digital multimeters	H.10
	Digital multimeters	H.11
	Digital multimeters and current-measuring clamp-on attachment	H.12
	Digital multimeters / Digital clamp-on measuring device	H.13
	Accessories	H.14
	Cable tester	H.15
	Non-contact magnetic field and voltage tester	H.16

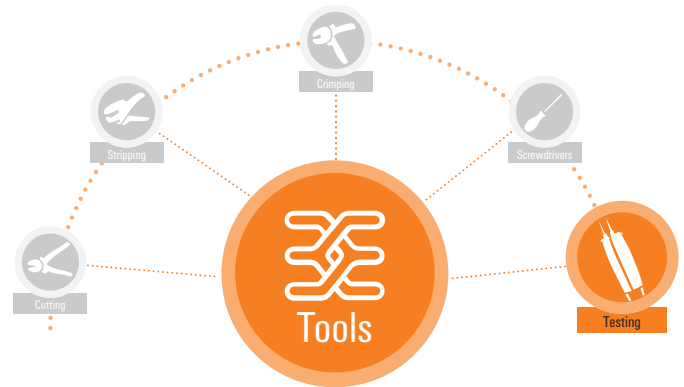
Test it – don't be shocked

Working with our tool, that's the new rule.

Professional testing tools that guarantee you never miss a fault

As a rule, test and measurement results must be determined one hundred percent correctly. We recommend our reliable testing and measuring tools for this purpose. In our complete range, you will find suitable products for every performance requirement and every application. From classic voltage testers to current measuring clamps to socket and FI testers.

During development and design, we take into account the wishes and experiences of our users. That's why the devices have a practical design and maximum reliability.



Testing plays a crucial role in setting up, maintaining and repairing electrical installations and devices. You should apply and adhere to the accident prevention and safety regulations relevant to your installation, which call for repeat tests after modifications and maintenance work, in addition to the tests required before using the installation for the first time.

The person responsible for setting up the installation is required to check that the installation or individual components function perfectly. They must also ensure their compliance with the technological regulations, in particular the VDE regulations and technical connection requirements (TAB) issued by the power supply companies. It is also important to check that all precautionary measures are taken to prevent extremely excessive contact voltage work and in order to guarantee and comply with the necessary safety standards. Using voltage and continuity testers from Weidmüller ensures that all tests are performed according to the relevant regulations.

Testing is very important during the setup, maintenance and repair of electrical facilities and equipment. You can conduct your tests properly with Weidmüller's voltage and continuity testers. All of our devices comply with all of the relevant standards.



2-pole voltage testers

The main purpose of the voltage tester is to check the presence or absence of a voltage. The 2-pole voltage tester is an approved testing instrument that satisfies the requirements of the Industrial Safety Act.



Digital clamp-on meters

Digital clamp-on meters and clamp-on meter attachments and adapters are used for measuring AC and DC currents. The important advantage of these devices is that the measurements can be undertaken without interrupting the flow of current.



Digital multimeters

Multimeters are able to measure a number of different parameters. The measuring options for voltage and resistance, plus continuity testing and the diode test are available on every instrument as standard.



Network tester

Network testers enable you to make quick cabling tests and quick diagnoses of cabling errors.

Overview of applications and testing functions

	12 V voltage test - e.g. car batteries		400 V voltage test - 3-phase voltage systems		Semiconductor check
	24 V voltage test - e.g. HGV batteries		3-48 V measuring range		Load connection
	50 V - limit of the dangerous voltage range for the human body		Plug-in test probe		Phase sequence check
	120 V voltage test - customary voltage in some countries, e.g. USA		Car Check		Continuity check
	230 V/240 V voltage test - customary voltage in the majority of European countries		Test probe illumination		Polarity check

Overview

Technical specification

Type designation	VT Digi Pro	VT Combi Pro	VT Master	LSP 4L	VT	VT CTB
Page number	G.6	G.7	G.7	G.9	G.8	G.8
Order No.	9918870000	9918860000	9918880000	9205050000	9918950000	9918970000
Rated voltage range	1 - 1.000 V AC/DC	6 - 690 V AC/DC	12 - 690 V AC/DC	12 - 690 V AC/DC	12 - 690 V AC/DC	3 - 48 V DC
Display	digital LCD	LED	LED	digital LCD	LED	LED
< 6 V	x					x
6 V	x	x				3-48 V
12 V	x	x	x	x	x	
24 V	x	x	x	x	x	
50 V	x	x	x	x	x	
120 V	x	x	x	x	x	
230 V	x	x	x	x	x	
400 V	x	x	x	x	x	
690 V	x	x	x	x	x	
1.000 V	x					
Polarity (+/-)	x	x	x	x	x	x
Continuity test with buzzer	x	x	x			
Single-pole phase test	x	x		x		
One-hand testing	x	x	x		x	
Illuminated measuring probes	x	x				
HOLD function	x					
Phase sequence indicator	x	x		x		
Switchable load	x	x				
30 mA RCD triggering via a button	x	x				
Power supply	2 x 1,5 V AAA	2 x 1,5 V AAA	2 x 1,5 V AAA	rechargeable battery		
Order no., battery	9201310000	9201310000	9201310000			
Order no., case	2544760000	2544760000	2544760000	2544760000	2544760000	2544760000
Order no. replacement measurement probes accessories	2565720000	2565720000	2565720000			

Safety features	CAT IV - 600 V CAT III - 1.000 V	CAT IV - 600 V CAT III - 690 V	CAT III - 600 V	CAT IV - 600 V CAT III - 690 V		
Category	CAT IV - 600 V CAT III - 1.000 V	CAT IV - 600 V CAT III - 690 V	CAT III - 600 V	CAT IV - 600 V CAT III - 690 V		
Peak resistance voltage	8 kV	8 kV	6 kV	12 kV	5 kV	
EN/IEC standard	DIN EN 61243-3: 2015-08	DIN EN 61243-3: 2015-08	DIN EN 61243-3: 2015-08	DIN EN 61243-3: 2015-08	DIN EN 61243-3: 2015-08	
Dimensions	264 x 67 x 33	264 x 67 x 33	235 x 60 x 28	231 x 48 x 37	210 x 55 x 21	158 x 34 x 22
Weight	295 g	288 g	181 g	170 g	115 g	50 g
Protection class	IP 65	IP 65	IP 54	IP 65	IP 64	
Operating temperature	-15 °C...+ 55 °C	-15 °C...+ 55 °C	-15 °C...+ 55 °C	-10 °C...+55 °C	-15 °C...+ 55 °C	+5 °C...+40 °C

VT Digi Pro



VT Combi Pro



VT Master



LSP 4L



VT



VT CTB



Digital voltage tester

Digital voltage testers

- LCD display including bar chart
- One-hand testing is possible
- Test probe protection
- Continuity test
- Low-battery indicator
- HOLD function
- Backlit
- Polarity detection
- Single-pole phase test is possible
- Battery included
- Incl. test probe illumination
- Large display
- Light sensor
- IP65

VT Digi Pro

Digital voltage tester



- TRMS
- Resistance measurement
- Capacitance measurement
- Frequency measurement
- Switchable load for FI
- Rotating field display



Technical data

Housing specification

Nominal voltage
Input resistance, voltage
Peak voltage resistance
Frequency range
Measuring range category
Display
Working temperature
Protection degree
Approvals
Weight

Note

DIGI CHECK PRO

1 V...1000 V AC/DC
On operating the double switch $\geq 300 \text{ k}\Omega$
8 kV
16...400 Hz
CAT III 1.000V / CAT IV 600V
LCD digital
-15...55 °C
IP65
IEC 61243-3:2014 (DIN EN 61243-3:2015-08)
295 g
Buzzer included

Ordering data

Version

Note

Type	Qty.	Order No.
VT DIGI PRO	1	9918870000

Protective case included

Accessories

Protective pouch

Note

Type	Qty.	Order No.
SKAI TASCHKE	1	2544760000
BATTERIE 1,5V MICRO	2	9201310000
PRSPSU	1	1332420000

2-pole voltage tester

- Automatic testing, identification and display of voltage type (AC or DC) and polarity
- Concisely arranged LED display
- Phase testing relative to earth
- Polarity testing
- Continuity and semiconductor testing
- Touch protection because of high input resistance
- Large voltage range

VT Combi Pro

2-pole voltage tester



- Phase sequence indicator
- Single-pole phase testing
- Buzzer included
- Batteries included

VT Master

2-pole voltage tester



- Buzzer included
- Battery included



Technical data

Housing specification	
Nominal voltage	
Input resistance, voltage	
Peak voltage resistance	
Frequency range	
Measuring range category	
Display	
Working temperature	
Protection degree	
Approvals	
Weight	
Note	

COMBI CHECK		
6 V...690 V AC/DC		
8 kV		
16...400 Hz		
CAT III - 690V/CAT IV - 600V		
LED		
-15...55 °C		
IP65		
IEC 61243-3:2014 (DIN EN 61243-3:2015-08)		
290 g		
Buzzer included		

MASTER-CHECK		
12 V...690 V AC/DC		
6 kV		
0...65 Hz		
CAT III 600 V		
LED		
-15...55 °C		
IP54		
IEC 61243-3:2014 (DIN EN 61243-3:2015-08)		
181 g		
Buzzer included		

Ordering data

Version	
Note	

Type	Qty.	Order No.
VT COMBI PRO	1	9918860000

Type	Qty.	Order No.
VT MASTER	1	9918880000

Accessories

Protective pouch
Note

Type	Qty.	Order No.
SKAI TASCHKE	1	2544760000
BATTERIE 1,5V MICRO	2	9201310000
PRSPSU	1	1332420000

Type	Qty.	Order No.
SKAI TASCHKE	1	2544760000
BATTERIE 1,5V MICRO	2	9201310000
PRSPSU	1	1332420000

2-pole voltage tester

2-pole voltage tester

VT CTB

2-pole voltage tester for cars



- Test probe
- Pin with sliding mechanism
- Cable length 130 cm
- Polarity detection

VT

2-pole voltage tester



- LED display for voltage and polarity
- Works without batteries
- Impact-resistant housing
- One-handed operation for sockets

H

Technical data

Housing specification
Nominal voltage
Input resistance, voltage
Peak voltage resistance
Frequency range
Display
Working temperature
Protection degree
Approvals
Weight
Note

VT CTB
3 V DC...48 V DC
0...65 Hz
LED
-10...50 °C
IP40
EN 61010-1, EN 61326
50 g
Note

VT
12 V AC/DC...690 V AC/DC
5 kV
0...65 Hz
LED
-15...55 °C
IP64
EN/IEC 61010, EN 61243-3:2010
115 g
Note

Ordering data

Version
Note

Type	Qty.	Order No.
VT CTB	1	9918970000
Note		

Type	Qty.	Order No.
VT	1	9918950000
Note		

Accessories

Protective pouch
Note

Type	Qty.	Order No.
SKAI TASCHÉ	1	2544760000
Note		

Type	Qty.	Order No.
SKAI TASCHÉ	1	2544760000
Note		

2-pole voltage tester

- Automatic testing, identification and display of voltage type (AC or DC) and polarity
- Clear display
- Phase testing relative to earth
- Polarity testing
- Continuity testing and semiconductor testing
- Touch-safety due to high input resistance
- Large voltage range

LSP 4L

2-pole voltage tester



- Maintenance free - without battery
- Integrated Lithium battery
- Surge-proof up to 8 kV
- Phase sequence indicator

Technical data

Housing specification	LSP 4L
Nominal voltage	12 V AC/DC...690 V AC/DC
Input resistance, voltage	
Peak voltage resistance	8 kV
Frequency range	0...500 Hz
Display	digital
Working temperature	-15...45 °C
Protection degree	IP65
Approvals	EN/IEC 61243-3 :2010-10 (VDE 0682 Part 401)
Weight	170 g
Note	

Ordering data

Version	Type	Qty.	Order No.
	LSP 4L	1	9205050000
Note			



Overview of digital multimeters

Technical data

	Temphaser	125S	1037	2606	MG Kit CA 600
Page number	Page G.11	Page G.11	Page G.13	Page G.13	Page G.12
Order No.	9427300000	9425830000	9423580000	9427370000	9427460000
Measurement range					
• DC voltage	0.2 - 600 V	0.32 - 600 V	0.2 - 1,000 V	0.4 - 1,000 V	0.2 - 600 V
• AC voltage	0.2 - 600 V	0.32 - 600 V	0.2 - 750 V	0.4 - 750 V	0.2 - 600 V
• DC current				up to 1,500 A	0 - 600 A
• AC current			up to 200 A**	up to 2,000 A	0 - 600 A
• Resistance	up to 2,000 MΩ	up to 30 MΩ	up to 200 kΩ	up to 66 MΩ	up to 2,000 MΩ
• Capacitance	20 μF - 20 mF		up to 200 μF	1 nF - 6.6 mF	20 μF - 20 mF
• Frequency	10 Hz - 40 kHz			0.1 - 400 kHz	10 Hz - 40 kHz
• Temperature	-20 °C to +750 °C				-20 °C to +750 °C
Continuity test	x	x	x	x	x
Diode test	x	x	x	x	x
Phase sequence test	x				x
Selection of measuring range	manual	automatic	manual	automatic/manual	manual
HOLD function			x	x	
MAX/MIN function			x	x	
PEAK measurement				x	
Opening width of pliers			23 mm	57 mm	30 mm
Standard	EN/IEC 61010-1	EN/IEC 61010-1	EN/IEC 61010-1	EN/IEC 61010-1	EN/IEC 61010-1
Measurement range category	CAT III 600 V	CAT III 600 V	CAT III 1,000 V	CAT III 1,000 V	CAT III 600 V
Dimensions in mm	147 x 70 x 39	147 x 70 x 39	214,5 x 66 x 44	277 x 102 x 49	178 x 70 x 33

Accessories

	9 V battery	9 V battery	9 V battery	9 V battery	9 V battery
Order no., battery	9004810000	9004810000	9004810000	9004810000	9004810000
Accessories (included)	2 x Test wires with test probe 1 x Test wire with alligator clip 2 x Alligator clip 1 x Temperature probe 1 x Belt clip 1 x Spare fuse	2 x Test wires with test probe 1 x Belt clip	2 x Test wires 2 x Short test probe 2 x Long test probe 2 x Test wire with alligator clip, thin 2 x Test wire with alligator clip, wide 1 x Pliers adapter 1 x Carry case	2 x Test wires with test probe 1 x Carry case	2 x Test wires with test probe 1 x Test wire with alligator clip 2 x Alligator clip 1 x Temperature probe 1 x Belt clip 1 x Spare fuse 1 x Portable case
Order No.	9205260000	9205270000	9205460000	9205270000	9205260000
Accessories test wires	(without temperature probe)	(without temperature probe)	(without pliers adapter)	(without temperature probe)	(without temperature probe)

**when connected with pliers adapter* acc. to EN 61243-3, in all low-voltage systems up to 1,000 V

Digital multimeters

- Measures voltages up to 600 V
- Resistance measurement and semiconductor test
- Battery status display

Temphaser

Temphaser



- Voltage and resistance measurements
- Capacitance and frequency measurements
- Temperature measurement (including temp. probe)
- Phase sequence measurement

Multimeter 125S

Digital multimeter



- Voltage and resistance measurements
- Automatic measuring range selection



Technical data

Housing specification
DC voltage measuring range
Resolution of DC voltage
AC voltage measuring range
Resolution of AC voltage
Resistance measuring range
Measured capacitance value
Frequency range
Temperature measuring range
Working temperature
Approvals
Weight
Note

TEMPHASER		
0.2 - 600 V		
0.2 - 600 V		
0.2 Ω...2000 MΩ		
20 µF...20 mF		
10 Hz...40 kHz		
-20...750 °C		
0...50 °C		
EN/IEC 61010-1		
340 g		

MULTIMETER 125S		
0.32 - 600 V		
0.32 - 600 V		
0.32 Ω...30 MΩ		
0 Hz...100 Hz		
0...50 °C		
EN/IEC 61010-1		
323 g		

Ordering data

Version
Note

Type	Qty.	Order No.
TEMPHASER	1	9427300000

Type	Qty.	Order No.
MULTIMETER 125S	1	9425830000

Accessories

Note

Type	Qty.	Order No.
ZUB TEMPHASER	1	9205260000
BLOCKBATTERIE 9V	1	9004810000
Delivered without temperature probe		

Type	Qty.	Order No.
ZUB MULTIMETER	1	9205270000
BLOCKBATTERIE 9V	1	9004810000
Delivered without belt clip		

Digital multimeters and current-measuring clamp-on attachment

Digital multimeters and current-measuring clamp-on attachment

- Measures voltages up to 600 V
- Measures currents up to 600 A with clamp-on attachment
- Resistance measurement and semiconductor test
- Battery status display

MG KIT CA 600

Digital multimeter + clamp-on attachment



- Capacitance measurement
- Frequency measurement
- Temperature measurement
- Phase sequence measurement



H

Technical data

Housing specification	
DC voltage measuring range	
Resolution of DC voltage	
AC voltage measuring range	
Resolution of AC voltage	
Measured current value, max.	
Opening width of current-measuring clamp-on attachment	
Resistance measuring range	
Measured capacitance value	
Frequency range	
Temperature measuring range	
Working temperature	
Approvals	
Weight	
Note	

MG KIT CA 600	
0.2 - 600 V	
0.2 - 600 V	
600 A	
30 mm	
0.2...2000 MΩ	
20	
10...40 kHz	
-20...750 °C	
0...50 °C	
910 g	

Ordering data

Version
Note

Type	Qty.	Order No.
MG KIT CA 600	1	9427460000
Note		

Accessories

Accessories	
Note	

Type	Qty.	Order No.
ZUB TEMPHASER	1	9205260000
BLOCKBATTERIE 9V	1	9004810000
Delivered without temperature probe and belt clip		

Digital multimeters

- Measures voltages up to 1000 V
- Resistance measurement and semiconductor test
- Capacitance measurement
- MAX/MIN memory
- HOLD function
- Battery status display
- Carry case included

Multimeter 1037

Digital multimeter



- Voltage measurement
- Current measurement
- Resistance measurement
- Non-contact voltage measurement is possible
- Extensive accessories

Multimeter 2606

Digital clamp-on measuring device



- Currents up to 2000 A measurable with clamp-on attachment
- Frequency measurement
- Voltage measurement
- Current measurement
- PEAK function



Technical data

Housing specification
DC voltage measuring range
Resolution of DC voltage
AC voltage measuring range
Resolution of AC voltage
Measured current value, max.
Opening width of current-measuring clamp-on attachment
Resistance measuring range
Measured capacitance value
Frequency range
Temperature measuring range
Working temperature
Approvals
Weight
Note

MULTIMETER 1037
0,2 - 1000 V
0,2 - 750 V
200 A
23 mm
0,2 Ω...200 kΩ
...200 µF
50 Hz...500 Hz
0...50 °C
EN/IEC 61010-1
258 g

MULTIMETER C 2608
0.66 - 1000 V
± 0.5%
0.66 - 750 V
± 0.5%
2000 A
57 mm
660 Ω...66 MΩ
6.6 nF...6.6 mF
1 MHz...66 Hz
0...50 °C
EN/IEC 61010-1
570 g

Ordering data

Version
Note

Type	Qty.	Order No.
MULTIMETER 1037	1	9423580000

Type	Qty.	Order No.
MULTIMETER C 2608	1	9427370000

Accessories

Note

Type	Qty.	Order No.
ZUB MULTI 1037	1	9205460000
BLOCKBATTERIE 9V	1	9004810000

Pliers adapter or carry case are not included in the delivery of accessories

Type	Qty.	Order No.
ZUB MULTIMETER	1	9205270000
BLOCKBATTERIE 9V	1	9004810000

No carry case

Accessories

The accessories for our measuring instruments meet the same demanding standards for quality and safety as those used for our instruments.

ZUB Temphaser



Included in delivery	Qty.	Order No.
Test wire with test probe	2	
Test wire with alligator clip	1	
Alligator clip	2	
ZUB TEMPHASER		9205260000

ZUB Multimeter 1037



Test wire	2	
Short test probe	2	
Long test probe	2	
Test wire with alligator clip, thin	2	
Test wire with alligator clip, wide	2	
ZUB MULTI 1037		9205460000

H

PS ZQV test adapter



PS ZQV set: test wire with test probe	2	
PS ZQV: test probe	2	
PS_ZQV_SET		1116710000
PS_ZQV		1121740000

ZUB Multimeter



Test wire with test probe	2	
ZUB MULTIMETER		9205270000

SKAI pouch



SKAI Pouch for 2-pole voltage tester	1	2544760000
Test probe	1	2565720000

Cable tester

Test equipment to test Ethernet cables for:

- External voltage
- Cable breakage
- Wire breakage
- Short-circuit
- Crossed wires
- Checking for twisted wires
- Testable cable length: max. 1000 m
- Wire connection: RJ45
- External-voltage resistance: 80 V AC / DC

LAN USB

LAN continuity tester



- Network cable tester for LAN and USB connections
- Including remote tester
- Connection option for RJ45 plug
- Manual and automatic test
- Display of connection faults (cable breakage, wrong connection, incorrect wiring)



IE-CT



- External voltage
- External-voltage resistance: 80 V AC / DC

Technical data

Housing specification	
Display	
Testable cable length, max.	
Supply	
Type of connection	
Remote box dimensions	
Remote box weight	
Depth / Width / Height	mm
Weight	
Note	

LED	
1000	
9V battery	
RJ45, USB A, USB B	
65 x 28 x 27 mm	
30 g	
65 / 135 / 27	
174 g	
Note	

digital	
9V battery	
/ 70 / 36	
185 g	
Note	

Ordering data

Version
Note

Type	Qty.	Order No.
LAN USB TESTER	1	9205400000
Battery, accessories and bag included in delivery		

Type	Qty.	Order No.
IE-CT	1	8808420000
Further test boxes on request Battery included		

Non-contact magnetic field and voltage tester

Non-contact voltage testers

VT CL

Non-contact voltage tester



- Overvoltage category CAT IV 1000V
- Visible and acoustic voltage display
- Water-resistant and robust housing

VT LCL

Non-contact voltage tester



- Overvoltage category CAT IV 1000V
- Visible and acoustic voltage display
- Integrated flashlight
- Two selectable voltage levels / sensitivity ranges
- Including battery monitoring

H

Technical data

Housing specification
Nominal voltage
Display
Protection degree
Measuring range category
Battery type
Approvals
Weight
Note

VT CL
90 V AC...1000 V AC
Visual & acoustic
IP65
CAT IV 1000 V
1.5 V type AAA battery
DIN EN 61010-1, DIN EN 61326
60 g
Note

VT LCL
12 V AC...1000 V AC
Visual & acoustic
IP65
CAT IV 1000 V
1.5 V type AAA battery
DIN EN 61010-1, DIN EN 61326
60 g
Note

Ordering data

Version
Note

Type	Qty.	Order No.
VT CL	1	2436660000
Type	Qty.	Order No.

Type	Qty.	Order No.
VT LCL	1	2436670000
Type	Qty.	Order No.

Accessories

Note

Type	Qty.	Order No.
BATTERIE 1,5V MICRO	2	9201310000
Type	Qty.	Order No.

Type	Qty.	Order No.
BATTERIE 1,5V MICRO	2	9201310000
Type	Qty.	Order No.

Continuity testers and non-contact magnetic field testers

VT M

Non-contact magnetic field tester



- Integrated flashlight
- Magnetic field displayed with a red LED
- Water-resistant and robust housing
- Including battery monitoring

VT CTL

Continuity tester



- Flashlight function with continuous light
- Visual and acoustic feed-through
- Resistant to interference voltage

Technical data

Housing specification
Display
Protection degree
Battery type
Approvals
Weight
Note

VT M
Visual & acoustic
IP65
1.5 V type AAA battery
DIN EN 61010-1, DIN EN 61326
60 g
Note

VT CTL
Visual & acoustic
IP44
1.5 V type AAA battery
DIN EN 61010-1
140 g
Note

Ordering data

Version
Note

Type	Qty.	Order No.
VT M	1	2436680000
Note		

Type	Qty.	Order No.
VT CTL	1	2436690000
Note		

Accessories

Note

Type	Qty.	Order No.
BATTERIE 1,5V MICRO	2	9201310000
Note		

Type	Qty.	Order No.
BATTERIE 1,5V MICRO	2	9201310000
Note		

Tool sets

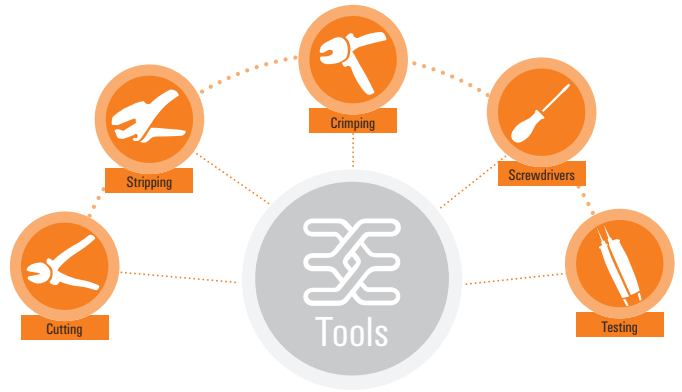
Tool sets	Introduction	1.2
	Tool chest	1.4
	Tool case	1.12
	Crimp sets and accessories	1.31
	Inserts	1.37
	Assortment boxes and cases	1.39

Reach it – don't search for it

Working with our tool, that's the new rule.

Tool sets for cutting, stripping, and crimping wire-end ferrules to master every challenge

When you have countless challenges to master every day, every grip has to be right. With our tool sets, you are always perfectly organised. You immediately have the right tool at hand, shorten your preparation time and can do your work much more effectively. This saves a lot of time, money, and nerves. Benefit from the high quality, durability and functionality of our tools. No matter whether you are cutting, stripping, crimping or performing other everyday challenges.



Our easy to handle tool sets

Our tool bags are available in two different sizes and with various equipment. The P Bag has the size 260x170x50 mm while the P Bag XL is larger with the dimensions 320x220x50 mm. Both cases are reinforced and are fitted with a robust zip.



Our comprehensive tool case

Both tool cases offer large storage room with enough space for further components and tools. The Pro Case is a soft case with an adjustable carry strap. It features an inside pocket for documents as well as various rubber brackets for separate tools. The two side pockets can be opened and offer a variety of brackets for stowing different tools. In addition, there are small velcro fastened pockets to offer simple storage.

The lockable hard sided suitcase, Top Case, is constructed from robust polypropylene with wheels as well as a sturdy and ergonomic two-component carry strap. The case is shock-resistant even under temperature fluctuations. The two suitcase shells are connected with hinges and meshed with an aluminium frame. The case provides additional space for stowing different tools. If the space should prove insufficient, each tool panel can be removed to increase the storage potential. Furthermore different separators in the bottom area ensure order and clarity.




Organisation and efficiency in the workplace

The Weidmüller tool chest with interchangeable tool inserts

Wiring a cabinet is a time consuming process, but a very important one. With the Weidmüller tool chest, tools and working materials can be organised optimally for quick and efficient access at any time. This saves time and reduces costs.

The Weidmüller tool chest combines the best quality with intelligent features, that incorporate foam inlays that are perfectly tailored to the drawers. Thanks to their three-part

division, individual drawer layouts fit together so that tools are sorted according to their application. A label next to each tool cavity indicates which tool belongs in the space, this allows quick identification should a tool be missing. The incorporated QR-code links directly to relevant information for the tool including helpful application videos found in the online catalogue.



Simple Expansion

Perforated side walls and an optional rear panel allow expansion of the storage possibilities thanks to standard accessories.

Great flexibility

The three-part foam inserts enable application specific drawer layouts. The moulds of the tool inserts have a universal design making them suitable for different tools.

Distinct labelling

Easy to read labels show the name and article number of the tool whilst indicating the correct cavity. A QR-code links to further information about the tool in the online catalogue.

Your special advantages

- Three-part foam inserts with universal tool cavities for maximal flexibility
- Labelling fields with QR-codes for quick identification of missing tools
- standard accessories allow easy expansion



TOOL CHEST SET



Assembly

Description of article	Type	Qty.
Tool chest empty	TOOL CHEST	1
Foam inlay universal big	TC INL BIG 1	1
Foam inlay 16 mm ² + CST	TC INL THIRD 1	1
Foam inlay pliers	TC INL THIRD 2	1
Foam inlay 50 mm ²	TC INL THIRD 3	1
Foam inlay screwdrivers	TC INL THIRD 4	1
Foam inlay wrenches	TC INL THIRD 5	1
Foam inlay socket set	TC INL THIRD 6	1
Foam inlay tester	TC INL THIRD 7	1
Foam inlay multimeter	TC INL THIRD 8	1
Foam inlay clamp meter	TC INL THIRD 9	1

Technical data

Depth / Width / Height	525 / 894 / 928 mm
Weight	85500 GRM

Ordering data

Type	Qty.	Order No.
TOOL CHEST SET	1	2709760000
TOOL CHEST	1	2683640000

TC INL BIG 1



Assembly

Description of article	Type	Qty.
Folding Ruler	FOLDING RULER	1
Combined cutting/screwing tool	SWIFTY SET	1
VDE-insulated long-nose pliers with cutter, 200 mm long	FRZ S 200	1
Cutting tool for up to 8 mm outside diameter	KT 8	1
Stripping tool for up to 10 mm ²	STRIPAX	1
Crimping tool	PZ 6 ROTO L	1
Crimping tool for insulated connectors, 0.5-6 mm ²	CTI 6	1
Elektronic diagonal-cutting pliers	SUPER CUT	1
Sheathing strippers	AM 16	1
Tape measure	FLEXIMET 5 M	1
Lock-blade knife with plastic handle	SLICER 1K	1
Mains-operated torque screwdriver with 1/4" drive	DMS PRO	1
Battery for DMS PRO	AKKU DMS PRO	1
Angled slotted screwdriver, 0.6 x 3.0	SD TO 0,6X3,0	1
Bit with slotted blade 0.4 x 2.5 x 70	BIT E6,3 0,4X2,5X70	5
Bit with slotted blade 0.4 x 2.5 x 70	BIT E6,3 0,6X3,5X70	5
Bit with slotted blade 0.4 x 2.5 x 70	BIT E6,3 1,0X5,5X70	5
Bit with crosshead, Pozidrive size 1	BIT E6,3 PZ1X70	5
Bit with crosshead, Pozidrive size 2	BIT E6,3 PZ2X70	5
Bit with T15	BIT E6,3 T15 X 70	5
Bit with T20	BIT E6,3 T20 X 70	5
Bit with T40	BIT E6,3 T40 X 70	5

Technical data

Depth / Width / Height	447 / 600 / 50 mm
Weight	3878 GRM

Ordering data

Type	Qty.	Order No.
TC INL BIG 1	1	2683720000
TC INL BIG 1 EMPTY	1	2683730000

TC INL THIRD 1



Assembly

Description of article	Type	Qty.
Stripping tool for up to 16 mm ²	STRIPAX 16	1
Crimping tool	PZ 16	1
Stripping Tool	CST	1
Cutting tool for up to 8 mm outside diameter	KT 8	1
Cutter cassette for CST, 3-part, length 7.5mm, 3.5mm	MEKA BR CST	1
Cutter cassette for CST, 2-part, length 6.0mm	MEKA RT CST	1
Cutter cassette for CST, 2-part, length 6.5mm	MEKA BL CST	1


Technical data

Depth / Width / Height	447 / 200 / 50 mm
Weight	384.4 GRM

Ordering data

Type	Qty.	Order No.
TC INL THIRD 1	1	2683740000
TC INL THIRD 1 EMPTY	1	2683750000

TC INL THIRD 2



Assembly

Description of article	Type	Qty.
VDE-insulated combination pliers, 180 mm long	KBZ 180	1
VDE-insulated heavy-duty diagonal-cutting pliers, 160 mm long	SE HD 160	1
VDE-insulated long-nose pliers with cutter, 160 mm long	FRZ S 160	1
Screwing tool	SK WSD-S 1,5-10,0	1

Technical data

Depth / Width / Height	447 / 200 / 50 mm
Weight	262.6 GRM

Ordering data

Type	Qty.	Order No.
TC INL THIRD 2	1	2683760000
TC INL THIRD 2 EMPTY	1	2683770000

TC INL THIRD 3



Assembly

Description of article	Type	Qty.
Cutting tool for up to 22 mm outside diameter	KT 22	1
Crimping tool	PZ 50	1
Sheathing strippers	AM 25	1
Sheathing stripper for up to 35mm outer diameter	AM 35	1


Technical data

Depth / Width / Height	447 / 200 / 50 mm
Weight	1729 GRM

Ordering data

Type	Qty.	Order No.
TC INL THIRD 3	1	2683780000
TC INL THIRD 3 EMPTY	1	2683790000

TC INL THIRD 4



Assembly

Description of article	Type	Qty.
VDE-insulated torque screwdriver, 0.5-1.7 Nm	DMSI MANUELL 0,5-1,7	1
VDE-insulated interchangeable bit for slotted screws, size 0.4 x 2.5	WB SI SL 0.4X2.5	1
VDE-insulated interchangeable bit for slotted screws, size 0.5 x 3	WB SI SL 0.5X3.0	1
VDE-insulated interchangeable bit for slotted screws size 0.6 x 3.5	WB SI SL 0.6X3.5	1
VDE-insulated interchangeable bit for slotted screws, size 0.8 x 4	WB SI SL 0,8X4,0	1
VDE-insulated interchangeable bit for slotted screws, size 1 x 5.5	WB SI SL 1,0X5,5	1
VDE insulated interchangeable bit for crosshead screws, Pozidrive, size 1	WB IK SL PZ1	1
VDE insulated interchangeable bit for crosshead screws, Pozidrive, size 2	WB IK SL PZ2	1
VDE insulated interchangeable blade for hexagonal head screws	WB I SK 2.5	1
VDE insulated interchangeable blade for hexagonal head screws	WB I SK 3	1
VDE insulated interchangeable blade for hexagonal head screws	WB I SK 4	1
VDE insulated interchangeable blade for hexagonal head screws	WB I SK 5	1
VDE insulated interchangeable bit for crosshead screws, Phillips head, size 1	WB IK SL PH1	1
VDE insulated interchangeable bit for crosshead screws, Phillips head, size 2	WB IK SL PH2	1
VDE insulated interchangeable blade for Torx screws	WB I T10	1
VDE insulated interchangeable blade for Torx screws	WB I T15	1
VDE insulated interchangeable blade for Torx screws	WB I T20	1
VDE insulated interchangeable blade for square head screws	WB I VK 1	1
VDE insulated interchangeable blade for square head screws	WB I VK 2	1
VDE-insulated Slotted and crosshead PH-SD screwdriver set, SlimLine	SDI SET SLIM S3.5-6.5/PH1/2	1


Technical data

Depth / Width / Height	447 / 200 / 50 mm
Weight	1002.2 GRM

Ordering data

Type	Qty.	Order No.
TC INL THIRD 4	1	2683800000
TC INL THIRD 4 EMPTY	1	2683810000

TC INL THIRD 5



Assembly

Description of article	Type	Qty.
Ring spanner set	PACK HEXA 8-13	1
Wrench Set	WRENCH SET	1

TC INL THIRD 6



Assembly

Description of article	Type	Qty.
Screwed gland tool	SCREWTY SET	1
Cable gland tool, 11-24 AF	FLECAFIX 11/24	1
Cable gland tool, 24-36 AF	FLECAFIX 24/36	1
Socket Set	SOCKET SET	1

Technical data

Depth / Width / Height	447 / 200 / 50 mm
Weight	1834 GRM

Ordering data

Type	Qty.	Order No.
TC INL THIRD 5	1	2683820000
TC INL THIRD 5 EMPTY	1	2683830000


Technical data

Depth / Width / Height	447 / 200 / 50 mm
Weight	1259 GRM

Ordering data

Type	Qty.	Order No.
TC INL THIRD 6	1	2683840000
TC INL THIRD 6 EMPTY	1	2683850000

TC INL THIRD 7



Assembly

Description of article	Type	Qty.
Non-contact magnetic field tester	VT M	1
Non-contact voltage tester	VT LCL	1
Voltage tester up to 1000 V / 100 Hz LCD	VT DIGI PRO	1

Technical data

Depth / Width / Height	447 / 200 / 50 mm
Weight	262.6 GRM

Ordering data

Type	Qty.	Order No.
TC INL THIRD 7	1	2683860000
TC INL THIRD 7 EMPTY	1	2683870000

TC INL THIRD 8



Assembly

Description of article	Type	Qty.
Measurement device set V, A, Ω, F, Hz, °C, °F	TEMPHASER	1

Technical data

Depth / Width / Height	447 / 200 / 50 mm
Weight	262.6 GRM

Ordering data

Type	Qty.	Order No.
TC INL THIRD 8	1	2683880000
TC INL THIRD 8 EMPTY	1	2683890000

TC INL THIRD 9



Assembly

Description of article	Type	Qty.
Digital clamp-on measuring device	MULTIMETER C 2608	1

Technical data


Depth / Width / Height	447 / 200 / 50 mm
Weight	970.4 GRM

Ordering data

Type	Qty.	Order No.
TC INL THIRD 9	1	2683900000
TC INL THIRD 9 EMPTY	1	2683910000

Weidmüller tool chest accessories


Additional equipment for individual applications



Perforated wall
Optional perforated rear wall made of sheet steel with square perforation 10 x 10 mm. Outside dimensions 640 x 660 mm.



Container strip
Additional container strip made of sheet steel with safety angle and a capacity of up to 15 kg. For mounting onto perforated wall.



Side shelf
Provides additional working space of 380 x 310 mm incl. non slip mat.



Paper roll holder
The paper roll holder offers space for roles with diameter of 400 mm and a length of 360 mm.



Spray can holder
The optional spray can holder has a height of 70 mm and a width of 380 mm.



Waste bin
An additional waste bin allows cleanliness at your workplace with a 14 liter capacity.



TFT-monitor holder
To include flat screens with VESA-base plate. 75 x 75 mm or 100 x 100 mm perforations. The holder allows a stepless inclination of the monitor. For mounting onto container strip.



2683960000



2683950000



2683940000

Foam inserts free cavity
If, in addition to Weidmüller tools, other objects and small parts need to be stored in a non-slip and tidy manner, the Weidmüller foam inserts with 1, 2 or 3 free spaces are the ideal addition. With the same dimensions as the other inserts, they fit perfect into the overall picture.

Accessories tool chest

Type	Description of article	Qty.	Order No.
TC LORW	Perforated wall	1	2683650000
TC BHLE	Container strip	1	2683660000
TC ZUAL	Side shelf	1	2683670000
TC PRHA	Paper roll holder	1	2683680000
TC SDHA	Spray can holder	1	2683690000
TC ABFBH	Waste bin	1	2683700000
TC TFTHA	TFT-monitor holder	1	2683710000
TC INL THIRD EMPTY 1 FIELD	Foam insert 1 field	1	2683940000
TC INL THIRD EMPTY 2 FIELDS	Foam insert 2 fields	1	2683950000
TC INL THIRD EMPTY 3 FIELDS	Foam insert 3 fields	1	2683960000

Tool case

PRO CASE STARTER



Assembly

Description of article	Type	Qty.
Toolbox, empty	PRO CASE LEER	1
Stripping tool for up to 10 mm ²	STRIPAX	1
VDE-insulated combination pliers, 180 mm long	KBZ 180	1
Cutting tool for up to 8 mm outside diameter	KT 8	1
VDE-insulated long-nose pliers with cutter, 160 mm long	FRZ S 160	1
VDE-insulated diagonal-cutting pliers, 180 mm long	SE HD 180	1
Junction box sheathing stripper with indiv. core stripping unit and longitudinal cutter	STRIPPER ROUND TOP	1
Screwing tool	SK WSD-S 1,5-10,0	1
Non-contact voltage tester	VT LCL	1
Voltage tester up to 690 V / 100 Hz LED	VT MASTER	1
Folding Ruler	FOLDING RULER	1
Screwdriver VDE SET + Volttester	SDI SET S2.5-5.5/PH1/2 VOLT	1
Lock-blade knife with plastic handle	SLICER 1K	1
Spirit Level	SPIRIT LEVEL	1

Technical data

Depth / Width / Height	170 / 480 / 400 mm
Weight	5674 GRM

Ordering data

Type	Qty.	Order No.
PRO CASE STARTER	1	2903550000

TOP CASE STARTER



Assembly

Description of article	Type	Qty.
Toolbox, empty	TOP CASE	1
Stripping tool for up to 10 mm ²	STRIPAX	1
VDE-insulated combination pliers, 180 mm long	KBZ 180	1
Cutting tool for up to 8 mm outside diameter	KT 8	1
VDE-insulated long-nose pliers with cutter, 160 mm long	FRZ S 160	1
VDE-insulated diagonal-cutting pliers, 180 mm long	SE HD 180	1
Junction box sheathing stripper with indiv. core stripping unit and longitudinal cutter	STRIPPER ROUND TOP	1
Screwing tool	SK WSD-S 1,5-10,0	1
Non-contact voltage tester	VT LCL	1
Voltage tester up to 690 V / 100 Hz LED	VT MASTER	1
Folding Ruler	FOLDING RULER	1
Screwdriver VDE SET + Volttester	SDI SET S2.5-5.5/PH1/2 VOLT	1
Lock-blade knife with plastic handle	SLICER 1K	1
Spirit Level	SPIRIT LEVEL	1

Technical data

Depth / Width / Height	352 / 465 / 255 mm
Weight	9174 GRM

Ordering data

Type	Qty.	Order No.
TOP CASE STARTER	1	2903540000

PRO CASE PLUS



Assembly

Description of article	Type	Qty.
Toolbox, empty	PRO CASE LEER	1
Stripping tool for up to 10 mm ²	STRIPAX	1
VDE-insulated combination pliers, 180 mm long	KBZ 180	1
Cutting tool for up to 8 mm outside diameter	KT 8	1
VDE-insulated long-nose pliers with cutter, 160 mm long	FRZ S 160	1
VDE-insulated diagonal-cutting pliers, 180 mm long	SE HD 180	1
Junction box sheathing stripper with indiv. core stripping unit and longitudinal cutter	STRIPPER ROUND TOP	1
Screwing tool	SK WSD-S 1,5-10,0	1
Non-contact voltage tester	VT LCL	1
Voltage tester up to 690 V / 100 Hz LED	VT COMBI PRO	1
Folding Ruler	FOLDING RULER	1
Screwdriver VDE SET + Volttester	SDI SET S2.5-5.5/PH1/2 VOLT	1
Lock-blade knife with plastic handle	SLICER 1K	1
Spirit Level	SPIRIT LEVEL	1
Sheathing strippers	AM 25	1
Water Pump Pliers	WPZ 250	1
Continuity testers	VT CTL	1
Universal electrical cabinet key	CROSS-KEY UNIVERSAL	1
Crimping tool	PZ 10 HEX	1
Hammer	HAMMER	1
Hacksaw	PUK HACKSAW	1

Technical data

Depth / Width / Height	170 / 480 / 400 mm
Weight	7465 GRM

Ordering data

Type	Qty.	Order No.
PRO CASE PLUS	1	2903570000

TOP CASE PLUS



Assembly

Description of article	Type	Qty.
Toolbox, empty	TOP CASE	1
Stripping tool for up to 10 mm ²	STRIPAX	1
VDE-insulated combination pliers, 180 mm long	KBZ 180	1
Cutting tool for up to 8 mm outside diameter	KT 8	1
VDE-insulated long-nose pliers with cutter, 160 mm long	FRZ S 160	1
VDE-insulated diagonal-cutting pliers, 180 mm long	SE HD 180	1
Junction box sheathing stripper with indiv. core stripping unit and longitudinal cutter	STRIPPER ROUND TOP	1
Screwing tool	SK WSD-S 1,5-10,0	1
Non-contact voltage tester	VT LCL	1
Voltage tester up to 690 V / 100 Hz LED	VT COMBI PRO	1
Folding Ruler	FOLDING RULER	1
Screwdriver VDE SET + Volttester	SDI SET S2.5-5.5/PH1/2 VOLT	1
Lock-blade knife with plastic handle	SLICER 1K	1
Spirit Level	SPIRIT LEVEL	1
Sheathing strippers	AM 25	1
Water Pump Pliers	WPZ 250	1
Continuity testers	VT CTL	1
Universal electrical cabinet key	CROSS-KEY UNIVERSAL	1
Crimping tool	PZ 10 HEX	1
Hammer	HAMMER	1
Hacksaw	PUK HACKSAW	1

Technical data

Depth / Width / Height	352 / 465 / 255 mm
Weight	10965 GRM

Ordering data

Type	Qty.	Order No.
TOP CASE PLUS	1	2903560000

PRO CASE ULTIMATE



Assembly

Description of article	Type	Qty.
Toolbox, empty	PRO CASE LEER	1
Stripping tool for up to 10 mm ²	STRIPAX	1
VDE-insulated combination pliers, 180 mm long	KBZ 180	1
Cutting tool for up to 8 mm outside diameter	KT 8	1
VDE-insulated long-nose pliers with cutter, 160 mm long	FRZ S 160	1
VDE-insulated diagonal-cutting pliers, 180 mm long	SE HD 180	1
Junction box sheathing stripper with indiv. core stripping unit and longitudinal cutter	STRIPPER ROUND TOP	1
Screwing tool	SK WSD-S 1,5-10,0	1
Non-contact voltage tester	VT LCL	1
Voltage tester up to 1000 V / 100 Hz LCD	VT DIGI PRO	1
Folding Ruler	FOLDING RULER	1
VDE-insulated Slotted and crosshead PH-SD screwdriver set, SlimLine	SDI SET SLIM S3.5-6.5/PH1/2	1
Lock-blade knife with plastic handle	SLICER 1K	1
Sheathing strippers	AM 25	1
Water Pump Pliers	WPZ 250	1
Continuity testers	VT CTL	1
Universal electrical cabinet key	CROSS-KEY UNIVERSAL	1
Crimping tool	PZ 10 HEX	1
Screwdriver Voltagetester	SD ELEC PRO	1
Tape measure	FLEXIMET 5 M	1
Wire-end ferrule box	H-BOX 0,5-2,5QMM DIN	1
Stripping tool for up to 16 mm ²	STRIPAX 16	1
Sheathing stripper for UTP and STP data cables	AM 12	1
Crimping tool	PZ 16	1
Screwdriver set	SD SET T10/15/20/25/30/40 TR	1
Screwing tool	BIT-BOX 11	1
Screwdriver Bitholder	SD BITHOLDER 1/4	1
Spirit Level	SPIRIT LEVEL	1
Hacksaw	PUK HACKSAW	1

Technical data

Depth / Width / Height	170 / 480 / 400 mm
Weight	9102 GRM

Ordering data

Type	Qty.	Order No.
PRO CASE ULTIMATE	1	2903590000

TOP CASE ULTIMATE



Assembly

Description of article	Type	Qty.
Toolbox, empty	TOP CASE	1
Stripping tool for up to 10 mm ²	STRIPAX	1
VDE-insulated combination pliers, 180 mm long	KBZ 180	1
Cutting tool for up to 8 mm outside diameter	KT 8	1
VDE-insulated long-nose pliers with cutter, 160 mm long	FRZ S 160	1
VDE-insulated diagonal-cutting pliers, 180 mm long	SE HD 180	1
Junction box sheathing stripper with indiv. core stripping unit and longitudinal cutter	STRIPPER ROUND TOP	1
Screwing tool	SK WSD-S 1,5-10,0	1
Non-contact voltage tester	VT LCL	1
Voltage tester up to 690 V / 100 Hz LED	VT MASTER	1
Folding Ruler	FOLDING RULER	1
Screwdriver VDE SET + Volttester	SDI SET S2.5-5.5/PH1/2 VOLT	1
Lock-blade knife with plastic handle	SLICER 1K	1
Sheathing strippers	AM 25	1
Water Pump Pliers	WPZ 250	1
Continuity testers	VT CTL	1
Universal electrical cabinet key	CROSS-KEY UNIVERSAL	1
Crimping tool	PZ 10 HEX	1
Screwdriver Voltagetester	SD ELEC PRO	1
Tape measure	FLEXIMET 5 M	1
Wire-end ferrule box	H-BOX 0,5-2,5QMM DIN	1
Stripping tool for up to 16 mm ²	STRIPAX 16	1
Sheathing stripper for UTP and STP data cables	AM 12	1
Crimping tool	PZ 16	1
Screwdriver set	SD SET T10/15/20/25/30/40 TR	1
Screwing tool	BIT-BOX 11	1
Screwdriver Bitholder	SD BITHOLDER 1/4	1
Spirit Level	SPIRIT LEVEL	1
Hacksaw	PUK HACKSAW	1

Technical data

Depth / Width / Height	352 / 465 / 255 mm
Weight	12602 GRM

Ordering data

Type	Qty.	Order No.
TOP CASE ULTIMATE	1	2903580000

PRO CASE ULTIMATE PLUS



Assembly

Description of article	Type	Qty.
Toolbox, empty	PRO CASE LEER	1
Stripping tool for up to 10 mm ²	STRIPAX	1
Cutting tool for up to 8 mm outside diameter	KT 8	1
VDE-insulated combination pliers, 180 mm long	KBZ 180	1
VDE-insulated long-nose pliers with cutter, 160 mm long	FRZ S 160	1
VDE-insulated diagonal-cutting pliers, 180 mm long	SE HD 180	1
Junction box sheathing stripper with indiv. core stripping unit and longitudinal cutter	STRIPPER ROUND TOP	1
Screwing tool	SK WSD-S 1,5-10,0	1
Non-contact voltage tester	VT LCL	1
Voltage tester up to 1000 V / 100 Hz LCD	VT DIGI PRO	1
Folding Ruler	FOLDING RULER	1
VDE-insulated Slotted and crosshead PH-SD screwdriver set, SlimLine	SDI SET SLIM S3.5-6.5/PH1/2	1
Lock-blade knife with plastic handle	SLICER 1K	1
Spirit Level	SPIRIT LEVEL	1
Sheathing strippers	AM 25	1
Hammer	HAMMER	1
Water Pump Pliers	WPZ 250	1
Hacksaw	PUK HACKSAW	1
Continuity testers	VT CTL	1
Universal electrical cabinet key	CROSS-KEY UNIVERSAL	1
Crimping tool	PZ 10 HEX	1
Screwdriver Voltagetester	SD ELEC PRO	1
Tape measure	FLEXIMET 5 M	1
Wire-end ferrule box	H-BOX 0,5-2,5QMM DIN	1
Stripping tool for up to 16 mm ²	STRIPAX 16	1
Sheathing stripper for UTP and STP data cables	AM 12	1
Crimping tool	PZ 16	1
Screwdriver set	SD SET T10/15/20/25/30/40 TR	1
Screwing tool	BIT-BOX 11	1

Technical data

Depth / Width / Height	170 / 480 / 400 mm
Weight	10274 GRM

Ordering data

Type	Qty.	Order No.
PRO CASE ULTIMATE PLUS	1	2903610000

TOP CASE ULTIMATE PLUS



Assembly

Description of article	Type	Qty.
Toolbox, empty	TOP CASE	1
Stripping tool for up to 10 mm ²	STRIPAX	1
Cutting tool for up to 8 mm outside diameter	KT 8	1
VDE-insulated combination pliers, 180 mm long	KBZ 180	1
VDE-insulated long-nose pliers with cutter, 160 mm long	FRZ S 160	1
VDE-insulated diagonal-cutting pliers, 180 mm long	SE HD 180	1
Junction box sheathing stripper with indiv. core stripping unit and longitudinal cutter	STRIPPER ROUND TOP	1
Screwing tool	SK WSD-S 1,5-10,0	1
Non-contact voltage tester	VT LCL	1
Voltage tester up to 1000 V / 100 Hz LCD	VT DIGI PRO	1
Folding Ruler	FOLDING RULER	1
VDE-insulated Slotted and crosshead PH-SD screwdriver set, SlimLine	SDI SET SLIM S3.5-6.5/PH1/2	1
Lock-blade knife with plastic handle	SLICER 1K	1
Spirit Level	SPIRIT LEVEL	1
Sheathing strippers	AM 25	1
Hammer	HAMMER	1
Water Pump Pliers	WPZ 250	1
Hacksaw	PUK HACKSAW	1
Continuity testers	VT CTL	1
Universal electrical cabinet key	CROSS-KEY UNIVERSAL	1
Crimping tool	PZ 10 HEX	1
Screwdriver Voltagetester	SD ELEC PRO	1
Tape measure	FLEXIMET 5 M	1
Wire-end ferrule box	H-BOX 0,5-2,5QMM DIN	1
Stripping tool for up to 16 mm ²	STRIPAX 16	1
Sheathing stripper for UTP and STP data cables	AM 12	1
Crimping tool	PZ 16	1
Screwdriver set	SD SET T10/15/20/25/30/40 TR	1
Screwing tool	BIT-BOX 11	1

Technical data

Depth / Width / Height	352 / 465 / 255 mm
Weight	13774 GRM

Ordering data

Type	Qty.	Order No.
TOP CASE ULTIMATE PLUS	1	2903600000

Tool case

Pro Case Premium



Assembly

Description of article	Type	Qty.
Toolbox, empty	PRO CASE LEER	1
Sheathing strippers	AM 25	1
Cutting tool for up to 8 mm outside diameter	KT 8	1
Stripping tool for up to 10 mm ²	STRIPAX	1
Crimping tool	PZ 6 ROTO L	1
Wire-end ferrule box	H-BOX 0,5-2,5QMM DIN	1
Sheathing stripper for UTP and STP data cables	AM 12	1
Voltage tester up to 1000 V / 100 Hz LCD	VT DIGI PRO	1
Voltage tester up to 690 V / 100 Hz LED	VT COMBI PRO	1
Junction box sheathing stripper with indiv. core stripping unit and longitudinal cutter	STRIPPER ROUND TOP	1
VDE-insulated long-nose pliers with cutter, 160 mm long	FRZ S 160	1
VDE-insulated diagonal-cutting pliers, 180 mm long	SE HD 180	1
VDE-insulated combination pliers, 180 mm long	KBZ 180	1
VDE-insulated round-nose pliers with long jaws	RZ 160	1
VDE-insulated wire-stripping pliers for conductors up to 5mm diameter	AIZ 160	1
Universal electrical cabinet key	CROSS-KEY UNIVERSAL	1
Combined cutting/screwing tool	SWIFTY SET	1
Screwing tool	SK WSD-S 1,5-10,0	1
Allen key with ball head	SKS 2,0-8,0 MR	1
Torque screwdriver, from 0.5-1.7 Nm	DMS MANUELL 0,5-1,7	1
VDE-insulated Slotted and crosshead PH-SD screwdriver set, SlimLine	SDI SET SLIM S3.5-6.5/PH1/2	1
Slotted and crosshead PH screwdriver set	SD SET S2.5-5.5/PH1/2	1
Screwing tool	BIT-BOX 11	1

Technical data

Depth / Width / Height	170 / 480 / 400 mm
Weight	8179 GRM

Ordering data

Type	Qty.	Order No.
PRO CASE PREMIUM	1	9202460000
PRO CASE LEER	1	9202470000

Top Case Premium



Assembly

Description of article	Type	Qty.
Toolbox, empty	TOP CASE	1
Cutting tool for up to 8 mm outside diameter	KT 8	1
Sheathing strippers	AM 25	1
Sheathing strippers	AM 16	1
Sheathing stripper for UTP and STP data cables	AM 12	1
Stripping tool for up to 10 mm ²	STRIPAX	1
Crimping tool	PZ 6 ROTO L	1
Wire-end ferrule box	H-BOX 0,5-2,5QMM DIN	1
Voltage tester up to 1000 V / 100 Hz LCD	VT DIGI PRO	1
Voltage tester up to 690 V / 100 Hz LED	VT COMBI PRO	1
Junction box sheathing stripper with indiv. core stripping unit and longitudinal cutter	STRIPPER ROUND TOP	1
VDE-insulated long-nose pliers with cutter, 160 mm long	FRZ S 160	1
VDE-insulated diagonal-cutting pliers, 180 mm long	SE HD 180	1
VDE-insulated combination pliers, 180 mm long	KBZ 180	1
VDE-insulated round-nose pliers with long jaws	RZ 160	1
Universal electrical cabinet key	CROSS-KEY UNIVERSAL	1
Combined cutting/screwing tool	SWIFTY SET	1
Screwing tool	SK WSD-S 1,5-10,0	1
Allen key with ball head	SKS 2,0-8,0 MR	1
Screwing tool	BIT-BOX 11	1
Slotted and crosshead PH screwdriver set	SD SET S2.5-5.5/PH1/2	1
VDE-insulated Slotted and crosshead PH-SD screwdriver set, SlimLine	SDI SET SLIM S3.5-6.5/PH1/2	1
Torque screwdriver, from 0.5-1.7 Nm	DMS MANUELL 0,5-1,7	1

Technical data

Depth / Width / Height	352 / 465 / 255 mm
Weight	11290 GRM

Ordering data

Type	Qty.	Order No.
TOP CASE PREMIUM	1	1345320000
TOP CASE	1	1345330000

Pro Case Insta



Assembly

Description of article	Type	Qty.
Toolbox, empty	PRO CASE LEER	1
Sheathing strippers	AM 25	1
Cutting tool for up to 8 mm outside diameter	KT 8	1
Stripping tool for up to 10 mm ²	STRIPAX	1
Crimping tool	PZ 6 ROTO L	1
Wire-end ferrule box	H-BOX 0,5-2,5QMM DIN	1
Sheathing stripper for UTP and STP data cables	AM 12	1
Voltage tester up to 690 V / 100 Hz LED	VT COMBI PRO	1
Junction box sheathing stripper with indiv. core stripping unit and longitudinal cutter	STRIPPER ROUND TOP	1
VDE-insulated long-nose pliers with cutter, 160 mm long	FRZ S 160	1
VDE-insulated diagonal-cutting pliers, 180 mm long	SE HD 180	1
VDE-insulated combination pliers, 180 mm long	KBZ 180	1
Universal electrical cabinet key	CROSS-KEY UNIVERSAL	1
Screwing tool	SK WSD-S 1,5-10,0	1
Allen key with ball head	SKS 2,0-8,0 MR	1
Ring spanner set	PACK HEXA 8-13	1
VDE-insulated Slotted and crosshead PH-SD screwdriver set, SlimLine	SDI SET SLIM S3.5-6.5/PH1/2	1
Tape measure	FLEXIMET 5 M	1

Technical data

Depth / Width / Height	170 / 480 / 400 mm
Weight	7079 GRM

Ordering data

Type	Qty.	Order No.
PRO CASE INSTA	1	9203160000
PRO CASE LEER	1	9202470000

Top Case Insta



Assembly

Description of article	Type	Qty.
Sheathing strippers	AM 25	1
Cutting tool for up to 8 mm outside diameter	KT 8	1
Stripping tool for up to 10 mm ²	STRIPAX	1
Crimping tool	PZ 6 ROTO L	1
Wire-end ferrule box	H-BOX 0,5-2,5QMM DIN	1
Sheathing stripper for UTP and STP data cables	AM 12	1
Voltage tester up to 690 V / 100 Hz LED	VT COMBI PRO	1
Tape measure	FLEXIMET 5 M	1
Toolbox, empty	TOP CASE	1
Junction box sheathing stripper with indiv. core stripping unit and longitudinal cutter	STRIPPER ROUND TOP	1
VDE-insulated long-nose pliers with cutter, 160 mm long	FRZ S 160	1
VDE-insulated diagonal-cutting pliers, 180 mm long	SE HD 180	1
VDE-insulated combination pliers, 180 mm long	KBZ 180	1
Universal electrical cabinet key	CROSS-KEY UNIVERSAL	1
Screwing tool	SK WSD-S 1,5-10,0	1
Allen key with ball head	SKS 2,0-8,0 MR	1
Ring spanner set	PACK HEXA 8-13	1
VDE-insulated Slotted and crosshead PH-SD screwdriver set, SlimLine	SDI SET SLIM S3.5-6.5/PH1/2	1

Technical data

Depth / Width / Height	352 / 465 / 255 mm
Weight	10800 GRM

Ordering data

Type	Qty.	Order No.
TOP CASE INSTA	1	1345310000
TOP CASE	1	1345330000

Tool case

Pro Case 16



Assembly

Description of article	Type	Qty.
Toolbox, empty	PRO CASE LEER	1
Cutting tool for up to 8 mm outside diameter	KT 8	1
VDE-insulated combination pliers, 180 mm long	KBZ 180	1
VDE-insulated diagonal-cutting pliers, 180 mm long	SE HD 180	1
VDE-insulated long-nose pliers with cutter, 160 mm long	FRZ S 160	1
Stripping tool for up to 10 mm ²	STRIPAX	1
Stripping tool for up to 16 mm ²	STRIPAX 16	1
Sheathing strippers	AM 16	1
Crimping tool	PZ 6 ROTO L	1
Crimping tool	PZ 16	1
VDE-insulated Slotted and crosshead PH-SD screwdriver set, SlimLine	SDI SET SLIM S3.5-6.5/PH1/2	1
Voltage tester up to 1000 V / 100 Hz LCD	VT DIGI PRO	1
Non-contact voltage tester	VT LCL	1
Continuity testers	VT CTL	1
Wire-end ferrule box	H-BOX 0,5-2,5QMM DIN	1
Wire-end ferrule	H-BOX 4,0-16,0QMM DIN	1
Tape measure	FLEXIMET 5 M	1

Technical data

Depth / Width / Height	170 / 480 / 400 mm
Weight	6062 GRM

Ordering data

Type	Qty.	Order No.
PRO CASE 16	1	2602270000
PRO CASE LEER	1	9202470000

Top Case 16



Assembly

Description of article	Type	Qty.
Toolbox, empty	TOP CASE	1
Cutting tool for up to 8 mm outside diameter	KT 8	1
VDE-insulated combination pliers, 180 mm long	KBZ 180	1
VDE-insulated diagonal-cutting pliers, 180 mm long	SE HD 180	1
VDE-insulated long-nose pliers with cutter, 160 mm long	FRZ S 160	1
Stripping tool for up to 10 mm ²	STRIPAX	1
Stripping tool for up to 16 mm ²	STRIPAX 16	1
Sheathing strippers	AM 16	1
Crimping tool	PZ 6 ROTO L	1
Crimping tool	PZ 16	1
Voltage tester up to 1000 V / 100 Hz LCD	VT DIGI PRO	1
Non-contact voltage tester	VT LCL	1
Continuity testers	VT CTL	1
Wire-end ferrule box	H-BOX 0,5-2,5QMM DIN	1
Wire-end ferrule	H-BOX 4,0-16,0QMM DIN	1
Tape measure	FLEXIMET 5 M	1
VDE-insulated Slotted and crosshead PH-SD screwdriver set, SlimLine	SDI SET SLIM S3.5-6.5/PH1/2	1

Technical data

Depth / Width / Height	352 / 465 / 255 mm
Weight	10306 GRM

Ordering data

Type	Qty.	Order No.
TOP CASE 16	1	2602310000
TOP CASE	1	1345330000

Pro Case ELEC



Assembly

Description of article	Type	Qty.
Toolbox, empty	PRO CASE LEER	1
Cutting tool for up to 8 mm outside diameter	KT 8	1
VDE-insulated combination pliers, 180 mm long	KBZ 180	1
VDE-insulated diagonal-cutting pliers, 180 mm long	SE HD 180	1
VDE-insulated long-nose pliers with cutter, 160 mm long	FRZ S 160	1
Stripping tool for up to 10 mm ²	STRIPAX	1
Wire stripper unit	STRIPAX ULTIMATE	1
Sheathing strippers	AM 16	1
Junction box sheathing stripper with indiv. core stripping unit and longitudinal cutter	STRIPPER ROUND TOP	1
Crimping tool	PZ 10 HEX	1
Crimping tool for insulated connectors, 0.5-6 mm ²	CTI 6	1
Screwing tool	SK WSD-S 1,5-10,0	1
VDE-insulated Slotted and crosshead PH-SD screwdriver set, SlimLine	SDI SET SLIM S3.5-6.5/PH1/2	1
Slotted and crosshead PH screwdriver set	SD SET S2.5-5.5/PH1/2	1
Universal electrical cabinet key	CROSS-KEY UNIVERSAL	1
Voltage tester up to 1000 V / 100 Hz LCD	VT DIGI PRO	1
Non-contact voltage tester	VT LCL	1
Continuity testers	VT CTL	1
Wire-end ferrule box	H-BOX 0,5-2,5QMM DIN	1
Tape measure	FLEXIMET 5 M	1

Technical data

Depth / Width / Height	170 / 480 / 400 mm
Weight	7266 GRM

Ordering data

Type	Qty.	Order No.
PRO CASE ELEC	1	2602280000
PRO CASE LEER	1	9202470000

Top Case ELEC



Assembly

Description of article	Type	Qty.
Toolbox, empty	TOP CASE	1
Cutting tool for up to 8 mm outside diameter	KT 8	1
VDE-insulated combination pliers, 180 mm long	KBZ 180	1
VDE-insulated diagonal-cutting pliers, 180 mm long	SE HD 180	1
VDE-insulated long-nose pliers with cutter, 160 mm long	FRZ S 160	1
Stripping tool for up to 10 mm ²	STRIPAX	1
Wire stripper unit	STRIPAX ULTIMATE	1
Sheathing strippers	AM 16	1
Junction box sheathing stripper with indiv. core stripping unit and longitudinal cutter	STRIPPER ROUND TOP	1
Crimping tool	PZ 10 HEX	1
Crimping tool for insulated connectors, 0.5-6 mm ²	CTI 6	1
Screwing tool	SK WSD-S 1,5-10,0	1
Universal electrical cabinet key	CROSS-KEY UNIVERSAL	1
Voltage tester up to 1000 V / 100 Hz LCD	VT DIGI PRO	1
Non-contact voltage tester	VT LCL	1
Continuity testers	VT CTL	1
Wire-end ferrule box	H-BOX 0,5-2,5QMM DIN	1
Tape measure	FLEXIMET 5 M	1
VDE-insulated Slotted and crosshead PH-SD screwdriver set, SlimLine	SDI SET SLIM S3.5-6.5/PH1/2	1
Slotted and crosshead PH screwdriver set	SD SET S2.5-5.5/PH1/2	1

Technical data

Depth / Width / Height	352 / 465 / 255 mm
Weight	11549 GRM

Ordering data

Type	Qty.	Order No.
TOP CASE ELEC	1	2602320000
TOP CASE	1	1345330000

Tool case

Pro Case CAB



Assembly

Description of article	Type	Qty.
Toolbox, empty	PRO CASE LEER	1
Cutting tool for up to 8 mm outside diameter	KT 8	1
VDE-insulated combination pliers, 180 mm long	KBZ 180	1
VDE-insulated diagonal-cutting pliers, 180 mm long	SE HD 180	1
VDE-insulated long-nose pliers with cutter, 160 mm long	FRZ S 160	1
Stripping tool for up to 10 mm ²	STRIPAX	1
Junction box sheathing stripper with indiv. core stripping unit and longitudinal cutter	STRIPPER ROUND TOP	1
Crimping tool	PZ 10 HEX	1
Combined cutting/screwing tool	SWIFTY SET	1
Screwing tool	SK WSD-S 1,5-10,0	1
VDE-insulated Slotted and crosshead PH-SD screwdriver set, SlimLine	SDI SET SLIM S3.5-6.5/PH1/2	1
Universal electrical cabinet key	CROSS-KEY UNIVERSAL	1
Torx wrenches with hole drilled in tip, 8-piece set	TH-S 9-40	1
Voltage tester up to 1000 V / 100 Hz LCD	VT DIGI PRO	1
Non-contact voltage tester	VT LCL	1
Wire-end ferrule box	H-BOX 0,5-2,5QMM DIN	1
Continuity testers	VT CTL	1
Tape measure	FLEXIMET 5 M	1

Technical data

Depth / Width / Height	170 / 480 / 400 mm
Weight	6162 GRM

Ordering data

Type	Qty.	Order No.
PRO CASE CAB	1	2602250000
PRO CASE LEER	1	9202470000

Top Case CAB



Assembly

Description of article	Type	Qty.
Cutting tool for up to 8 mm outside diameter	KT 8	1
VDE-insulated combination pliers, 180 mm long	KBZ 180	1
VDE-insulated diagonal-cutting pliers, 180 mm long	SE HD 180	1
VDE-insulated long-nose pliers with cutter, 160 mm long	FRZ S 160	1
Stripping tool for up to 10 mm ²	STRIPAX	1
Junction box sheathing stripper with indiv. core stripping unit and longitudinal cutter	STRIPPER ROUND TOP	1
Crimping tool	PZ 10 HEX	1
Combined cutting/screwing tool	SWIFTY SET	1
Screwing tool	SK WSD-S 1,5-10,0	1
VDE-insulated Slotted and crosshead PH-SD screwdriver set, SlimLine	SDI SET SLIM S3.5-6.5/PH1/2	1
Universal electrical cabinet key	CROSS-KEY UNIVERSAL	1
Torx wrenches with hole drilled in tip, 8-piece set	TH-S 9-40	1
Voltage tester up to 1000 V / 100 Hz LCD	VT DIGI PRO	1
Non-contact voltage tester	VT LCL	1
Wire-end ferrule box	H-BOX 0,5-2,5QMM DIN	1
Continuity testers	VT CTL	1
Tape measure	FLEXIMET 5 M	1
Toolbox, empty	TOP CASE	1

Technical data

Depth / Width / Height	352 / 465 / 255 mm
Weight	10410 GRM

Ordering data

Type	Qty.	Order No.
TOP CASE CAB	1	2602290000
TOP CASE	1	1345330000

P BAG XL SET1



Assembly

Description of article	Type	Qty.
Toolbag, empty	P BAG BIG	1
Cutting tool for up to 8 mm outside diameter	KT 8	1
Stripping tool for up to 10 mm ²	STRIPAX	1
Sheathing strippers	AM 25	1
Crimping tool	PZ 6 ROTO L	1
Voltage tester up to 690 V / 100 Hz LED	VT COMBI PRO	1
VDE-insulated screwdriver with slotted blade 0.6x3.5x100, SlimLine	SDIS SLIM 0.6X3.5X100	1
VDE-insulated screwdriver with slotted blade 0.8x4.0x100, SlimLine	SDIS SLIM 0.8X4.0X100	1
VDE-insulated crosshead screwdriver, Phillips size 1, SlimLine	SDIK SLIM PH1 X 80	1
VDE-insulated crosshead screwdriver, Phillips size 2, SlimLine	SDIK SLIM PH2 X 100	1

Technical data

Depth / Width / Height	220 / 320 / 60 mm
Weight	1983 GRM

Ordering data

Type	Qty.	Order No.
P BAG XL SET 1	1	2602110000
P BAG BIG	1	2576620000

P BAG XL SET2



Assembly

Description of article	Type	Qty.
Toolbag, empty	P BAG BIG	1
Cutting tool for up to 8 mm outside diameter	KT 8	1
Stripping tool for up to 10 mm ²	STRIPAX	1
Sheathing strippers	AM 25	1
Crimping tool	PZ 6 ROTO L	1
Voltage tester up to 1000 V / 100 Hz LCD	VT DIGI PRO	1
VDE-insulated screwdriver with slotted blade 0.6x3.5x100, SlimLine	SDIS SLIM 0.6X3.5X100	1
VDE-insulated screwdriver with slotted blade 0.8x4.0x100, SlimLine	SDIS SLIM 0.8X4.0X100	1
VDE-insulated crosshead screwdriver, Phillips size 1, SlimLine	SDIK SLIM PH1 X 80	1
VDE-insulated crosshead screwdriver, Phillips size 2, SlimLine	SDIK SLIM PH2 X 100	1

Technical data

Depth / Width / Height	220 / 320 / 60 mm
Weight	1963 GRM

Ordering data

Type	Qty.	Order No.
P BAG XL SET 2	1	2602120000
P BAG BIG	1	2576620000

P BAG XL SET3



Assembly

Description of article	Type	Qty.
Toolbag, empty	P BAG BIG	1
Cutting tool for up to 8 mm outside diameter	KT 8	1
VDE-insulated screwdriver with slotted blade 0.6x3.5x100, SlimLine	SDIS SLIM 0.6X3.5X100	1
VDE-insulated screwdriver with slotted blade 0.8x4.0x100, SlimLine	SDIS SLIM 0.8X4.0X100	1
VDE-insulated crosshead screwdriver, Phillips size 2, SlimLine	SDIK SLIM PH2 X 100	1
VDE-insulated crosshead screwdriver, Phillips size 1, SlimLine	SDIK SLIM PH1 X 80	1
Stripping tool for up to 10 mm ²	STRIPAX	1
Sheathing strippers	AM 25	1
Crimping tool	PZ 6 ROTO L	1

Technical data

Depth / Width / Height	220 / 320 / 60 mm
Weight	1666.79 GRM

Ordering data

Type	Qty.	Order No.
P BAG XL SET 3	1	2903460000
P BAG BIG	1	2576620000

P BAG XL SET4



Assembly

Description of article	Type	Qty.
Toolbag, empty	P BAG BIG	1
Cutting tool for up to 8 mm outside diameter	KT 8	1
Stripping tool for up to 10 mm ²	STRIPAX	1
Sheathing strippers	AM 25	1
Crimping tool	PZ 10 HEX	1
Voltage tester up to 1000 V / 100 Hz LCD	VT DIGI PRO	1
VDE-insulated screwdriver with slotted blade 0.6x3.5x100, SlimLine	SDIS SLIM 0.6X3.5X100	1
VDE-insulated screwdriver with slotted blade 0.8x4.0x100, SlimLine	SDIS SLIM 0.8X4.0X100	1
VDE-insulated crosshead screwdriver, Phillips size 1, SlimLine	SDIK SLIM PH1 X 80	1
VDE-insulated crosshead screwdriver, Phillips size 2, SlimLine	SDIK SLIM PH2 X 100	1

Technical data

Depth / Width / Height	220 / 320 / 60 mm
Weight	2038 GRM

Ordering data

Type	Qty.	Order No.
P BAG XL SET 4	1	2602140000
P BAG BIG	1	2576620000

P BAG XL SET5



Assembly

Description of article	Type	Qty.
Toolbag, empty	P BAG BIG	1
Cutting tool for up to 8 mm outside diameter	KT 8	1
VDE-insulated screwdriver with slotted blade 0.6x3.5x100, SlimLine	SDIS SLIM 0.6X3.5X100	1
VDE-insulated screwdriver with slotted blade 0.8x4.0x100, SlimLine	SDIS SLIM 0.8X4.0X100	1
VDE-insulated crosshead screwdriver, Phillips size 2, SlimLine	SDIK SLIM PH2 X 100	1
VDE-insulated crosshead screwdriver, Phillips size 1, SlimLine	SDIK SLIM PH1 X 80	1
Stripping tool for up to 10 mm ²	STRIPAX	1
Sheathing strippers	AM 25	1
Crimping tool	PZ 10 HEX	1

Technical data

Depth / Width / Height	220 / 320 / 60 mm
Weight	1744.7 GRM

Ordering data

Type	Qty.	Order No.
P BAG XL SET 5	1	2903470000
P BAG BIG	1	2576620000

P BAG XL SET6



Assembly

Description of article	Type	Qty.
Toolbag, empty	P BAG BIG	1
Cutting tool for up to 8 mm outside diameter	KT 8	1
VDE-insulated screwdriver with slotted blade 0.6x3.5x100, SlimLine	SDIS SLIM 0.6X3.5X100	1
VDE-insulated screwdriver with slotted blade 0.8x4.0x100, SlimLine	SDIS SLIM 0.8X4.0X100	1
VDE-insulated crosshead screwdriver, Phillips size 2, SlimLine	SDIK SLIM PH2 X 100	1
VDE-insulated crosshead screwdriver, Phillips size 1, SlimLine	SDIK SLIM PH1 X 80	1
Stripping tool for up to 10 mm ²	STRIPAX	1
Crimping tool	PZ 6 ROTO ADJ	1
Sheathing strippers	AM 25	1

Technical data

Depth / Width / Height	220 / 320 / 60 mm
Weight	1675.84 GRM

Ordering data

Type	Qty.	Order No.
P BAG XL SET 6	1	2903480000
P BAG BIG	1	2576620000

Tool case

P BAG XL SET7



Assembly

Description of article	Type	Qty.
Toolbag, empty	P BAG BIG	1
Cutting tool for up to 8 mm outside diameter	KT 8	1
Sheathing strippers	AM 25	1
Wire stripper unit	STRIPAX ULTIMATE	1
Crimping tool	PZ 6 ROTO L	1
Voltage tester up to 1000 V / 100 Hz LCD	VT DIGI PRO	1
VDE-insulated screwdriver with slotted blade 0.6x3.5x100, SlimLine	SDIS SLIM 0.6X3.5X100	1
VDE-insulated screwdriver with slotted blade 0.8x4.0x100, SlimLine	SDIS SLIM 0.8X4.0X100	1
VDE-insulated crosshead screwdriver, Phillips size 1, SlimLine	SDIK SLIM PH1 X 80	1
VDE-insulated crosshead screwdriver, Phillips size 2, SlimLine	SDIK SLIM PH2 X 100	1

Technical data

Depth / Width / Height	220 / 320 / 60 mm
Weight	1960 GRM

Ordering data

Type	Qty.	Order No.
P BAG XL SET 7	1	2602170000
P BAG BIG	1	2576620000

P BAG XL SET8



Assembly

Description of article	Type	Qty.
Toolbag, empty	P BAG BIG	1
Cutting tool for up to 8 mm outside diameter	KT 8	1
VDE-insulated screwdriver with slotted blade 0.6x3.5x100, SlimLine	SDIS SLIM 0.6X3.5X100	1
VDE-insulated screwdriver with slotted blade 0.8x4.0x100, SlimLine	SDIS SLIM 0.8X4.0X100	1
VDE-insulated crosshead screwdriver, Phillips size 2, SlimLine	SDIK SLIM PH2 X 100	1
VDE-insulated crosshead screwdriver, Phillips size 1, SlimLine	SDIK SLIM PH1 X 80	1
VDE-insulated combination pliers, 180 mm long	KBZ 180	1
VDE-insulated long-nose pliers with cutter, 160 mm long	FRZ S 160	1
Screwdriver Voltagetester	SD ELEC PRO	1
Stripping tool for up to 10 mm ²	STRIPAX	1
Crimping tool	PZ 10 HEX	1

Technical data

Depth / Width / Height	220 / 320 / 60 mm
Weight	2034.88 GRM

Ordering data

Type	Qty.	Order No.
P BAG XL SET 8	1	2903490000
P BAG BIG	1	2576620000

P BAG XL SET9



Assembly

Description of article	Type	Qty.
Toolbag, empty	P BAG BIG	1
Cutting tool for up to 8 mm outside diameter	KT 8	1
VDE-insulated screwdriver with slotted blade 0.6x3.5x100, SlimLine	SDIS SLIM 0.6X3.5X100	1
VDE-insulated screwdriver with slotted blade 0.8x4.0x100, SlimLine	SDIS SLIM 0.8X4.0X100	1
VDE-insulated crosshead screwdriver, Phillips size 2, SlimLine	SDIK SLIM PH2 X 100	1
VDE-insulated crosshead screwdriver, Phillips size 1, SlimLine	SDIK SLIM PH1 X 80	1
VDE-insulated combination pliers, 180 mm long	KBZ 180	1
VDE-insulated long-nose pliers with cutter, 160 mm long	FRZ S 160	1
Screwdriver Voltagetester	SD ELEC PRO	1
Stripping tool for up to 10 mm ²	STRIPAX	1
Crimping tool	PZ 6 ROTO L	1

Technical data

Depth / Width / Height	220 / 320 / 60 mm
Weight	1966.89 GRM

Ordering data

Type	Qty.	Order No.
P BAG XL SET 9	1	2903500000
P BAG BIG	1	2576620000

P BAG XL SET10



Assembly

Description of article	Type	Qty.
Toolbag, empty	P BAG BIG	1
Cutting tool for up to 8 mm outside diameter	KT 8	1
VDE-insulated screwdriver with slotted blade 0.6x3.5x100, SlimLine	SDIS SLIM 0.6X3.5X100	1
VDE-insulated screwdriver with slotted blade 0.8x4.0x100, SlimLine	SDIS SLIM 0.8X4.0X100	1
VDE-insulated crosshead screwdriver, Phillips size 2, SlimLine	SDIK SLIM PH2 X 100	1
VDE-insulated crosshead screwdriver, Phillips size 1, SlimLine	SDIK SLIM PH1 X 80	1
VDE-insulated combination pliers, 180 mm long	KBZ 180	1
VDE-insulated long-nose pliers with cutter, 160 mm long	FRZ S 160	1
Screwdriver Voltagetester	SD ELEC PRO	1
Stripping tool for up to 10 mm ²	STRIPAX	1
Crimping tool	PZ 6 ROTO ADJ	1

Technical data

Depth / Width / Height	220 / 320 / 60 mm
Weight	1965.79 GRM

Ordering data

Type	Qty.	Order No.
P BAG XL SET 10	1	2903510000
P BAG BIG	1	2576620000

P BAG XL SET11



Assembly

Description of article	Type	Qty.
Toolbag, empty	P BAG BIG	1
Cutting tool for up to 8 mm outside diameter	KT 8	1
VDE-insulated screwdriver with slotted blade 0.6x3.5x100, SlimLine	SDIS SLIM 0.6X3.5X100	1
VDE-insulated screwdriver with slotted blade 0.8x4.0x100, SlimLine	SDIS SLIM 0.8X4.0X100	1
VDE-insulated crosshead screwdriver, Phillips size 2, SlimLine	SDIK SLIM PH2 X 100	1
VDE-insulated crosshead screwdriver, Phillips size 1, SlimLine	SDIK SLIM PH1 X 80	1
VDE-insulated combination pliers, 180 mm long	KBZ 180	1
VDE-insulated long-nose pliers with cutter, 160 mm long	FRZ S 160	1
Screwdriver Voltagetester	SD ELEC PRO	1
Water Pump Pliers	WPZ 250	1
Stripping tool for up to 10 mm ²	STRIPAX	1

Technical data

Depth / Width / Height	220 / 320 / 60 mm
Weight	1867.02 GRM

Ordering data

Type	Qty.	Order No.
P BAG XL SET 11	1	2903520000
P BAG BIG	1	2576620000

P BAG XL SET12



Assembly

Description of article	Type	Qty.
Toolbag, empty	P BAG BIG	1
Wire stripper unit	STRIPAX ULTIMATE	1
Cutting tool for up to 8 mm outside diameter	KT 8	1
VDE-insulated screwdriver with slotted blade 0.6x3.5x100, SlimLine	SDIS SLIM 0.6X3.5X100	1
VDE-insulated screwdriver with slotted blade 0.8x4.0x100, SlimLine	SDIS SLIM 0.8X4.0X100	1
VDE-insulated crosshead screwdriver, Phillips size 2, SlimLine	SDIK SLIM PH2 X 100	1
VDE-insulated crosshead screwdriver, Phillips size 1, SlimLine	SDIK SLIM PH1 X 80	1
VDE-insulated combination pliers, 180 mm long	KBZ 180	1
VDE-insulated long-nose pliers with cutter, 160 mm long	FRZ S 160	1
Screwdriver Voltagetester	SD ELEC PRO	1
Water Pump Pliers	WPZ 250	1

Technical data

Depth / Width / Height	220 / 320 / 60 mm
Weight	1847.31 GRM

Ordering data

Type	Qty.	Order No.
P BAG XL SET 12	1	2903530000
P BAG BIG	1	2576620000

P BAG SET1



Assembly

Description of article	Type	Qty.
Toolbag, empty	P BAG	1
Wire stripper unit	STRIPAX ULTIMATE	1
Crimping tool	PZ 10 HEX	1
Hexagon socket wrench set	SKS 2,0-8,0	1
VDE-insulated combination pliers, 160 mm long	KBZ 160	1
VDE-insulated screwdriver with slotted blade 0.6x3.5x100	SDIS 0.6X3.5X100	1

Technical data

Depth / Width / Height	170 / 260 / 50 mm
Weight	1443 GRM

Ordering data

Type	Qty.	Order No.
P BAG SET 1	1	2561430000
P BAG	1	2548180000

P BAG SET2



Assembly

Description of article	Type	Qty.
Toolbag, empty	P BAG	1
Stripping tool for up to 10 mm ²	STRIPAX	1
Cutting tool for up to 8 mm outside diameter	KT 8	1
VDE-insulated combination pliers, 180 mm long	KBZ 180	1
VDE-insulated screwdriver with slotted blade 0.6x3.5x100, SlimLine	SDIS SLIM 0.6X3.5X100	1

Technical data

Depth / Width / Height	220 / 320 / 60 mm
Weight	1477.07 GRM

Ordering data

Type	Qty.	Order No.
P BAG SET 2	1	2903430000
P BAG	1	2548180000

Tool case

P BAG SET3



Assembly

Description of article	Type	Qty.
Toolbag, empty	P BAG	1
Cutting tool for up to 8 mm outside diameter	KT 8	1
Stripping tool for up to 10 mm ²	STRIPAX	1
Voltage tester from 12 - 690 V	VT	1
VDE-insulated combination pliers, 160 mm long	KBZ 160	1
Junction box sheathing stripper with indiv. core stripping unit and longitudinal cutter	STRIPPER ROUND TOP	1
VDE-insulated screwdriver with slotted blade 0.6x3.5x100, SlimLine	SDIS SLIM 0.6X3.5X100	1

P BAG SET4



Assembly

Description of article	Type	Qty.
Toolbag, empty	P BAG	1
Cutting tool for up to 8 mm outside diameter	KT 8	1
Stripping tool for up to 10 mm ²	STRIPAX	1
Crimping tool	PZ 6 ROTO L	1
Non-contact voltage tester	VT LCL	1

Technical data

Depth / Width / Height	170 / 260 / 50 mm
Weight	1188.8 GRM

Ordering data

Type	Qty.	Order No.
P BAG SET 3	1	2579420000
P BAG	1	2548180000

Technical data

Depth / Width / Height	170 / 260 / 50 mm
Weight	1219.1 GRM

Ordering data

Type	Qty.	Order No.
P BAG SET 4	1	2579430000
P BAG	1	2548180000

P BAG SET5



Assembly

Description of article	Type	Qty.
Toolbag, empty	P BAG	1
Cutting tool for up to 8 mm outside diameter	KT 8	1
Stripping tool for up to 10 mm ²	STRIPAX	1
Crimping tool	PZ 10 HEX	1
Non-contact voltage tester	VT LCL	1

Technical data

Depth / Width / Height	170 / 260 / 50 mm
Weight	1294.1 GRM

Ordering data

Type	Qty.	Order No.
P BAG SET 5	1	2579440000
P BAG	1	2548180000

P BAG SET6



Assembly

Description of article	Type	Qty.
Toolbag, empty	P BAG	1
Crimping tool	PZ 6 ROTO ADJ	1
Stripping tool for up to 10 mm ²	STRIPAX	1
Cutting tool for up to 8 mm outside diameter	KT 8	1
Non-contact voltage tester	VT LCL	1

Technical data

Depth / Width / Height	170 / 260 / 50 mm
Weight	1243.62 GRM

Ordering data

Type	Qty.	Order No.
P BAG SET 6	1	2903440000
P BAG	1	2548180000

P BAG SET7



Assembly

Description of article	Type	Qty.
Toolbag, empty	P BAG	1
Cutting tool for up to 8 mm outside diameter	KT 8	1
Stripping tool for up to 16 mm ²	STRIPAX 16	1
Crimping tool	PZ 16	1
Non-contact voltage tester	VT LCL	1

P BAG SET8



Assembly

Description of article	Type	Qty.
Toolbag, empty	P BAG	1
Crimping tool	PZ 6 ROTO ADJ	1
Stripping tool for up to 10 mm ²	STRIPAX	1
Cutting tool for up to 8 mm outside diameter	KT 8	1
Non-contact voltage tester	VT LCL	1
VDE-insulated combination pliers, 180 mm long	KBZ 180	1

Technical data

Depth / Width / Height	170 / 260 / 50 mm
Weight	1220.8 GRM

Ordering data

Type	Qty.	Order No.
P BAG SET 7	1	2579460000
P BAG	1	2548180000

Technical data

Depth / Width / Height	220 / 320 / 60 mm
Weight	1525.04 GRM

Ordering data

Type	Qty.	Order No.
P BAG SET 8	1	2903450000
P BAG	1	2548180000

Crimp Set PZ 4



Crimp set for cutting, stripping and crimping of wire-end ferrules up to 4.0 mm², consisting of:

- Assortment box PSC 01 blank
- A8 insert (4 pieces)
- A7 insert (2 pieces)
- Tool stripax[®] stripping tool for conductors with PVC insulation from 0.08...6.0 mm²
- PZ 4 crimping tool for wire-end ferrules from 0.5...4.0 mm²
- Wire-end ferrules with plastic collars H 0.5...H 4.0
- Weidmüller colour code

Assembly

Type		Piece
STRIPAX	Stripping and cutting tool	1
PZ 4	Crimping tool for wire-end ferrules	1
H0,5/14 OR	Wire-end ferrule	500
H0,75/14 W	Wire-end ferrule	500
H1,0/14 GE	Wire-end ferrule	500
H1,5/14 R	Wire-end ferrule	500
H2,5/15D BL	Wire-end ferrule	500
H4,0/18 GR SV	Wire-end ferrule	250

Technical data

Depth / Width / Height	261 / 338 / 57 mm
Weight	1728.66 GRM

Ordering data

Colour code	Type	Order No.
Weidmüller	CRIMP-SET PZ 4	9025800000
DIN	CRIMP-SET PZ 4 D	9028630000

Crimp Set PZ 3



Crimp set for cutting, stripping and crimping of wire-end ferrules up to 6.0 mm², consisting of:

- Assortment box PSC 01 blank
- A8 insert (6 pieces)
- A7 insert (1 piece)
- stripax[®] stripping tool for conductors with PVC insulation from 0.08...10.0 mm²
- PZ 3 crimping tool for wire-end ferrules from 0.5...6.0 mm²
- Wire-end ferrules with plastic collars H 0.5...H 6.0
- Weidmüller colour code

Assembly

Type		Piece
PZ 3	Crimping tool for wire-end ferrules	1
STRIPAX	Stripping and cutting tool	1
H0,5/14 OR	Wire-end ferrule	500
H0,75/14 W	Wire-end ferrule	500
H1,0/14 GE	Wire-end ferrule	500
H1,5/14 R	Wire-end ferrule	500
H2,5/15D BL	Wire-end ferrule	500
H4,0/18 GR SV	Wire-end ferrule	250
H6,0/20 SW	Wire-end ferrule	100

Technical data

Depth / Width / Height	261 / 338 / 57 mm
Weight	1723.38 GRM

Ordering data

Colour code	Type	Order No.
Weidmüller	CRIMP-SET PZ 3	9028650000

Crimp Set PZ 6 Roto L



Crimp set for cutting, stripping and crimping of wire-end ferrules up to 6.0 mm², consisting of:

- Assortment box PSC 01 blank
- A8 insert (6 pieces)
- A7 insert (1 piece)
- Tool stripax[®] stripping tool for conductors with PVC insulation from 0.08...6.0 mm²
- PZ 6 Roto crimping tool for wire-end ferrules from 0.14...6.0 mm²
- Wire-end ferrules with plastic collars H 0.5...H 6, Weidmüller colour code

Assembly

Type		Piece
STRIPAX	Stripping and cutting tool	1
PZ 6 ROTO L	Crimping tool for wire-end ferrules	1
H0,5/14 OR	Wire-end ferrule	500
H0,75/14 W	Wire-end ferrule	500
H1,0/14 GE	Wire-end ferrule	500
H1,5/14 R	Wire-end ferrule	500
H2,5/15D BL	Wire-end ferrule	500
H4,0/18 GR SV	Wire-end ferrule	250
H6,0/20 SW	Wire-end ferrule	100

Technical data

Depth / Width / Height	261 / 338 / 56 mm
Weight	1735 GRM

Ordering data

Colour code	Type	Order No.
Weidmüller	CRIMP-SET PZ 6 ROTO L	9028680000
DIN	CRIMP-SET PZ 6 ROTO L D	9028690000
Miscellaneous	CRIMP-SET PZ 6 ROTO L T	9028700000

Crimp Set PZ 6/5



Crimp set for cutting, stripping and crimping of wire-end ferrules up to 6.0 mm², consisting of:

- Assortment box PSC 01 blank
- A8 insert (6 pieces)
- A7 insert (1 piece)
- stripax® stripping tool for conductors with PVC insulation from 0.08...10.0 mm²
- PZ 6/5 crimping tool for wire-end ferrules from 0.25...10.0 mm²
- Wire-end ferrules with plastic collar H 0.5...H 6.0
- Weidmüller colour code

PZ 10 HEX



Crimp set for cutting, stripping and crimping of wire-end ferrules up to 10.0 mm², consisting of:

- Assortment box PSC 01
- A8 insert (8 pieces)
- stripax® stripping tool for PVC-insulated conductors from 0.08...10 mm²
- Crimp tool PZ 10 HEX for wire-end ferrules from 0.25...10 mm²
- Wire-end ferrules with plastic collars H 0.5 .. H 10.0
- Weidmüller colour code

PZ 10 SQR



Crimp set for cutting, stripping and crimping of wire-end ferrules up to 10.0 mm², consisting of:

- Assortment box PSC 01
- A8 insert (8 pieces)
- stripax® stripping tool for PVC-insulated conductors from 0.08...10 mm²
- Crimp tool PZ 10 SQR for wire-end ferrules from 0.14...10 mm²
- Wire-end ferrules with plastic collars H 0.5 .. H 10.0
- Weidmüller colour code

Assembly

Type		Piece
STRIPAX	Stripping and cutting tool	1
PZ 6/5	Crimping tool for wire-end ferrules	1
H0,5/14 OR	Wire-end ferrule	500
H0,75/14 W	Wire-end ferrule	500
H1,0/14 GE	Wire-end ferrule	500
H1,5/14 R	Wire-end ferrule	500
H2,5/15D BL	Wire-end ferrule	500
H4,0/18 GR SV	Wire-end ferrule	250
H6,0/20 SW	Wire-end ferrule	100

Technical data

Depth / Width / Height	261 / 338 / 57 mm
Weight	1696.12 GRM

Ordering data

Colour code	Type	Order No.
Weidmüller	CRIMP-SET PZ 6/5	9028740000

Assembly

Type		Piece
STRIPAX	Stripping and cutting tool	1
PZ 10 HEX	Crimping tool for wire-end ferrules	1
H0,5/14 OR	Wire-end ferrule	500
H0,75/14 W	Wire-end ferrule	500
H1,0/14 GE	Wire-end ferrule	500
H1,5/14 R	Wire-end ferrule	500
H2,5/15D BL	Wire-end ferrule	500
H4,0/20D GR	Wire-end ferrule	500
H6,0/20 SW	Wire-end ferrule	100
H10,0/22 EB	Wire-end ferrule	100

Technical data

Depth / Width / Height	261 / 338 / 57 mm
Weight	1803 GRM

Ordering data

Colour code	Type	Order No.
Weidmüller	CRIMPSET PZ 10 HEX	1542250000

Assembly

Type		Piece
STRIPAX	Stripping and cutting tool	1
PZ 10 SQR	Crimping tool for wire-end ferrules	1
H0,5/14 OR	Wire-end ferrule	500
H0,75/14 W	Wire-end ferrule	500
H1,0/14 GE	Wire-end ferrule	500
H1,5/14 R	Wire-end ferrule	500
H2,5/15D BL	Wire-end ferrule	500
H4,0/20D GR	Wire-end ferrule	500
H6,0/20 SW	Wire-end ferrule	100
H10,0/22 EB	Wire-end ferrule	100

Technical data

Depth / Width / Height	261 / 338 / 57 mm
Weight	1803 GRM

Ordering data

Colour code	Type	Order No.
Weidmüller	CRIMPSET PZ 10 SQR	1542280000

Crimp Set stripax® plus



Crimp set for cutting, stripping and crimping of reel-packaged wire-end ferrules up to 2.5 mm², consisting of:

- PSC 01 assortment box, clear with foam insert
- Tool stripax® Plus combination tool for processing strips of linked wire-end ferrules of 0.5...2.5 mm² from Weidmüller
- Wire-end ferrules with plastic collars H 0.5...H 2.5
- Weidmüller colour code

Assembly

Type		Piece
STRIPAX PLUS 2.5	Crimping tool for wire-end ferrules	1
H0,5/14 OR BD	Wire-end ferrule	500
H0,75/14 W BD	Wire-end ferrule	500
H1,0/14 GE BD	Wire-end ferrule	500
H1,5/14 R BD	Wire-end ferrule	500
H2,5/14D BL BD	Wire-end ferrule	500

Technical data

Depth / Width / Height	261 / 338 / 57 mm
Weight	1094 GRM

Ordering data

Colour code	Type	Order No.
Weidmüller	CRIMP-SET STRIPAX PLUS	9028770000
DIN	CRIMP-SET STRIPAX PLUS D	9028780000
Miscellaneous	CRIMP-SET STRIPAX PLUS T	9028790000

Crimp Set PZ 16



Crimp set for cutting, stripping and crimping of wire-end ferrules up to 16.0 mm², consisting of:

- PSC 01 neutral assortment box
- A8 inserts (4 pieces)
- A7 inserts (2 pieces)
- stripax® 16 stripping tool® for conductors with PVC insulation from 6.0...16.0 mm²
- PZ 16 crimping tool for wire-end ferrules from 6.0...16.0 mm²
- Wire-end ferrules with plastic collar H 6.0...H 16.0
- Weidmüller colour code

Assembly

Type		Piece
STRIPAX	Stripping and cutting tool	1
PZ 16	Crimping tool for wire-end ferrules	1
H6,0/20 SW	Wire-end ferrule	100
H10,0/22 EB	Wire-end ferrule	100
H16,0/22 GN	Wire-end ferrule	100
H16,0/28 GN	Wire-end ferrule	100

Technical data

Depth / Width / Height	261 / 338 / 57 mm
Weight	1680.74 GRM

Ordering data

Colour code	Type	Order No.
Weidmüller	CRIMP-SET PZ 16	9025850000

Crimp Set PZ 50



Crimp set for stripping and crimping of wire-end ferrules up to 50.0 mm², consisting of:

- Assortment box PSC 01 blank
- A7 insert (4 pieces)
- Foam insert for tools
- Sheathing stripper AM 25 for round PVC cables of 6.0...25.0 mm²
- PZ 50 crimping tool for wire-end ferrules of 25, 35 and 50.0 mm²
- Wire-end ferrules with plastic collar H 25.0...H 50.0
- Weidmüller colour code

Assembly

Type		Piece
AM 25	Sheathing strippers	1
PZ 50	Crimping tool for wire-end ferrules	1
H25,0/36 BR	Wire-end ferrule	50
H25,0/30 BR	Wire-end ferrule	50
H35,0/30 BE	Wire-end ferrule	50
H50,0/36 DLIV	Wire-end ferrule	50

Technical data

Depth / Width / Height	261 / 338 / 57 mm
Weight	1759.55 GRM

Ordering data

Colour code	Type	Order No.
Weidmüller	CRIMP-SET PZ 50	9028850000

Crimp Set CTI 6



Assembly

Description of article	Type	Qty.
Stripping tool for up to 10 mm ²	STRIPAX	1
Crimping tool for insulated connectors, 0.5-6 mm ²	CTI 6	1
Insulated ring-cable connector 6.0 mm ² / M5	LIR 6M5 V	100
Insulated ring-cable connector 6.0 mm ² / M6	LIR 6M6 V	100
Insulated pin-cable connector 6.0 mm ² L=14 mm	LIP 6R14 V	100
Insulated ring-cable connector 2.5 mm ² / M5	LIR 2,5M5 V	100
Insulated tab-connector sleeves 2.5 mm ² / 6.3x0.8	LIF 2,5F638 R	100
Insulated pin-cable connector 1.5 mm ² L=12 mm	LIP 1,5R12 V	100
Insulated pin-cable connector 2.5 mm ² L=12 mm	LIP 2,5R12 V	100
Insulated joint connector 6.0 mm ² L=26.0 mm	LJB 6B26 VF	100
Insulated ring-cable connector 1.5 mm ² / M4	LIR 1,5M4 V	100
Insulated forked-cable connector 6.0 mm ² / M6	LJS 6M6 V	100
Insulated tab-connector sleeves 1.5 mm ² / 6.3x0.8	LIF 1,5F638 R	100
Insulated joint connector 2.5 mm ² L=24.5 mm	LJB 2,5B25 VF	100
Insulated forked-cable connector 1.5 mm ² / M4	LJS 1,5M4 V	100
Insulated forked-cable connector 2.0 mm ² / M5	LJS 2,5M5 V	100
Insulated ring-cable connector 1.5 mm ² / M5	LIR 1,5M5 V	100
Insulated ring-cable connector 2.5 mm ² / M6	LIR 2,5M6 V	100
Insert for assortment case (69x55x79) mm	EINSATZ BA8-PSC 80	1
Insulated tab-connector sleeves 1.5 mm ² / 2.8x0.8	LIF 1,5F288 R	100
Insulated tab-connector sleeves 6.0 mm ² / 6.3x0.8	LIF 6F638 R	100
Insulated joint connector 1.5 mm ² L=24.5 mm	LJB 1,5B25 VF	100
Empty enclosure	KOFFER PSC80 PC	1

Technical data

Depth / Width / Height	330 / 413 / 79 mm
Weight	4796.62 GRM

Ordering data

Type	Qty.	Order No.
CRIMPSET CTI 6	1	9202600000

Crimp Set PZ / CTI



Assembly

Description of article	Type	Qty.
Stripping tool for up to 10 mm ²	STRIPAX	1
Crimping tool for insulated connectors, 0.5-6 mm ²	CTI 6	1
Crimping tool	PZ 6 ROTO L	1
Wire end ferrule with plastic collar, white	H0,5/14D W	500
Wire end ferrule with plastic collar, red	H1,0/14D R	500
Wire end ferrule with plastic collar, blue	H2,5/15D BL	500
Wire end ferrule with plastic collar, grey	H4,0/18D GR	500
Wire end ferrule with plastic collar, yellow	H6,0/20D GE	100
Insulated ring-cable connector 6.0 mm ² / M6	LIR 6M6 V	100
Insulated pin-cable connector 6.0 mm ² L=14 mm	LIP 6R14 V	100
Insulated ring-cable connector 2.5 mm ² / M5	LIR 2,5M5 V	100
Insulated tab-connector sleeves 2.5 mm ² / 6.3x0.8	LIF 2,5F638 R	100
Insulated pin-cable connector 1.5 mm ² L=12 mm	LIP 1,5R12 V	100
Insulated pin-cable connector 2.5 mm ² L=12 mm	LIP 2,5R12 V	100
Insulated joint connector 6.0 mm ² L=26.0 mm	LIB 6B26 VF	100
Insulated ring-cable connector 1.5 mm ² / M4	LIR 1,5M4 V	100
Insulated tab-connector sleeves 1.5 mm ² / 6.3x0.8	LIF 1,5F638 R	100
Insulated joint connector 2.5 mm ² L=24.5 mm	LIB 2,5B25 VF	100
Insulated ring-cable connector 1.5 mm ² / M5	LIR 1,5M5 V	100
Insert for assortment case (69x55x79) mm	EINSATZ BA8-PSC 80	1
Insulated tab-connector sleeves 1.5 mm ² / 2.8x0.8	LIF 1,5F288 R	100
Insulated tab-connector sleeves 6.0 mm ² / 6.3x0.8	LIF 6F638 R	100
Insulated joint connector 1.5 mm ² L=24.5 mm	LIB 1,5B25 VF	100
Empty enclosure	KOFFER PSC80 PC	1

Technical data

Depth / Width / Height	330 / 413 / 79 mm
Weight	4871.4 GRM

Ordering data

Type	Qty.	Order No.
CRIMPSET PZ / CTI	1	9202610000

Crimp contact set



Assembly

Description of article	Type	Qty.
Wire end ferrule with plastic collar, white	H0,5/14D W	500
Wire end ferrule with plastic collar, grey	H0,75/14D GR	500
Wire end ferrule with plastic collar, red	H1,0/14D R	500
Wire end ferrule with plastic collar, black	H1,5/14D SW	500
Wire end ferrule with plastic collar, blue	H2,5/15D BL	500
Wire end ferrule with plastic collar, grey	H4,0/18D GR	500
Wire end ferrule with plastic collar, yellow	H6,0/20D GE	100
Insulated ring-cable connector 6.0 mm ² / M6	LIR 6M6 V	100
Insert for assortment case (47x55x79) mm	EINSATZ A8-1 CL55	100
Insert for assortment case (47x79x109) mm	EINSATZ A7-1 CL55	1
Insulated pin-cable connector 6.0 mm ² L=14 mm	LIP 6R14 V	100
Insulated ring-cable connector 2.5 mm ² / M5	LIR 2,5M5 V	100
Insulated tab-connector sleeves 2.5 mm ² / 6.3x0.8	LIF 2,5F638 R	100
Insulated pin-cable connector 1.5 mm ² L=12 mm	LIP 1,5R12 V	100
Insulated pin-cable connector 2.5 mm ² L=12 mm	LIP 2,5R12 V	100
Insulated joint connector 6.0 mm ² L=26.0 mm	LIB 6B26 VF	100
Insulated ring-cable connector 1.5 mm ² / M4	LIR 1,5M4 V	100
Empty enclosure	KOFFER CARRY LITE 55	1
Insulated tab-connector sleeves 1.5 mm ² / 6.3x0.8	LIF 1,5F638 R	100
Insulated joint connector 2.5 mm ² L=24.5 mm	LIB 2,5B25 VF	100
Insulated ring-cable connector 1.5 mm ² / M5	LIR 1,5M5 V	100
Insulated tab-connector sleeves 1.5 mm ² / 2.8x0.8	LIF 1,5F288 R	100
Insulated tab-connector sleeves 6.0 mm ² / 6.3x0.8	LIF 6F638 R	100
Insulated joint connector 1.5 mm ² L=24.5 mm	LIB 1,5B25 VF	100

Technical data

Depth / Width / Height	330 / 413 / 57 mm
Weight	3503 GRM

Ordering data

Type	Qty.	Order No.
CRIMP-SET KONTAKTE	1	9202640000

Tool Set IE-POF



Contents:

- Assortment case PSC 80
- Kevlar scissors for aramid fibres
- Multifunction tool HTX-IE-POF
- multi-stripax® stripping tool IE-POF

Assembly

Type		Piece
HTX-IE-POF		1
MULTI-STRIPAX IE-POF	Stripping and cutting tool	1
SCISSORS KEVLAR	Electrician's scissors	1

Technical data

Depth / Width / Height	241 / 338 / 79 mm
Weight	1833 GRM

Ordering data

Colour code	Type	Order No.
	TOOL SET IE-POF	1208930000

Inserts

Transparent, loose-packed compartment inserts for individual interior layouts.

- Resistant to oils, acids and alkalis
- Made from unbreakable polypropylene

A7-1 / A9-1 / A9-2

Inserts for PSC4-01, PSC5-01, CARRYLITE 55, CARRYLITE 80



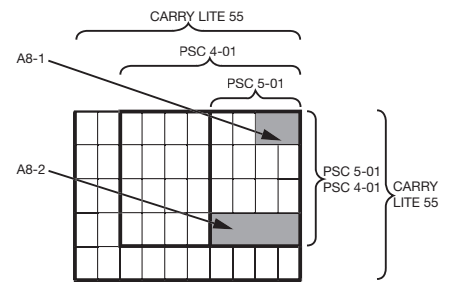
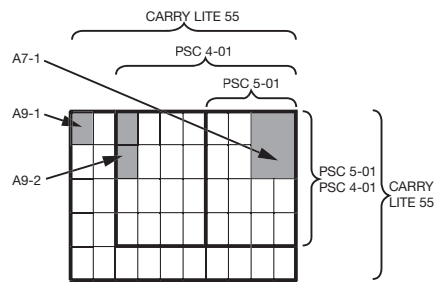
- Inserts for PSC4-01, PSC5-01, CARRYLITE 55, CARRYLITE 80

A8-1 / A8-2

Inserts for PSC4-01, PSC5-01, CARRYLITE 55, CARRYLITE 80



- Inserts for horizontal installation



Technical data

Product data	
Colour of body	
Colour of fittings	
Cover material	
Weight	
Dimensions	
Depth	
Width	
Height	
Note	

EINSATZ A7-1 CL55	EINSATZ A9-1 CL55	EINSATZ A9-2 CL55
Natural	Natural	Natural
28 GRM	15 GRM	20 GRM
109 mm	55 mm	109 mm
79 mm	39 mm	39 mm
47 mm	47 mm	47 mm

EINSATZ A8-1 CL55	EINSATZ A8-2 CL55
Natural	Natural
21.6 GRM	27.39 GRM
79 mm	157 mm
55 mm	55 mm
47 mm	47 mm

Ordering data

Version
Note

Type	Qty.	Order No.
EINSATZ A7-1 CL55	1	9028450000
EINSATZ A9-1 CL55	50	9202020000
EINSATZ A9-2 CL55	1	9203260000

Type	Qty.	Order No.
EINSATZ A8-1 CL55	100	9028460000
EINSATZ A8-2 CL55	1	9028420000

Inserts

Inserts

Transparent, loose-packed compartment inserts for individual interior layouts.

- Resistant to oils, acids and alkalis
- Made from unbreakable polypropylene

BA7-1 / BA8-1

Inserts for PSC80

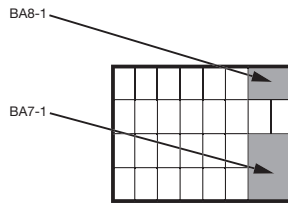


BA8-1

- Divider for horizontal installation

BA7-1

- Divider for vertical installation



Technical data

Product data
Colour of body
Colour of fittings
Cover material
Weight
Dimensions
Depth
Width
Height
Note

EINSATZ BA7-PSC 80	EINSATZ BA8-PSC 80
Natural	Natural
43 GRM	26 GRM
109 mm	55 mm
79 mm	79 mm
69 mm	69 mm

Ordering data

Version
Note

Type	Qty.	Order No.
EINSATZ BA7-PSC 80	1	9202320000
EINSATZ BA8-PSC 80	1	9202310000

Assortment boxes and cases

- Body of case made from unbreakable polypropylene
- Portable and uncluttered storage in minimum space
- With 2 sturdy sliding catches
- Assortment cases and boxes can be placed upright and can be stacked safely without any sliding
- Can be subdivided with inserts
- U-section grid in cover and base holds the inserts in position and ensures sorted contents remain sorted
- Transparent polycarbonate cover
- Excellent shock resistance!
- With ergonomic carry handle

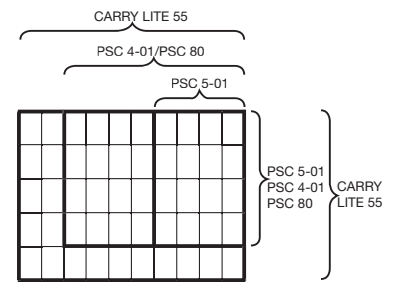
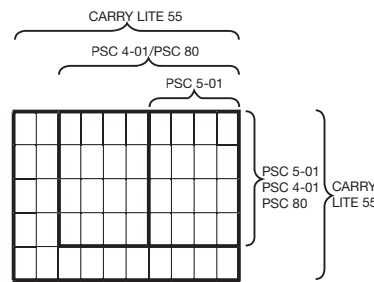
PSC4-01 / PSC 80

Assortment case, empty



CARRYLITE 55 / CARRYLITE 80

Assortment case, empty



Technical data

Product data
Colour of body
Colour of fittings
Cover material
Weight
Dimensions
Depth
Width
Height
Note

KOFFER PSC4-01	KOFFER PSC80 PC
Anthracite	Anthracite
orange	orange
Polycarbonate	Polycarbonate
548 GRM	569 GRM
261 mm	261 mm
338 mm	338 mm
56 mm	78 mm

KOFFER CARRY LITE 55	KOF CARRYLITE 80
Anthracite	Anthracite
orange	orange
Polycarbonate	Polycarbonate
952 GRM	1040 GRM
330 mm	330 mm
413 mm	413 mm
57 mm	79 mm

Ordering data

Version
Note


Type	Qty.	Order No.
KOFFER PSC4-01	1	9028860000
KOFFER PSC80 PC	1	9202330000

Type	Qty.	Order No.
KOFFER CARRY LITE 55	1	9202000000
KOF CARRYLITE 80	1	1309580000



PSC 5-01

Assortment box, empty



KOFFER PSC5-01 PP
Anthracite
orange
Polypropylene
226 GRM
195 mm
241 mm
56 mm

Type	Qty.	Order No.
KOFFER PSC5-01 PP	1	9202010000

Automatic machines

Automatic machines	Klippon® Automated RailAssembler	J.2
	Wire Processing Center (WPC)	J.4
	Introduction automatic machines	J.10
	Cable cutting machines	J.16
	Automatic strippers	J.17
	Stripping and crimping machines	J.19

Your advantage through innovative technologies

The cost-effective system for fully automated terminal block assembly




Maximum flexibility

The universal magazines can be loaded with various components due to its universal design. Hereby maximum flexibility in operation is guaranteed. The machine has a total of 48 magazine positions for components as well as 20 positions for pre cut mounting rails.



Reliable quality

A continuous use of planning data from eCAD programs is possible through the Weidmüller Configurator (WMC). Due to the omission of the manual production steps, error potentials are minimized.




Contour robust gripper

Due to the adaptive gripper even complex component geometries can be handled robustly. Thus, the application range of the machine is maximized.



Optimized handling

Due to the generous storage capacity of the magazines filling processes are reduced to a minimum while also avoiding open quantities. Furthermore, the magazines already enable a fixed hold of individual components during the loading procedure. Consequently, the components cannot fall over on the magazine.



Matching assortment

Based on the Weidmüller standard markers a suitable portfolio of the Klippon® Connect A-Series with pre-assembled markers is available. In combination with the Klippon® Automated RailLaser for fully automatic marking, the full optimization potential can be reached.



Consistent transparency

The consistent software support during all work steps assists the operator and ensuring transparency on the order status.

Perfect for
200.000
terminal blocks
per year



J

Technical data

Supply voltage	400V AC / 16 A / 3.25 kW
Dimensions machine (W × H × D)	2400 x 2100 x 2100 mm
Dimensions output platform (W × H × D)	2100 x 1400 x 1250 mm
Installation area (W × D)	5700 x 5700 mm
Weight	2200 + 200 kg output platform
Interfaces	USB, Ethernet
Software	Weidmüller Configurator WMC
Mounting rail length	100 -1200 mm
Component magazine positions	48
Mounting rail magazine positions	20
Compressed air supply	6 bar / 1m³/h

Ordering data

Type	Order No.
RAILASSEMBLER	2738690000

More technical details and further labelling systems can be found at our website.



The Wire Processing Center in detail

Consistent system for semi-automated cable assembly

The modular WPC combines all advantages of the individual components such as cable processing machines and industrial printers in a holistic, process-oriented approach. Thus creating significant value adding benefits for the panel builders.

The WPC can be either implemented directly as a complete systems approach or step by step - starting firstly with single individual machines - evolving to the systems approach later on.

The Software-driven one-piece-flow processing of jobs
guides the user safely through the the finishing process. The software controls all connected devices and visualises all process step

24" touch display
Illustration of software-driven job processing, incl. intuitive handling

Simple editing or adding of orders
through different user profiles with different access rights

Optional multiple feed of the automatic cutting machine
up to 12 conductors can be pre-installed for further processing

The mobile cable feeding wagon
is the ideal complement for the WPC and safely transports up to 12 different conductors to the cutting machine.

Mobile workstation
moving to different places within the production facility



The compact bundling

module gives the worker the option to easily bundle the finished conductors in a certain order for the subsequent wiring step

Integration of several machines and printers in the WPC, depending on the application – e.g. one or more CUTFIX PRO, CUTFIX PRO FEEDER, CRIMPFIX R VARIO, CA 100 DUO, or THM MultiMark

Stand-alone function of all devices

all machines and printers can be used in its single functionality

Further customizing options

thanks to the open profile system and additional connections for USB, mains and compressed air



Handling-Video:

Wire Processing Center

<http://www.weidmueller.com/wpc-handling>

Wire Processing Center

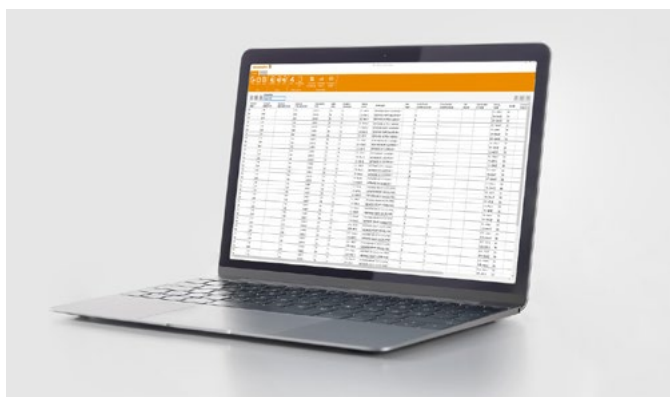
The flexible all-rounder with a wide variety of possible applications for use



High flexibility with consistently high quality




Intelligent user guidance and easy operation



Planning software WPC tool



Customizing and stockpiling



Bundling module for finished conductors



Cable feeding wagon

The Wire Processing Center (WPC) combines the highest quality standards and efficiency gains with low cost and time expenditure. Software-controlled, semi-automated cable assembly speeds up the production process significantly and guarantees the highest quality requirements.

Consistent data consistency, including consistency checks in the WPC tool, automated processing in the one-piece flow concept on the WPC itself, as well as outstanding flexibility through the use of all individual devices in stand-alone mode are the basis for efficiency gains.



Excellent quality

The WPC offers consistently high quality through the use of semiautomated machines.



Effiziente Zeitersparnis

The use of automatic machines decreases processing times and thus contributes to a general increase in manufacturing process efficiency.



High flexibility

Individual components of the WPC can be removed easily and quickly from the process sequence and used with their individual functions in stand-alone mode.



Multiple feeding unit

Up to 12 conductors can be installed at the multiple feeding unit and bring flexibility and efficiency to the next level and thereby the overall degree of automatization.



Bundling module

Optional bundling module to pass the finished conductors in a certain order for the subsequent wiring step.



Cable feeding wagon

Transport wagon and storage module for up to 8 cables on roll and 4 big boxes for safe transport of the conductors to the cutting machine.



WPC-Tool

Planning software with integrated consistency check

The planning software WPC tool is the link between data planning and processing in production. The eCAD data can be imported into the WPC tool in different ways. In addition to manual entry, the data can also be read directly from Eplan, Zuken E3 or WSCAD. There is also the option to transfer the CSV files (also generated from other eCAD programs) to the planning software.

Weidmüller provides a suitable template with a corresponding arrangement of the individual parameters. This can also be used to process data from existing Excel files. Before the data is transferred to the WPC (via the network or a USB stick), a consistency check is carried out which checks all core parameters, such as cable length, wire end processing, number and labelling data, for completeness. This ensures reliable processing of the cable jobs on the WPC.

Visualisierung der Jobs am Touch Display



100% accurate data

- Length
- Processing of the cable ends
- Quantity
- Marking data

WPC
TOOL

WPC Tool (Planning software)


- Plausibility check
- Smart data enrichment

ECAD

Multiple input options for transferring CAE data to the WPC

- EPLAN, Zuken E3, WSCAD or ECAD programs
- CSV-file
- Manuel

J




Wire Processing Center









Technical data

Crimping length	Cross-section range	Electrical connection	Compressed-air connection
8/10 mm	0.5 - 2.5 mm ² (~AWG 20-14)	100 - 240 V / 50/60 Hz / 16 VA	5.5 bar

Ordering data

Products	Description of article	Order No.
 Wire Processing Center (WPC)	Modular system for cable assembly with integrated software (workshop trolley, Cutfix PRO, Crimpfix R VARIO, THM MultiMark), 230 V	2634120000
Wire Processing Center Feeder (WPC)	Modular system for cable assembly with integrated software (workshop trolley, Cutfix PRO FEEDER, Crimpfix R VARIO, THM MultiMark), 230 V	2816420000
Wire Processing Center (WPC) 115 V	Modular system for cable assembly with integrated software (workshop trolley, Cutfix PRO, Crimpfix R VARIO, THM MultiMark), 115 V	2728490000
Wire Processing Center Feeder (WPC) 115 V	Modular system for cable assembly with integrated software (workshop trolley, Cutfix PRO FEEDER, Crimpfix R VARIO, THM MultiMark), 115 V	2816430000

Ordering data

Products	Description of article	Order No.
 WPC WAGON	Workshop trolley (empty trolley with display, panel, shelving system for wire end ferrules and markers)	2634140000
WPC WAGON 115V	Workshop trolley (empty trolley with display, panel, shelving system for wire end ferrules and markers)	2728480000
 WPC KBZF A	Cable entry Option A	2666380000
 WPC KBZF B	Cable entry Option B	2666390000
 WPC GFSN	Gripper tray station	2666400000
 WPC FEEDING	Cable feeding wagon for the cutting machine	2901930000
 WPC BUNDLER	Bundling module for finished conductors	2901940000
 WPC CABINET	Cabinet for the WPC	2883890000
 WPC DISPLAY	24" touch display for the WPC	2883900000

More technical details and further labelling systems can be found in our online catalogue.



Our Weidmüller solution in action

Semi automation in panel building

We talk to André Rose of BN Automation about using the Wire Processing Center

BN Automation AG specialises in automation, data solutions and IT, looking for profitable, assisted solutions. „We had spent a long time looking for assisted solutions for cable assembly“, explains André Rose, Head of Panel Building at BN Automation AG.

By using the WPC, quality has been improved compared to the cables that were previously laboriously assembled by hand.

Read more on our website:

www.weidmueller.com/success-stories-wps



Semi-automated cable assembly for simple and precise cutting to length CUTFIX PRO FEEDER: Fast. Flexible. Electric.

The growing demand of many customers for faster availability, increasing quality, and higher cost efficiency pose major challenges for control cabinet construction. Semi-automated solutions from Weidmüller increase speed, efficiency, and flexibility in all aspects of cable confection.

The purely electrically operated CUTFIX PRO and CUTFIX PRO FEEDER enable simple and precise cutting to length of flexible conductors in the cross-section range 0.08 to 10.00 mm² (AWG 40-8). The cutting jobs can be read in with the included software or entered quickly and easily on the display of the machine. In addition, the machine can be easily integrated into Weidmüller's modular Wire Processing Center (WPC) for even greater effectiveness.

Special features:

- Compact automatic cutting machine in robust design.
- Touch display for easy handling and visualisation
- Optionally addable multiple feeder


Optional multiple feed

The CUTFIX PRO can optionally be extended with a multiple feeder to the CUTFIX PRO FEEDER. This provides additional advantages in terms of efficiency and flexibility in stand-alone operation and when integrated into the Weidmüller Wire Processing Center (WPC).



Simple operation

The 5-inch touch display of the CUTFIX PRO makes it easy to operate and is so clear that you can keep an eye on all the machine's cutting jobs.

**Compact design**

The extremely compact CUTFIX PRO only has the footprint of an A4 page and can therefore be used flexibly even in confined spaces. Its robust metal components ensure a long service life.



Handling-Video:

CUTFIX PRO FEEDER

<http://www.weidmueller.com/cutfix-pro-feeder-handling>

Higher level of automation for standardised stripping and crimping

The progressive automation of individual work steps and processes has now become a key factor with respect to sustainable corporate success. Shortened installation times translate into minimised production costs, enhanced added value and thus greater corporate competitiveness.

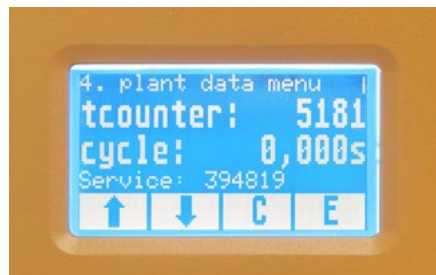
We at Weidmüller have been developing stripping, crimping and cutting machines for more than 30 years. We make sure that they satisfy ever-growing industrial requirements, with pioneering standards and innovative ideas. Our latest generation of machines are distinct in that they are especially ease to use and feature robust designs.

The new CRIMPFIX R VARIO allows for the reliable processing of wire end ferrules on reels. All cross-sections from 0.5 up to 2.5 mm² (AWG 20 – 14) have been pre-installed and allow for optimal operating convenience with changing cross-sections.





Touchscreen display

Display of counter readings (daily, total and service counters). One-touch switching of the cross-sections on the display.




Loading of wire end ferrules

Simultaneous setting of all five cross-sections. Combined insert with Weidmüller wire end ferrules (standard and special collar sizes).

**Robust design**

The new more robust design extends the service life of the automatic machines as well as the maintenance intervals.









Handling-Video:

Crimpfix R Vario

<http://www.weidmueller.com/crimpfix-r-vario-handling>

You are streamlining your manufacturing processes







Our automatic machines optimise installation times

	Cutting machine		Stripping machine		Stripping and crimping machines		
	CUTFIX PRO / CUTFIX PRO FEEDER	POWERSTRIPPER 6 / POWERSTRIPPER 16	POWERSTRIPPER AM12	CRIMPFIX ECO	CRIMPFIX R	CRIMPFIX R VARIO	
							
Order number	2797190000/2797200000	9028510000/9028480000	1534740000	2833890000	9028500000	2580000000	
Electrical connections	100 - 240 V 50 - 60 Hz	100 - 240 V 50 - 60 Hz	100 - 240 V 50 - 60 Hz	100 - 240 V 50 - 60 Hz	100 - 240 V 50 - 60 Hz	100 - 240 V 50 - 60 Hz	
Cycle time	max. 10 m/ sec.	0.5 sec.	3.0 sec.	< 1,5 sec.	1.5 sec.	< 2 sec.	
Insertion length	-	22 mm + crimping length	80 mm	35 mm	35 mm	27mm + crimping length	
Pull of length	-	3 - 20 mm	20 - 120 mm				
Quantity in total per year	up to 200,000			up to 80,000	up to 400,000	up to 400,000	
	CUTFIX PRO	CF PRO FEEDER	PS 6	PS 16			
0.14 mm ² / AWG 26	x	-	x	-	-	-	
0.25 mm ² / AWG 24	x	-	x	-	-	-	
0.34 mm ² / AWG 22	x	-	x	-	-	-	
0.5 mm ² / AWG 20	x	x	x	-	x	x	
0.75 mm ² / AWG 18	x	x	x	-	x	x	
1.0 mm ² / AWG 17	x	x	x	-	x	x	
1.5 mm ² / AWG 16	x	x	x	-	x	x	
2.5 mm ² / AWG 14	x	x	x	x	x	x	
4.0 mm ² / AWG 12	x	x	x	x	-	-	
6.0 mm ² / AWG 10	x	x	x	x	-	-	
10.0 mm ² / AWG 8	x	x	-	x	-	-	
16.0 mm ² / AWG 6	-	-	-	x	-	-	
Cable types	PVC, MTW, THHN, MTE, AWG, UL halogen free other soft/medium and hard insulation.	PVC, MTW, THHN, MTE, AWG, UL halogen free other soft/medium and hard insulation.	PVC, MTW, THHN, MTE, AWG, UL halogen free other soft/medium and hard insulation.	PVC	PVC, MTW, THHN, MTE, AWG, UL halogen free other soft/medium and hard insulation.	PVC, MTW, THHN, MTE, AWG, UL halogen free other soft/medium and hard insulation.	
Ferrule type	-			Ferrules on reel	Ferrules on reel	Ferrules on reel	
S type with bigger plastic collar	-			-	x	x	
Longer and shorter ferrules	-			-	-	x	
Ferrules without plastic collar	-			-	-	-	
Twin ferrules	-			-	-	-	
Crimping length	-			Standard 8 mm	Standard 8 mm	8 and 10 mm	
Wire crimp shape	-			Trapezoidal	Trapezoidal optional PZ 3	Trapezoidal optional PZ 3	
Air pressure	Electrical driven	Electrical driven	5 - 5.5 bar	Electrical driven	5 - 5.5 bar	5 - 5.5 bar	
Minor customer service	200,000 cycles	500,000 cycles		100,000 cycles	400,000 cycles	400,000 cycles	
Major customer service				250,000 cycles	800,000 cycles	800,000 cycles	
Dimension in mm	305 x 250 x 250 / 305 x 365 x 250	295 x 190 x 190 / 295 x 190 x 230	230 x 254 x 520	230 x 323 x 188	330 x 390 x 430	485 x 335 x 565	
Weight	10 kg / 13.5 kg	8.8 kg / 11 kg	17 kg	11 kg	23 kg	22 kg	
Changeover ferrule size	CUTFIX PRO = manually CUTFIX PRO FEEDER = Software controlled	Turn blad adjustment knob	4-fold blade can be adjusted to the appropriate diameter by rotation	Change reel of ferrules, mechanical changeover for cross-section change	Change reel of ferrules	No mechanical changes needed for varying cross sections. Simple touch one display. Easy adjustment for different crimping length.	
Other	Optional retrofitting of the CUTFIX PRO to the CUTFIX PRO FEEDER possible in the WM Service Interface for integration into the Wire Processing Center available	Optional versions possible after prior evaluation: • special stripping blades • special lengths	V-radius knife Dimensions of the 4-fold-blade: 3.49mm / 4.37 mm / 6.20 mm / 7.70 mm		Optional magazine for 5 rolls can be retrofitted (Order No. 2443370000)	Interface for integration into the Wire Processing Center available	



UL-certified crimp connection

The UL certification for our crimped, insulated wire- end ferrules means that Weidmüller has opened up an amazing number of possible applications for use around the world. The UL approval is valid for wire- end ferrules, manual tools and crimping machines from Weidmüller, as an overall system.

						Crimping machine	
CRIMPFIX L/ CRIMPFIX LS	CRIMPFIX LZ	CA 100 C	CA 100 2.5 CA 100 10	CA 100 DUO	CA Indent	POWERCRIMPER 6.0	
							
9028530000 / 9028540000	9027310000	On request	On request	2740900000	On request	2634310000	
100 - 240 V	100 - 240 V	100 - 240 V	100 - 240 V	100 - 240 V /	100 - 240 V	100 - 240 V	
50 - 60 Hz	50 - 60 Hz	50 - 60 Hz	50 - 60 Hz	50 - 65 Hz	50 - 60 Hz	50 - 60 Hz	
1.5 sec.	1.5 sec.	1.5 sec.	2.5 sec.	2.5 - 3 sec.	2.5 sec.	1.0 sec.	
35mm/27mm+crimping length	35 mm	16 mm + crimping length	28 mm + crimping length	28 mm + crimping length	36 mm	13 mm + crimping length	
up to 400,000	up to 400,000	up to 1,000,000	up to 1,000,000	up to 1,000,000	up to 1,000,000	up to 400,000	
-	-	-	CA 100 2.5	CA 100 10	-	-	
-	-	x	-	-	x	-	
-	-	x	-	-	x	-	
x	x	-	x	-	x	x	
x	x	-	x	-	x	x	
x	x	-	x	-	x	x	
x	-	-	x	-	x	x	
-	-	-	x	x	optional	x	
-	-	-	-	x	optional	x	
-	-	-	-	x	optional	-	
-	-	-	-	optional	-	-	
PVC, MTW, THHN, MTE, AWG, UL halogen free other soft/medium and hard insulation.	PVC, MTW, THHN, MTE, AWG, UL halogen free other soft/medium and hard insulation.	PVC, MTW, THHN, MTE, AWG, UL halogen free other soft/medium and hard insulation. Can be equipped with V-radius blades for special cables as well.	PVC, MTW, THHN, MTE, AWG, UL halogen free other soft/medium and hard insulation. Can be equipped with V-radius blades for special cables as well.	PVC, MTW, THHN, MTE, AWG, UL halogen free other soft/medium and hard insulation. Can be equipped with V-radius blades for special cables as well.	PVC, MTW, THHN, MTE, AWG, UL halogen free other soft/medium and hard insulation. Can be equipped with V-radius blades for special cables as well.	Independent of conductor insulation.	
Loose AEH	Loose AEH	Loose ferrules	Loose ferrules	Loose ferrules	HDC, HD and optional HE	Loose ferrules	
x	x	-	optional	-	-	x	
-	x	-	x	x	x	x	
-	-	-	optional	optional	-	x	
-	-	x	optional	-	-	x	
8 mm	6, 8 and 10 mm	8 mm	6 and 8 mm	6, 8, 10, 12 mm	8, 10, 12 and 18 mm	6 - 18 mm	
Trapezoidal optional PZ 3	Trapezoidal	Trapezoidal optional PZ 3	Quadro optional Trapezoidal	Trapezoidal optional Quadro	Trapezoidal	4 Indent Square	
5 - 5.5 bar	5 - 5.5 bar	5 - 5.5 bar	5 - 5.5 bar	5 - 5.5 bar	5 - 5.5 bar	5 - 5.5 bar	
400,000 cycles	400,000 cycles	-	-	-	-	400,000 cycles	
800,000 cycles	800,000 cycles	1,000,000 cycles	1,000,000 cycles	1,000,000 cycles	1,000,000 cycles	800,000 cycles	
330 x 390 x 430	330 x 390 x 430	260 x 390 x 390	530 x 400 x 460	550 x 415 x 440	530 x 400 x 460	165 x 504 x 240	
31 kg	31 kg	23 kg	40 kg	40 kg	40 kg	11.5 kg	
Change ferrules Change oscillating conveyor Adjust single unit; LS: Adjust mechanics	Change ferrules Change oscillating conveyor Adjust single unit Change filler	Change ferrules Change holding unit Change oscillating conveyor Change single unit Adjust mechanic	Different tooling changes necessary per cross section, Adjust mechanic	Different tooling changes necessary per cross section combination, Adjust mechanic	Holding unit pin and socket and wire fixing unit	Turning the setting wheel	
Order number AEH pot: • 1440540000 (0.5 - 1.5mm ² /AWG20-16) • 1440550000 (1.5 - 2.5mm ² /AWG16-14)		Order number conversion kits: • 1314530000 (0.14mm ² /AWG26) • 1314520000 (0.25mm ² /AWG24) • 1314510000 (0.34mm ² /AWG22)	Order number AEH pot: • 1477050000 (0.5 - 1.0mm ² /AWG20-17) • 1447040000 (1.5 - 2.5mm ² /AWG16-14)	Order number conversion kits: • 2769020000 (4+6mm ² /AWG12+10) • 2769030000 (4+10mm ² /AWG12+8)	Further types of contacts possible after evaluation		

Cable cutting machines

CUTFIX PRO

Cable cutting machine



The purely electrical driven CUTFIX PRO enables a simple and precise cutting of flexible conductors in the range of 0.08 - 10mm² (AWG 40-8). Cuttings jobs can be easily transmitted via the containing software or simply being added at the display of the automatic machine.

- Compact design and high robustness
- Usability and visualisation
- Optional multiple feeding unit
- Implementation into Weidmüller Wire Processing Center (WPC)



CUTFIX PRO FEEDER

Cable cutting machine with multiple feeding unit



The purely electrical driven CUTFIX PRO FEEDER enables a simple and precise cutting of flexible conductors in the range of 0.08 - 10mm² (AWG 40-8). Cuttings jobs can be easily transmitted via the containing software or simply being added at the display of the automatic machine. The implemented multiple feeding unit enables to process up to 12 conductors.

- Compact design and high robustness
- Usability and visualisation
- Interfaces for WPC approach

Technical data

CUTFIX PRO

Cutting capacity	
Flexible	0.08 - 10 mm ² (AWG 28-8)
Solid	0.08 - 2.5 mm ² (AWG 28-14)
Aperture	Max. 8 mm outer Ø
Feed rate	1.0 m/sek
Display	5" Touch Display
Length preselection	1 mm to 999999 mm
Memory	For up to 9.999 cutting jobs
Interface	USB A, USB B, Network, Serial
Software	For data transfer to PC
Electrical connection	100-240 V AC; 50/60 Hz
Connected load	100 VA
Dimensions D x W x H (mm)	250 x 300 x 250 mm
Weight	Approx. 10 kg

Ordering data

Type	Qty.	Order No.
CUTFIX PRO	1	2797190000
URS FEEDING UNIT CF PRO	1	on request

Technical data

CUTFIX PRO FEEDER

Cutting capacity	
Flexible	0.08 - 10 mm ² (AWG 28-8)
Solid	0.08 - 2.5 mm ² (AWG 28-14)
Aperture	flexible 11x 0.5 - 2.5 mm ² (AWG 20-14), 1x 4 - 10 mm ² (AWG 12-8)
Feed rate	1.0 m/sek
Display	5" Touch Display
Length preselection	1 mm to 999999 mm
Memory	For up to 9.999 cutting jobs
Interface	USB A, USB B, Network, Serial
Software	For data transfer to PC
Electrical connection	100-240 V AC; 50/60 Hz
Connected load	100 VA
Dimensions D x W x H (mm)	370 x 300 x 250 mm
Weight	Approx. 13.5 kg

Ordering data

Type	Qty.	Order No.
CUTFIX PRO FEEDER	1	2797200000

Automatic strippers

- Stripping of stranded wires according to DIN VDE 0295, Cl. 5
- Partial stripping; the insulation remains on the wire end.
- No need to change tools
- Electric drive
- For small and medium-sized batches
- Precise adjustment possible through touch display
- Day and total unit counter ensures production monitoring

Automatic machines are designed to process wires acc. to DIN VDE 0295/5, DIN VDE 0281/102 and DIN VDE 0281/103.

Processing of other wire types on request.

Powerstripper 6.0

0.05 ... 6.0 mm²



Powerstripper 6.0

- Quick and easy adjustment to the respective cross-section
- Stripping length: 3...20 mm
- Min. conductor length: 22 mm + stripping length
- Max outer diameter 5mm

Powerstripper 16.0

2.5...16.0 mm²



Powerstripper 16.0

- Quick and easy adjustment to the respective cross-section
- Stripping length: 3...20 mm
- Min. conductor length: 22 mm + stripping length
- Max outer diameter 8 mm

Technical data

Specification
Stripping range
Conductor length, min.
Pull-off length
Pulse time
Electrical connection
Tool data
Depth / Width / Height
Weight
Note

Ordering data

Version
Note

Accessories

Spare blade
Note

POWERSTRIPPER 6,0
0.05 - 6.0 mm ² (~AWG 30-10)
22 mm + stripping length
3-20 mm
approx. 0.5 s
100-240 V / 50/60 Hz / 70 VA
295 / 190 / 190 mm
8.8 kg

Type	Qty.	Order No.
POWERSTRIPPER 6,0	1	9028510000

Type	Qty.	Order No.
AIMESA V	1	9050180000

POWERSTRIPPER 16,0
2.5 - 16 mm ² (~AWG 14-6)
22 mm + stripping length
3-20 mm
approx. 1.5 s
100-240 V / 50/60 Hz / 100 VA
295 / 190 / 230 mm
11 kg

Type	Qty.	Order No.
POWERSTRIPPER 16,0	1	9028480000

Type	Qty.	Order No.
AIMESA V	1	9050180000

Automatic strippers

Automatic strippers

- Electro-pneumatic drive
- Precise sheath stripping on conductors with various insulation types
- Very easy to use

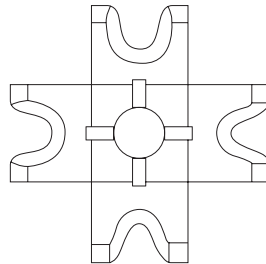
Powerstripper AM 12

3.5...11.9 mm



Powerstripper AM 12

- Stripping a cable with an outside diameter of 3.5 ... 11.9 mm
- Use of wire cross-sections with adapted V-radius blades
- Infinitely variable adjustment of sheath stripping and pull-off lengths between 25 and 120 mm
- Low weight and compact design
- Easy blade replacement
- 4-fold star-blade for various conductor diameters, V-Radius blades in 3.49 / 4.37 / 6.20 / 7.70 mm



Technical data

Specification	POWERSTRIPPER AM 12
Insertion length	80 mm
Min./max. stripping area	3.5 mm-11.90
Min./max. stripping length	25-120
Pull-off length	20 - 120 mm
Electrical connection	100 - 240 V / 50/60 Hz / 16 VA
Compressed-air connection	5 - 5.5 bar
Pulse time	approx. 3 s
Tool data	
Depth / Width / Height	230 / 254 / 520 mm
Weight	17 kg
Note	

Ordering data

Version	Type	Qty.	Order No.
	POWERSTRIPPER AM 12	1	1534740000
Note			

Accessories

Type	Qty.	Order No.
4-FOLD BLADE PS AM 12	1	2819820000
For POWERSTRIPPER AM 12 from serial number 2019.		
Note		

Stripping and crimping machines

CRIMPFIX ECO:

- Purely electrically driven for processing harmonised PVC conductors
- Crimping range of 0.5 – 2.5 mm² (AWG 20 - 14)
- Weidmüller wire-end ferrules on reel
- Adjustable stripping blades
- Integrated day, total and service counter
- No tool change required when changing the cross-section range
- Simple modification of the machine parameters for the entire crimping range

Powercrimper 6.0:

- Powercrimper 6.0 is an automatic crimping machine for the crimping range 0.5 - 6 mm² (AWG 20 - 10)

Powercrimper 6.0

0.5 ... 2.5 mm²



Powercrimper 6.0

- Flexible applications in wire-end ferrule processing
- Short pulse times and easy handling
- Robust and a long service life
- Ferrules with and without plastic collar 0.5 - 6 mm² (AWG 20-10)
- Twin ferrules 0.5 - 6 mm² (AWG 20-10)
- Air pressure necessary

CRIMPFIX ECO

0.5 ... 6 mm²



CRIMPFIX ECO

- Pure electrical driven crimping machine for harmonized PVC cables
- Crimping range 0.5 - 2.5 mm² / AWG20 - 14
- WM ferrules on reel (L2 = 8 mm)
- Crimp shape: trapezoidal
- 5 crimp stations with aligned stripping parameters
- Implemented daily, total and service counter (250.000 cycles)
- No change of components necessary for varying cross-sections
- Simple changes of machine parameters for different cross-sections

Technical data

Specification
Stripping range
Crimping length
Pulse time
Cross-section range
Electrical connection
Compressed-air connection
Tool data
Depth / Width / Height
Weight
Note

Ordering data

Version
Note

POWERCRIMPER 6.0
0.5-6 mm ² (AWG 20-)
6 - 18 mm
approx. 1 s
0.5...6 mm ²
100 - 240 V / 50/60 Hz / 16 VA
5 - 5.5 bar
405 / 165 / 240 mm
15.848 g

Type	Qty.	Order No.
POWERCRIMPER 6.0	1	2634310000

CRIMPFIX ECO
0.5 - 2.5 mm ² (~AWG 20-14)
8 mm
approx. 1.5 s
0.5...2.5 mm ²
100-240 V / 50/60 Hz / 100 VA
323 / 230 / 188 mm
12.496 g

Type	Qty.	Order No.
CRIMPFIX ECO	1	2833890000

You can find wire end ferrules in chapter K.

Stripping and crimping machines

Stripping and crimping machines

- For wire end ferrules with plastic collar on reel
- Conductor stripping and crimping in one step
- Quick adjustment to the required cross-section range
- Change of tools not necessary, therefore efficient and time-saving processing

Automatic machines are designed to process wires according to DIN VDE 0295/5, DIN VDE 0281/102 and DIN VDE 0281/103.

Processing of other wire types on request.

CRIMPFIX R

0.5 ... 2.5 mm²

CRIMPFIX R

- 0.5 - 2.5 mm² / AWG 20-14
- Variable processing of wire end ferrules on reel with standard collar and special size
- Crimping length 8 mm
- Crimping shape PZ 3 optional
- No tool-change required
- 5-fold magazine accessible available



CRIMPFIX MAGAZINE

CRIMPFIX R VARIO

0.5 ... 2.5 mm²

CRIMPFIX R VARIO

- 0.5 - 2.5 mm² / AWG 20-14
- Variable processing of wire end ferrules on reel with standard collar and special size
- Crimping length 8 - 10 mm
- Crimping shape PZ 3 optional
- Very simple and uncomplicated operation via touch display
- Magazine filling with 23,000 wire-end ferrules for direct processing

Technical data

Specification
Stripping range
Crimping length
Pulse time
Cross-section range
Electrical connection
Compressed-air connection
Tool data
Depth / Width / Height
Weight
Note

Ordering data

Version
Note

CRIMPFIX R
0.5 - 2.5 mm ² (~AWG 20-14)
8 mm
approx. 1 s
0.5...2.5 mm ²
100-240 V / 50/60 Hz / 25 VA
5 - 5.5 bar
330 / 390 / 430 mm
23 kg

Type	Qty.	Order No.
CRIMPFIX R	1	9028500000
CRIMPFIX MAGAZIN	1	2443370000
You can find wire end ferrules in chapter K.		

CRIMPFIX R VARIO
0.5 - 2.5 mm ² (~AWG 20-14)
8/10 mm
approx. 2 s
0.5...2.5 mm ²
100 - 240 V / 50/60 Hz / 16 VA
5 - 5.5 bar
485 / 335 / 565 mm
22 kg

Type	Qty.	Order No.
CRIMPFIX R VARIO	1	2580000000
CRIMPFIX R VARIO PZ3		2912420000
You can find wire end ferrules in chapter K.		

Stripping and crimping machines

- For loose-packed wire-end ferrules with plastic collar
- Conductor stripping and crimping in one step
- Oscillating conveyor for grabbing free wire-end ferrules
- Quick adjustment to the required cross-section range
- Change of tools not necessary, therefore efficient and time-saving processing

Automatic machines are designed to process wires according to DIN VDE 0295/5, DIN VDE 0281/102 and DIN VDE 0281/103.

Processing of other wire types on request.

CRIMPFIX L / CRIMPFIX LS

0.5...2.5 mm²



CRIMPFIX L/LS

- Change of tools not necessary
- Short pulse times
- Processing also of special wire-end ferrules with a large plastic collar
- Crimp shape: trapezoidal; optional PZ3 crimp
- Crimping length: CRIMPFIX L: 8 mm, CRIMPFIX LS: 6, 8 and 10 mm
- Electric/pneumatic drive
- Fully electronic control
- For medium-sized batches

CRIMPFIX LZ

2 x 0.5...2 x 1.5 mm²



CRIMPFIX LZ

For twin wire-end ferrules

- Crimping quality in accordance with DIN 46228
- Change of tools not necessary
- Short pulse times
- Crimping length 8 mm
- Electric/pneumatic drive
- Fully electronic control
- For medium-sized batches

Technical data

Specification
Stripping range
Crimping length
Pulse time
Cross-section range
Electrical connection
Compressed-air connection
Tool data
Depth / Width / Height
Weight
Note

Ordering data

Version
Note

CRIMPFIX L	CRIMPFIX LS
0.5 - 2.5 mm ² (~AWG 20-14)	0.5 - 2.5 mm ² (~AWG 20-14)
8 mm	6/8/10 mm
approx. 1 s	approx. 1 s
0.5...2.5 mm ²	0.5...2.5 mm ²
100-240 V / 50/60 Hz / 110 VA	100-240 V / 50/60 Hz / 110 VA
5 - 5.5 bar	5 - 5.5 bar
330 / 390 / 460 mm	330 / 390 / 460 mm
31 kg	31 kg

Type	Qty.	Order No.
CRIMPFIX L	1	9028530000
CRIMPFIX L PZ3	1	1243790000
CRIMPFIX LS	1	9028540000
CRIMPFIX LS PZ3	1	9025300000
Wire end ferrules: see section K		

CRIMPFIX LZ
2 x 0.5 - 2 x 1.5 mm ² (~AWG 2x20 - 2x16)
8 mm
approx. 1 s
0.5...1.5 mm ²
100-240 V / 50/60 Hz / 110 VA
5 - 5.5 bar
330 / 390 / 460 mm
31 kg

Type	Qty.	Order No.
CRIMPFIX LZ	1	9027310000
Wire end ferrules: see section K		

Stripping and crimping machines

Stripping and crimping machines

- For loose-packed wire-end ferrules with plastic collar
- Conductor stripping and crimping in one step
- Oscillating conveyor for grabbing free wire-end ferrules
- Quick adjustment to the required cross-section range via touch display

Automatic machines are designed to process wires according to DIN VDE 0295/5, DIN VDE 0281/102 and DIN VDE 0281/103.

Processing of other wire types on request.

CA 100 DUO

6-10 mm²

- Processing range from 6 to 10 mm² (optional 4 mm²) in one work step
- Processing of WM wire-end ferrules of various crimping lengths (L2 = 8, 10, 12 und 18 mm)
- Change of tools not necessary
- Selection of the cross section via touch display

CA 100 DUO S

4-6 mm²

- Processing range from 4 to 6 mm² (optional 10 mm²) in one work step
- Processing of WM wire-end ferrules of various crimping lengths (L2 = 8, 10, 12 und 18 mm)
- Change of tools not necessary
- Selection of the cross section via touch display

J

Technical data

Specification
Stripping range
Crimping length
Pulse time
Electrical connection
Compressed-air connection
Tool data
Depth / Width / Height
Weight
Note

Ordering data

Version
Note

Accessories

Adjustment Set
Adjustment Set
Note

CA 100 DUO
6 - 10 mm ² (4 mm ² opt.) / AWG 10-8 (AWG 12 opt.)
6 - 18 mm
approx. 3 s
100-240 V / 50/60 Hz / 100 VA
5 - 5.5 bar
550 / 415 / 440 mm
40 kg

Type	Qty.	Order No.
CA 100 DUO	1	2740900000
Wire end ferrules: see section K		

Type	Qty.	Order No.
URS CA 100 DUO 4-6MM ²	1	2769020000
URS CA 100 DUO 4-10MM ²	1	2769030000

CA 100 DUO S
4 - 6 mm ² (10 mm ² opt.) / AWG 12-10 (AWG 8 opt.)
6 - 18 mm
approx. 3 s
100-240 V / 50/60 Hz / 100 VA
5 - 5.5 bar
550 / 415 / 440 mm
40 kg

Type	Qty.	Order No.
CA 100 DUO S	1	2912430000
Wire end ferrules: see section K		

Type	Qty.	Order No.
URS CA 100 DUO S 4+10 MM	1	2912440000
URS CA 100 DUO S 6+10 MM	1	2912450000

CA 100 C0.14...0.34 mm²

The CA 100 C ("Compact") is an electro-pneumatic, modular crimping machine used to efficiently process unconnected (bulk-packed) ferrules with plastic collars. It is used for wires with small cross-sections of 0.14 to 0.34 mm² (AWG 26 to 22).

- For processing small cross-sections from 0.14 to 0.34 mm² (AWG 26 to 22), with 6/8 mm crimping lengths
- The removable control panel makes it convenient to operate and adjust.
- Simple, user-friendly menu navigation and touch-screen display
- Daily piece-part counter
- Short insertion length: 22 mm
- Tool is easy to change
- Quick setup and re-tooling
- Short cycle times: 1.5 s
- Compact design
- Electro-pneumatic
- Optional processing of wire end ferrules without plastic collar possible
- in processing range of 0.14 - 0.75 mm² * (AWG 26 - 18) possible
- Crimping shape trapezoidal

Technical data

	CA 100 C
Crimping range	0.14 ... 0.34 mm ² (AWG 26...22)
Crimping lengths	6 ... 8 mm
Connection	100 - 240 V / 50 - 60 Hz / 100 VA
Drive	pneumatic
Compressed air connection	5 - 5.5 bar
Processing time	1.5 s
Size W x D x H	260 x 390 x 390
Weight	23 kg

Ordering data

Type	Qty.	Order No.
CA 100 C	1	on request

Note on ordering

In order to precisely determine the required conversion tool, you will need the exact specifications for both the wire end ferrules being processed and the conductors being processed.

Detailed quotation available on request. Ferrules see chapter K

CA 100/2.50.34...4 mm²

The CA 100/2.5 is an electro-pneumatic-driven automatic stripper and crimper for time-saving and efficient processing of loose-packed wire end ferrules. It is designed for stationary preparation of medium-sized batches of conductors. The machine is characterised by rapid and simple operation.

- Stripping and crimping in one operation
- Electro-pneumatic drive
- Stripping and crimping range 0.34 ... 4 mm² (AWG 22 to 12)
- Processes ferrules of various lengths
- Rapid and easy conversion
- Vibration feeder takes loose ferrules
- Optional processing of wire end ferrules without plastic collar possible
- Crimping shape quadro

Technical data

	CA 100/2,5
Crimping range	0.34 ... 4 mm ² (AWG 22...12) (using respective tool)
Crimping lengths	6 ... 12 mm
Connection	100 - 240 V / 50 - 60 Hz / 100 VA
Drive	pneumatic
Compressed air connection	5 - 5.5 bar
Processing time	approx. 2.5 s
Crimping	Quadrocrimp
Size W x D x H	530 x 400 x 460
Weight	40 kg
Options	Trapezoidal crimp tool

Ordering data

Type	Qty.	Order No.
CA 100/2.5	1	on request

Note on ordering

In order to precisely determine the required conversion tool, you will need the exact specifications for both the wire end ferrules being processed and the conductors being processed.

Detailed quotation available on request. Ferrules see chapter K

Stripping and crimping machines

CA 100/10

4...10 mm²

The CA 100/10 is an electropneumatic powered automatic stripper and crimper for time-saving and rational processing of loose wire end ferrules. It has been developed for the assembly of medium series cables in stationary areas. The automatic machines feature quick and easy handling.

- Stripping and crimping in one operation
- Electropneumatic drive
- Stripping and crimping in a range of 4 to 10 mm² (AWG 12 - 8)
- Processing of wire end ferrules of various crimping length
- Quick and easy retooling
- Oscillating conveyor to hold loose wire end ferrules
- Optional processing of wire end ferrules without plastic collar possible

CA Indent

0.14...2.5 mm²

The CA Indent is an electro-pneumatic-driven automatic stripper and crimper for processing loose-packed, turned male and female contacts. The contacts are fed automatically via an oscillating conveyor set-up. Conductors and contacts in the 0.34 ... 2.5 mm² range (AWG 22 to 14) can be crimped normally with an indent crimp shape, in compliance with MIL C-22520/1-01. The settings for stripping and crimp depth are motor-driven. The values can be saved in 50 different programs. The keyboard is used for configuration and programming. Important data, functions and errors are shown on the LCD display. With the help of the appropriate tools, the automatic crimper may be converted to various contacts and/or conductors.

- Stripping and crimping in one operation
- Electro-pneumatic drive
- Strips and crimps 0.14 - 2.5 mm² (AWG 26-14)
- Processes loose twisted pin and socket contacts
- Weidmüller HDC-C-HD/HE contacts further contacts on request
- Rapid and simple change-over
- Vibration-feeder takes 500 loose machined contacts
- Indent crimp conforms with MIL C-22520/1-01
- Program memory for 50 contact variations
- Stripping and crimping dimensions adjusted by means of electric motor

Technical data

	CA 100/10
Crimping range	4 ... 10 mm ² (AWG 12...8) (with usage of the respective tool set)
Crimping lengths	6...18 mm
Connection	100 - 240 V / 50 - 60 Hz / 100 VA
Drive	Electropneumatic
Compressed-air connection	5 - 5.5 bar
Pulse time	approx. 2.5 sec.
Crimping	Trapezoidal crimp
Dimensions W x D x H (mm)	530 x 400 x 460
Weight	40 kg
Options	Quadrocrimp tool: for a perfectly square four-sided crimp

Ordering data

Type	Qty.	Order No.
CA 100/10	1	on request

Note on ordering

In order to precisely determine the required conversion tool, you will need the exact specifications for both the wire end ferrules being processed and the cables being processed.

We can send you a detailed offer upon request. Ferrules see chapter K

Technical data

	CA Indent
Stripping range	0.14 ... 2.5 mm ² / (AWG 26-14)
Connection	100 - 240 V / 50 - 60 Hz / 185 VA
Drive	pneumatic
Compressed air connection	5 - 5.5 bar
Processing time	approx. 2.5 s
Size W x D x H	450 x 490 x 420
Weight	40 kg

Ordering data

Type	Qty.	Order No.
CA Indent	1	on request

Note on ordering

The machine is set up using sample contacts to suit the user's requirements. For this we need the name of the manufacturer, the type designation and the cross-sections of the contacts.

Detailed quotation available on request. Additional accessories can be found in our Heavy-Duty Connectors Catalogue.

Wire end ferrules and insulated connectors

Wire end ferrules and insulated connectors	Introduction	K.2
	Wire end ferrules with plastic collars	K.4
	Twin wire end ferrules with plastic collars	K.10
	Wire end ferrules for short-circuit-proof and earth-fault-proof cables	K.13
	Wire end ferrules with plastic collars, special sizes	K.14
	Wire end ferrules without plastic collar	K.16
	Assortment of wire end ferrules	K.18
	Introduction to the insulated connectors	K.20
	Insolated connectors with flared isolation	K.21

Wire end ferrules and insulated connectors

Weidmüller stocks a comprehensive range of wire end ferrules and insulated cable lugs for immediate supply.

Wire end ferrules

Wire end ferrules ensure the long-term quality of electrical connections. Another advantage is their usefulness during installation. The wide range of products embraces wire end ferrules with or without plastic collars and twin wire end ferrules in all the colours normally required by users.



Insulated cable lugs

Insulated cable lugs ensure the long-term quality of electrical connections. Most of the products in the range (apart from the butt connectors) have a conical inlet. This guarantees optimum entry of the conductor as the strands are automatically centred.



CSA - US certification

The following wire end ferrules are CSA-US certified:



- Unconnected wire end ferrules (bulk-packaged) from 0.14 mm² to 50 mm² (~ AWG 26 - 1)
- Twin wire end ferrules from 2 x 0.5 mm² to 2 x 16 mm² (~ AWG 20 - 6)
- Special wire end ferrules for use in small wire chambers and with AWG wires
- Tape-packaged wire end ferrules on reels, or on belt, from 0.5 mm² to 2.5 mm² (~ AWG 20 - 14)
- Un-insulated wire end ferrules from 0.14 mm² to 50 mm²

UL certification

The following ferrules have a UL certification in conjunction with our hand tools and automatic machines:



- Unconnected wire end ferrules (bulk packaged) from 0.14 mm² to 50 mm² (~ AWG 26 - 1)

Tools

Tools for insulated cable lugs

Tool	Order No.	0.5 - 1.5	Type of contact 1.5 - 2.5	4.0 - 6.0
CTI 6	9006120000	●	●	●
CTI 6 G	9202850000	●	●	●
HTI 15	9014400000	●	●	●
Station		red	blue	yellow

Crimping tools for ferrules

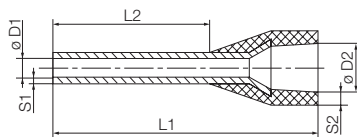
	PZ 1.5	stripax® plus 2.5	PZ 3	PZ 4	PZ 6 Roto L	PZ 6 Roto	PZ 6/5	PZ 10 HEX	PZ 10 SQR	PZ 16	PZ 50
	Order No.										
	9005990000	9020000000	0567300000	9012500000	1444050000	9014350000	9011460000	1445070000	1445080000	9012600000	9006450000
Ferrule mm ²											
H 0.14	●				●	●			●		
H 0.25	●				●	●	●	●	●		
H 0.34	●				●	●	●	●	●		
H 0.5	●	● ¹	●	●	●	●	●	●	●		
H 0.75	●	● ¹	●	●	●	●	●	●	●		
H 1.0	●	● ¹	●	●	●	●	●	●	●		
H 1.5	●	● ¹	●	●	●	●	●	●	●		
H 2.5		● ¹	●	●	●	●	●	●	●		
H 4.0			●	●	●	●	●	●	●		
H 6.0			●		●	●	●	●	●	●	
H 10.0								●	●	●	
H 16.0										●	
H 25.0											●
H 35.0											●
H 50.0											●

●¹ = ferrules in strip form only

Twin wire end ferrules are to be crimped according to the following table:

Tool	Order No.	H 0.5	H 0.75	H 1.0	H 1.5	Ferrules H 2.5	H 4.0	H 6.0	H 10.0	H 16.0
PZ 1.5	9005990000	●	●							
PZ 3	0567300000	●	●	●	●	●				
PZ 4	9012500000	●	●	●	●	●				
PZ 6 Roto	9014350000	●	●	●	●	●	●			
PZ 6 Roto L	1444050000	●	●	●	●	●	●			
PZ 6/5	9011460000		●	●	●	●	●			
Station		1,5 mm ²	1,5 mm ²	2,5 mm ²	2,5 mm ²	4 mm ²	6 mm ²			
PZ 10 HEX	1445070000	●	●	●	●	●	●	●		
PZ 10 SQR	1445080000	●	●	●	●	●	●	●		
PZ ZH 16	9013600000							●	●	●

Wire end ferrules with plastic collars



- Polypropylene conical entry funnel
- Heat-resistant up to 105°C

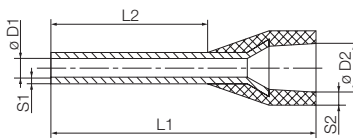
For conductors from 0.25-150 mm² (AWG 24-300MCM)
Material E-Cu, electro-galvanised
Dimensional tolerance acc. to DIN 46228 Part 4

Weidmüller colour code

Packed loose



Type	Ø mm ²	AWG	L1	L2	D1	D2	S1	S2	Stripping length	Colour	Qty.	Order No.
H0,25/10 HBL	0.25	AWG 24	10.00	6	0.8	1.8	0.15	0.25	8	Light Blue	500	9025740000
H0,25/12 HBL	0.25	AWG 24	12.00	8	0.8	1.8	0.15	0.25	10	Light Blue	500	9025760000
H0,34/10 TK	0.34	AWG 22	10.00	6	0.8	2	0.15	0.25	8	Turquoise	500	9025750000
H0,34/12 TK	0.34	AWG 22	12.00	8	0.8	2	0.15	0.25	10	Turquoise	500	9025770000
H0,5/12 OR	0.5	AWG 20	12.00	6	1	2.6	0.15	0.25	8	orange	500	0409500000
H0,5/14 OR	0.5	AWG 20	14.00	8	1	2.6	0.15	0.25	10	orange	500	0690700000
H0,5/14 OR SP	0.5	AWG 20	14.00	8	1	2.6	0.15	0.2	10	orange	100	1476230000
H0,5/16 OR	0.5	AWG 20	16.00	10	1	2.6	0.15	0.25	12	orange	500	9025870000
H0,5/18 OR	0.5	AWG 20	18.00	12	1	2.6	0.15	0.25	14	orange	500	1076980000
H0,75/12 W	0.75	AWG 18	12.00	6	1.2	2.8	0.15	0.25	8	white	500	0409600000
H0,75/14 W	0.75	AWG 18	14.00	8	1.2	2.8	0.15	0.25	10	white	500	0462900000
H0,75/14 W SP	0.75	AWG 18	14.00	8	1.2	2.8	0.15	0.25	10	white	100	1476240000
H0,75/16 W	0.75	AWG 18	16.00	10	1.2	2.8	0.15	0.25	12	white	500	9025860000
H0,75/18 W	0.75	AWG 18	18.00	12	1.2	2.8	0.15	0.25	14	white	500	9025910000
H1,0/12 GE	1	AWG 17	12.00	6	1.4	3	0.15	0.25	8	yellow	500	0409700000
H1,0/14 GE	1	AWG 17	14.00	8	1.4	3	0.15	0.25	10	yellow	500	0463000000
H1,0/14 GE SP	1	AWG 17	14.00	8	1.4	3	0.15	0.25	10	yellow	100	1476250000
H1,0/16 GE	1	AWG 17	16.00	10	1.4	3	0.15	0.25	12	yellow	500	9025950000
H1,0/18 GE	1	AWG 17	18.00	12	1.4	3	0.15	0.25	15	yellow	500	9025930000
H1,5/14 R	1.5	AWG 16	14.00	8	1.7	3.5	0.15	0.25	10	red	500	0463100000
H1,5/14 R SP	1.5	AWG 16	14.00	8	1.7	3.5	0.15	0.25	10	red	100	1476270000
H1,5/16 R	1.5	AWG 16	16.00	10	1.7	3.5	0.15	0.25	12	red	500	0635100000
H1,5/24 R	1.5	AWG 16	24.00	18	1.7	3.5	0.15	0.25	20	red	500	0565600000
H2,5/15D BL	2.5	AWG 14	15.00	8	2.2	4.2	0.15	0.25	10	blue	500	9019160000
H2,5/15D BL SP	2.5	AWG 14	15.00	8	2.2	4.2	0.15	0.25	10	blue	100	1476280000
H2,5/19D BL	2.5	AWG 14	19.00	12	2.2	4.2	0.15	0.25	14	blue	500	9019170000
H2,5/25D BL	2.5	AWG 14	25.00	18	2.2	4.2	0.15	0.25	20	blue	500	9019180000
H4,0/18D GR	4	AWG 12	18.00	10	2.8	4.8	0.2	0.3	12	grey	500	9019190000
H4,0/18D GR SP	4	AWG 12	18.00	10	2.8	4.8	0.2	0.3	12	grey	100	1476290000
H4,0/20D GR	4	AWG 12	20.00	12	2.8	4.8	0.2	0.3	14	grey	500	9019200000
H4,0/26D GR	4	AWG 12	26.00	18	2.8	4.8	0.2	0.3	20	grey	100	9019210000
H6,0/20 SW	6	AWG 10	20.00	12	3.5	6.3	0.2	0.3	14	black	100	0533500000
H6,0/26 SW	6	AWG 10	26.00	18	3.5	6.3	0.2	0.3	20	black	100	0565700000
H10,0/22 EB	10	AWG 8	22.00	12	4.5	7.6	0.2	0.4	15	ivory	100	0534200000
H10,0/28 EB	10	AWG 8	28.00	18	4.5	7.6	0.2	0.4	21	ivory	100	0565800000
H16,0/22 GN	16	AWG 6	22.00	12	5.8	8.8	0.2	0.4	15	green	100	0565900000
H16,0/28 GN	16	AWG 6	28.00	18	5.8	8.8	0.2	0.4	21	green	100	0566000000
H25,0/30 BR	25	AWG 3	30.00	16	7.3	11.2	0.2	0.4	18	brown	50	0317000000
H25,0/36 BR	25	AWG 3	36.00	22	7.3	11.2	0.2	0.4	24	brown	50	0317100000
H35,0/30 BE	35	AWG 2	30.00	16	8.3	12.7	0.2	0.4	19	beige	50	0317200000
H35,0/39 BE	35	AWG 2	39.00	25	8.3	12.7	0.2	0.4	28	beige	50	0317300000
H50,0/36 OLIV	50	AWG 1	36.00	20	10.3	15	0.3	0.5	26	Olive green	50	0444200000
H70,0/37 GE	70	AWG 2/0	37.00	21	12.7	16	0.35	0.6	26	yellow	25	9028200000
H95,0/44 R	95	AWG 3/0	44.00	25	14.7	18	0.35	0.6	31	red	25	9028210000
H120,0/50 BL	120	AWG 4/0	50.00	30	16.5	21	0.5	0.7	36	blue	25	9028220000
H150,0/54 GE	150	AWG 300 MCM	54.00	32	18.5	23.5	0.5	0.75	38	yellow	25	9028230000



- Polypropylene conical entry funnel
- Heat-resistant up to 105°C

For conductors from 0.14-4 mm² (AWG 26-12)
Material E-Cu, electro-galvanised
Dimensional tolerance acc. to DIN 46228 Part 4

Weidmüller colour code

In multi-pack bag



Type	Ø mm ²	AWG	L1	L2	D1	D2	S1	S2	Stripping length	Colour	Qty.	Order No.
H0,14/10 GR SV	0.14	AWG 26	10.00	6	0.6	1.5	0.15	0.25	8	● grey	500	9005180000
H0,14/12 GR SV	0.14	AWG 26	12.00	8	0.6	1.5	0.15	0.25	10	● grey	500	9028240000
H0,25/10 HBL SV	0.25	AWG 24	10.00	6	0.8	1.8	0.15	0.25	8	● Light Blue	500	9026050000
H0,25/12 HBL SV	0.25	AWG 24	12.00	8	0.8	1.8	0.15	0.25	10	● Light Blue	500	9025780000
H0,34/10 TK SV	0.34	AWG 22	10.00	6	0.8	2	0.15	0.25	8	● Turquoise	500	9026030000
H0,34/12 TK SV	0.34	AWG 22	12.00	8	0.8	2	0.15	0.25	10	● Turquoise	500	9025790000
H0,5/12 OR SV	0.5	AWG 20	12.00	6	1	2.6	0.15	0.25	8	● orange	500	9028260000
H0,5/14 OR SV	0.5	AWG 20	14.00	8	1	2.6	0.15	0.25	10	● orange	500	9026060000
H0,5/16 OR SV	0.5	AWG 20	16.00	10	1	2.6	0.15	0.25	12	● orange	500	9028270000
H0,75/12 W SV	0.75	AWG 18	12.00	6	1.2	2.8	0.15	0.25	8	○ white	500	9028280000
H0,75/14 W SV	0.75	AWG 18	14.00	8	1.2	2.8	0.15	0.25	10	○ white	500	9026070000
H0,75/16 W SV	0.75	AWG 18	16.00	10	1.2	2.8	0.15	0.25	12	○ white	500	9028290000
H0,75/18 W SV	0.75	AWG 18	18.00	12	1.2	2.8	0.15	0.25	14	○ white	500	9028300000
H1,0/12 GE SV	1	AWG 17	12.00	6	1.4	3	0.15	0.25	8	● yellow	500	9028310000
H1,0/14 GE SV	1	AWG 17	14.00	8	1.4	3	0.15	0.25	10	● yellow	500	9026080000
H1,0/16 GE SV	1	AWG 17	16.00	10	1.4	3	0.15	0.25	12	● yellow	500	9028320000
H1,0/18 GE SV	1	AWG 17	18.00	12	1.4	3	0.15	0.25	15	● yellow	500	9028340000
H1,5/14 R SV	1.5	AWG 16	14.00	8	1.7	3.5	0.15	0.25	10	● red	500	9026090000
H1,5/16 R SV	1.5	AWG 16	16.00	10	1.7	3.5	0.15	0.25	12	● red	500	9028350000
H2,5/15 BL SV	2.5	AWG 14	15.00	8	2.2	4.4	0.15	0.25	10	● blue	500	9026100000
H4,0/18 GR SV	4	AWG 12	18.00	10	2.8	4.8	0.2	0.3	12	● grey	250	9026010000

Weidmüller colour code

Strips of linked wire end ferrules



Type	Ø mm ²	AWG	L1	L2	D1	D2	S1	S2	Stripping length	Colour	Qty.	Order No.
H0,5/14 OR BD	0.5	AWG 20	14.00	8	1	2.6	0.15	0.25	10	● orange	500	9004270000
H0,75/14 W BD	0.75	AWG 18	14.00	8	1.2	2.8	0.15	0.25	10	○ white	500	9004290000
H1,0/14 GE BD	1	AWG 17	14.00	8	1.4	3	0.15	0.25	10	● yellow	500	9004320000
H1,5/14 R BD	1.5	AWG 16	14.00	8	1.7	3.2	0.15	0.25	10	● red	500	9004340000
H2,5/14D BL BD	2.5	AWG 14	14.00	8	2.2	4.2	0.15	0.25	10	● blue	500	9004360000

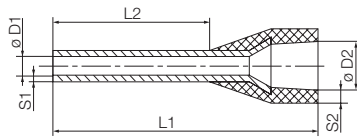
Weidmüller colour code

Reel of linked wire end ferrules



Type	Ø mm ²	AWG	L1	L2	D1	D2	S1	S2	Stripping length	Colour	Qty.	Order No.
H0,5/14 OR BD GSP	0.5	AWG 20	14.00	8	1	2.6	0.15	0.25	10	● orange	5000	9005810000
H0,5/16 OR BD GSP	0.5	AWG 20	16.00	10	1	2.6	0.15	0.25	12	● orange	5000	1476010000
H0,75/14 W BD GSP	0.75	AWG 18	14.00	8	1.2	2.8	0.15	0.25	10	○ white	5000	9005820000
H0,75/16 W BD GSP	0.75	AWG 18	16.00	10	1.2	2.8	0.15	0.25	12	○ white	5000	1476030000
H1,0/14 GE BD GSP	1	AWG 17	14.00	8	1.4	3	0.15	0.25	10	● yellow	5000	9005830000
H1,0/16 GE BD GSP	1	AWG 17	16.00	10	1.4	3	0.15	0.25	12	● yellow	5000	1476040000
H1,5/14 R BD GSP	1.5	AWG 16	14.00	8	1.7	3.5	0.15	0.25	10	● red	5000	9005840000
H1,5/16 R BD GSP	1.5	AWG 16	16.00	10	1.7	3.5	0.15	0.25	12	● red	5000	1476050000
H2,5/14D BL BD GSP	2.5	AWG 14	14.00	8	2.2	4.2	0.15	0.25	10	● blue	3000	9005850000
H2,5/16D BL BD GSP	2.5	AWG 14	16.00	10	2.2	4.2	0.15	0.25	12	● blue	3000	1476060000

Wire end ferrules with plastic collars



- Polypropylene conical entry funnel
- Heat-resistant up to 105 °C

For conductors from 0,14-25 mm² (AWG 26-3)
 Material E-Cu, electro-galvanised
 Dimensional tolerance acc. to DIN 46228 Part 4

DIN colour code

Packed loose



Type	Ø mm ²	AWG	L1	L2	D1	D2	S1	S2	Stripping length	Colour	VG*	Qty.	Order No.
H0,5/12D W	0.5	AWG 20	12.00	6	1	2.6	0.15	0.25	8	○ white	T 20A 001 A	500	9019000000
H0,5/14D W	0.5	AWG 20	14.00	8	1	2.6	0.15	0.25	10	○ white	T 20A 002 A	500	9019010000
H0,5/14D W SP	0.5	AWG 20	14.00	8	1	2.6	0.15	0.25	10	○ white	T 20A 002 A	100	1476300000
H0,5/16D W	0.5	AWG 20	16.00	10	1	2.6	0.15	0.25	12	○ white	T 20A 003 A	500	9019020000
H0,5/18D W	0.5	AWG 20	18.00	12	1	2.6	0.15	0.25	14	○ white	T 20A 003 A	500	1076990000
H0,75/12D GR	0.75	AWG 18	12.00	6	1.2	2.8	0.15	0.25	8	● grey	T 20A 005 A	500	9019030000
H0,75/14D GR	0.75	AWG 18	14.00	8	1.2	2.8	0.15	0.25	10	● grey	T 20A 004 A	500	9019040000
H0,75/16D GR	0.75	AWG 18	16.00	10	1.2	2.8	0.15	0.25	12	● grey	T 20A 006 A	500	9019050000
H0,75/18D GR	0.75	AWG 18	18.00	12	1.2	2.8	0.15	0.25	14	● grey	T 20A 007 A	500	9019060000
H1,0/12D R	1	AWG 17	12.00	6	1.4	3	0.15	0.25	8	● red	T 20A 008 A	500	9019070000
H1,0/14D R	1	AWG 17	14.00	8	1.4	3	0.15	0.25	10	● red	T 20A 009 A	500	9019080000
H1,0/14D R SP	1	AWG 17	14.00	8	1.4	3	0.15	0.25	10	● red	T 20A 009 A	100	1476320000
H1,0/16D R	1	AWG 17	16.00	10	1.4	3	0.15	0.25	12	● red	T 20A 010 A	500	9019100000
H1,0/18D R	1	AWG 17	18.00	12	1.4	3	0.15	0.25	15	● red	T 20A 011 A	500	9019110000
H1,5/14D SW	1.5	AWG 16	14.00	8	1.7	3.5	0.15	0.25	10	● black	T 20A 012 A	500	9019120000
H1,5/14D SW SP	1.5	AWG 16	14.00	8	1.7	3.5	0.15	0.25	10	● black	T 20A 012 A	100	1476330000
H1,5/16D SW	1.5	AWG 16	16.00	10	1.7	3.5	0.15	0.25	12	● black	T 20A 013 A	500	9019130000
H1,5/18D SW	1.5	AWG 16	18.00	12	1.7	3.5	0.15	0.25	15	● black	T 20A 014 A	500	9019140000
H1,5/24D SW	1.5	AWG 16	24.00	18	1.7	3.5	0.15	0.25	20	● black	T 20A 015 A	500	9019150000
H2,5/15D BL	2.5	AWG 14	15.00	8	2.2	4.2	0.15	0.25	10	● blue	T 20A 017 A	500	9019160000
H2,5/15D BL SP	2.5	AWG 14	15.00	8	2.2	4.2	0.15	0.25	10	● blue	T 20A 017 A	100	1476280000
H2,5/19D BL	2.5	AWG 14	19.00	12	2.2	4.2	0.15	0.25	14	● blue	T 20A 017 A	500	9019170000
H2,5/25D BL	2.5	AWG 14	25.00	18	2.2	4.2	0.15	0.25	20	● blue	T 20A 018 A	500	9019180000
H4,0/18D GR	4	AWG 12	18.00	10	2.8	4.8	0.2	0.3	12	● grey	T 20A 019 A	500	9019190000
H4,0/20D GR	4	AWG 12	20.00	12	2.8	4.8	0.2	0.3	14	● grey	T 20A 020 A	500	9019200000
H4,0/26D GR	4	AWG 12	26.00	18	2.8	4.8	0.2	0.3	20	● grey	T 20A 021 A	100	9019210000
H6,0/20D GE	6	AWG 10	20.00	12	3.5	6.3	0.2	0.3	14	● yellow	T 20A 022 A	100	9019220000
H6,0/26D GE	6	AWG 10	26.00	18	3.5	6.3	0.2	0.3	20	● yellow	T 20A 023 A	100	9019230000
H10,0/22D R	10	AWG 8	22.00	12	4.5	7.6	0.2	0.4	15	● red	T 20A 024 A	100	9019240000
H10,0/28D R	10	AWG 8	28.00	18	4.5	7.6	0.2	0.4	21	● red	T 20A 025 A	100	9019250000
H16,0/22D BL	16	AWG 6	22.00	12	5.8	8.8	0.2	0.4	15	● blue	T 20A 026 A	100	9019260000
H16,0/28D BL	16	AWG 6	28.00	18	5.8	8.8	0.2	0.4	21	● blue	T 20A 027 A	100	9019270000
H25,0/30D 16 GE	25	AWG 3	30.00	16	7.3	11.2	0.2	0.4	18	● yellow	T 20A 028 A	50	9019280000
H25,0/36D GE	25	AWG 3	36.00	22	7.3	11.2	0.2	0.4	24	● yellow	T 20A 030 A	50	9019300000
H35,0/30D 16 R	35	AWG 2	30.00	16	8.3	12.7	0.2	0.4	19	● red	T 20A 031 A	50	9019310000
H35,0/32D R	35	AWG 2	32.00	18	8.3	12.7	0.2	0.4	19	● red	T 20A 032 A	50	9019320000
H35,0/39D R	35	AWG 2	39.00	25	8.3	12.7	0.2	0.4	28	● red	T 20A 033 A	50	9019330000
H50,0/41D BL	50	AWG 1	41.00	25	10.3	15	0.3	0.5	31	● blue	T 20A 035 A	50	9019350000
H50,0/36D BL	50	AWG 1	36.00	20	10.3	15	0.3	0.5	26	● blue	T 20A 034 A	50	9019340000

DIN colour code

In multi-pack bag



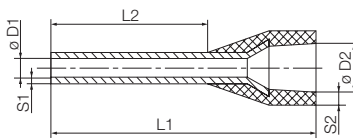
Type	Ø mm ²	AWG	L1	L2	D1	D2	S1	S2	Stripping length	Farbe	VG*	Qty.	Order No.
H0,5/14D W SV	0.5	AWG 20	14.00	8	1	2.6	0.15	0.25	10	○ weiß	T 20A 002 A	500	9019400000
H0,75/14D GR SV	0.75	AWG 18	14.00	8	1.2	2.8	0.15	0.25	10	● grau	T 20A 005 A	500	9019410000
H1,0/14D R SV	1	AWG 17	14.00	8	1.4	3	0.15	0.25	10	● rot	T 20A 009 A	500	9019420000
H1,5/14D SW SV	1.5	AWG 16	14.00	8	1.7	3.5	0.15	0.25	10	● schwarz	T 20A 012 A	500	9019430000
H2,5/15 BL SV	2.5	AWG 14	15.00	8	2.2	4.4	0.15	0.25	10	● blau	T 20A 017 A	500	9026100000
H4,0/18 GR SV	4	AWG 12	18.00	10	2.8	4.8	0.2	0.3	12	● grau	T 20A 019 A	250	9026010000

DIN colour code

Strips of linked wire end ferrules



Type	Ø mm ²	AWG	L1	L2	D1	D2	S1	S2	Stripping length	Farbe	VG*	Qty.	Order No.
H0,5/14D W BD	0.5	AWG 20	14.00	8	1	2.6	0.15	0.25	10	○ weiß	T 20A 002 A	500	9004280000
H0,75/14D GR BD	0.75	AWG 18	14.00	8	1.2	2.8	0.15	0.25	10	● grau	T 20A 005 A	500	9004300000
H1,0/14D R BD	1	AWG 17	14.00	8	1.4	3	0.15	0.25	10	● rot	T 20A 009 A	500	9004330000
H1,5/14D SW BD	1.5	AWG 16	14.00	8	1.7	3.5	0.15	0.25	10	● schwarz	T 20A 012 A	500	9004350000
H2,5/14D BL BD	2.5	AWG 14	14.00	8	2.2	4.2	0.15	0.25	10	● blau	T 20A 017 A	500	9004360000



- Polypropylene conical entry funnel
- Heat-resistant up to 105 °C

For conductors from 0.5-2.5 mm² (AWG 20-14)
Material E-Cu, electro-galvanised
Dimensional tolerance acc. to DIN 46228 Part 4

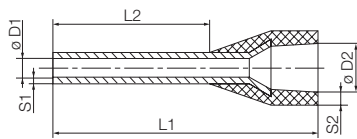
DIN colour code

Reel of linked wire end ferrules



Type	Ø mm ²	AWG	L1	L2	D1	D2	S1	S2	Stripping length	Colour	Qty.	Order No.
H0,5/14D W BD GSP	0.5	AWG 20	14.00	8	1	2.6	0.15	0.25	10	○ white	5000	9005860000
H0,5/16D W BD GSP	0.5	AWG 20	16.00	10	1	2.6	0.15	0.25	12	○ white	5000	1476070000
H0,75/14D GR BD GSP	0.75	AWG 18	14.00	8	1.2	2.8	0.15	0.25	10	● grey	5000	9005870000
H0,75/16D GR BD GSP	0.75	AWG 18	16.00	10	1.2	2.8	0.15	0.25	12	● grey	5000	1476080000
H1,0/14D R BD GSP	1	AWG 17	14.00	8	1.4	3	0.15	0.25	10	● red	5000	9005880000
H1,0/16D R BD GSP	1	AWG 17	16.00	10	1.4	3	0.15	0.25	12	● red	5000	1476090000
H1,5/14D SW BD GSP	1.5	AWG 16	14.00	8	1.7	3.5	0.15	0.25	10	● black	5000	9005890000
H1,5/16D SW BD GSP	1.5	AWG 16	16.00	10	1.7	3.5	0.15	0.25	12	● black	5000	1476100000
H2,5/14D BL BD GSP	2.5	AWG 14	14.00	8	2.2	4.2	0.15	0.25	10	● blue	3000	9005850000
H2,5/16D BL BD GSP	2.5	AWG 14	16.00	10	2.2	4.2	0.15	0.25	12	● blue	3000	1476060000

Wire end ferrules with plastic collars



- Polypropylene conical entry funnel
- Heat-resistant up to 105 °C

For conductors from 0,14-25 mm² (AWG 26-3)
 Material E-Cu, electro-galvanised
 Dimensional tolerance acc. to DIN 46228 Part 4

Other colour code

Packed loose



Type	Ø mm ²	AWG	L1	L2	D1	D2	S1	S2	Stripping length	Colour	Qty.	Order No.
H0,25/10T GE	0.25	AWG 24	10.00	6	0.8	1.8	0.15	0.25	8	● yellow	500	9021010000
H0,25/12T GE	0.25	AWG 24	12.00	8	0.8	1.8	0.15	0.25	10	● yellow	500	9021020000
H0,5/12D W	0.5	AWG 20	12.00	6	1	2.6	0.15	0.25	8	○ white	500	9019000000
H0,5/14D W	0.5	AWG 20	14.00	8	1	2.6	0.15	0.25	10	○ white	500	9019010000
H0,5/16D W	0.5	AWG 20	16.00	10	1	2.6	0.15	0.25	12	○ white	500	9019020000
H0,5/18D W	0.5	AWG 20	18.00	12	1	2.6	0.15	0.25	14	○ white	500	1076990000
H0,75/12T HBL	0.75	AWG 18	12.00	6	1.2	2.8	0.15	0.25	8	● Light Blue	500	9021030000
H0,75/14T HBL	0.75	AWG 18	14.00	8	1.2	2.8	0.15	0.25	10	● Light Blue	500	9021040000
H0,75/16T HBL	0.75	AWG 18	16.00	10	1.2	2.8	0.15	0.25	12	● Light Blue	500	9021050000
H0,75/18T HBL	0.75	AWG 18	18.00	12	1.2	2.8	0.15	0.25	14	● Light Blue	500	9021060000
H1,0/12D R	1	AWG 17	12.00	6	1.4	3	0.15	0.25	8	● red	500	9019070000
H1,0/14D R	1	AWG 17	14.00	8	1.4	3	0.15	0.25	10	● red	500	9019080000
H1,0/16D R	1	AWG 17	16.00	10	1.4	3	0.15	0.25	12	● red	500	9019100000
H1,0/18D R	1	AWG 17	18.00	12	1.4	3	0.15	0.25	15	● red	500	9019110000
H1,5/14D SW	1.5	AWG 16	14.00	8	1.7	3.5	0.15	0.25	10	● black	500	9019120000
H1,5/16D SW	1.5	AWG 16	16.00	10	1.7	3.5	0.15	0.25	12	● black	500	9019130000
H1,5/18D SW	1.5	AWG 16	18.00	12	1.7	3.5	0.15	0.25	15	● black	500	9019140000
H1,5/24D SW	1.5	AWG 16	24.00	18	1.7	3.5	0.15	0.25	20	● black	500	9019150000
H2,5/15T GR	2.5	AWG 14	15.00	8	2.2	4.2	0.15	0.25	10	● grey	500	9021070000
H2,5/19T GR	2.5	AWG 14	19.00	12	2.2	4.2	0.15	0.25	14	● grey	500	9021080000
H2,5/25T GR	2.5	AWG 14	25.00	18	2.2	4.2	0.15	0.25	20	● grey	500	9021090000
H4,0/18T OR	4	AWG 12	18.00	10	2.8	4.8	0.2	0.3	12	● orange	500	9021100000
H4,0/20T OR	4	AWG 12	20.00	12	2.8	4.8	0.2	0.3	14	● orange	500	9021110000
H4,0/26T OR	4	AWG 12	26.00	18	2.8	4.8	0.2	0.3	20	● orange	100	9021120000
H6,0/20T GN	6	AWG 10	20.00	12	3.5	6.3	0.2	0.3	14	● green	100	9021130000
H6,0/26T GN	6	AWG 10	26.00	18	3.5	6.3	0.2	0.3	20	● green	100	9021140000
H10,0/22T BR	10	AWG 8	22.00	12	4.5	7.6	0.2	0.4	15	● brown	100	9021150000
H10,0/28T BR	10	AWG 8	28.00	18	4.5	7.6	0.2	0.4	21	● brown	100	9021160000
H16,0/22T W	16	AWG 6	22.00	12	5.8	8.8	0.2	0.4	15	○ white	100	9021170000
H16,0/28T W	16	AWG 6	28.00	18	5.8	8.8	0.2	0.4	21	○ white	100	9021180000
H25,0/30T SW	25	AWG 3	30.00	16	7.3	11.2	0.2	0.4	18	● black	50	9021190000
H25,0/36T SW	25	AWG 3	36.00	22	7.3	11.2	0.2	0.4	24	● black	50	9021200000

Other colour code

In multi-pack bag



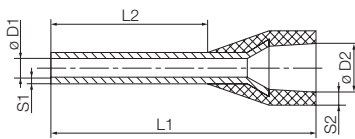
Type	Ø mm ²	AWG	L1	L2	D1	D2	S1	S2	Stripping length	Colour	Qty.	Order No.
H0,14/10T BR SV	0.14	AWG 26	10.00	6	0.6	1.5	0.15	0.25	8	● brown	500	9028250000
H0,25/10T GE SV	0.25	AWG 24	10.00	6	0.8	1.8	0.15	0.25	8	● yellow	500	9021210000
H0,25/12T GE SV	0.25	AWG 24	12.00	8	0.8	1.8	0.15	0.25	10	● yellow	500	9021220000
H0,5/14D W SV	0.5	AWG 20	14.00	8	1	2.6	0.15	0.25	10	○ white	500	9019400000
H0,75/14T HBL SV	0.75	AWG 18	14.00	8	1.2	2.8	0.15	0.25	10	● Light Blue	500	9021230000
H1,0/14D R SV	1	AWG 17	14.00	8	1.4	3	0.15	0.25	10	● red	500	9019420000
H1,5/14D SW SV	1.5	AWG 16	14.00	8	1.7	3.5	0.15	0.25	10	● black	500	9019430000
H2,5/15T GR SV	2.5	AWG 14	15.00	8	2.2	4.2	0.15	0.25	10	● grey	500	9021240000
H4,0/18T OR SV	4	AWG 12	18.00	10	2.8	4.8	0.2	0.3	12	● orange	250	9021250000

Other colour code

Strips of linked wire end ferrules



Type	Ø mm ²	AWG	L1	L2	D1	D2	S1	S2	Stripping length	Colour	Qty.	Order No.
H0,5/14D W BD	0.5	AWG 20	14.00	8	1	2.6	0.15	0.25	10	○ white	500	9004280000
H0,75/14T HBL BD	0.75	AWG 18	14.00	8	1.2	2.8	0.15	0.25	10	● Light Blue	500	9004310000
H1,0/14D R BD	1	AWG 17	14.00	8	1.4	3	0.15	0.25	10	● red	500	9004330000
H1,5/14D SW BD	1.5	AWG 16	14.00	8	1.7	3.5	0.15	0.25	10	● black	500	9004350000
H2,5/14T GR BD	2.5	AWG 14	14.00	8	2.2	4.2	0.15	0.25	11	● grey	500	9004370000



- Polypropylene conical entry funnel
- Heat-resistant up to 105 °C

For conductors from 0.5-2.5 mm² (AWG 20-14)
 Material E-Cu, electro-galvanised
 Dimensional tolerance acc. to DIN 46228 Part 4

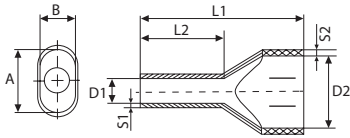
Other colour code

Reel of linked wire end ferrules



Type	Ø mm ²	AWG	L1	L2	D1	D2	S1	S2	Stripping length	Colour	Qty.	Order No.
H0,5/14D W BD GSP	0.5	AWG 20	14.00	8	1	2.6	0.15	0.25	10	○ white	5000	9005860000
H0,5/16D W BD GSP	0.5	AWG 20	16.00	10	1	2.6	0.15	0.25	12	○ white	5000	1476070000
H0,75/14T BL BD GSP	0.75	AWG 18	14.00	8	1.2	2.8	0.15	0.25	10	● Light Blue	5000	9005900000
H0,75/16T BL BD GSP	0.75	AWG 18	16.00	10	1.2	2.8	0.15	0.25	12	● Light Blue	5000	1476110000
H1,0/14D R BD GSP	1	AWG 17	14.00	8	1.4	3	0.15	0.25	10	● red	5000	9005880000
H1,0/16D R BD GSP	1	AWG 17	16.00	10	1.4	3	0.15	0.25	12	● red	5000	1476090000
H1,5/14D SW BD GSP	1.5	AWG 16	14.00	8	1.7	3.5	0.15	0.25	10	● black	5000	9005890000
H1,5/16D SW BD GSP	1.5	AWG 16	16.00	10	1.7	3.5	0.15	0.25	12	● black	5000	1476100000
H2,5/14T GR BD GSP	2.5	AWG 14	14.00	8	2.2	4.2	0.15	0.25	10	● grey	3000	9005910000
H2,5/16T GR BD GSP	2.5	AWG 14	16.00	10	2.2	4.2	0.15	0.25	12	● grey	3000	1476120000

Twin wire end ferrules with plastic collars



- Polypropylene conical entry funnel
- Heat-resistant up to 105°C

For conductors of 2 x 0.34-2 x 16 mm² (2 x AWG 22-2 x AWG6)
 Material E-Cu, electro-galvanised
 Dimensional tolerance acc. to DIN 46228 Part 4

Weidmüller colour code

Packed loose



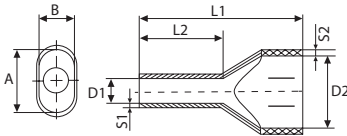
Type	Ø mm ²	AWG	L1	L2	D1	S1	S2	A	B	Stripping length	Colour	Qty.	Order No.
H0,34/15 ZH TK	0.34	AWG 22	15.00	8	1.2	0.15	0.25	3.5	2	11	● Turquoise	500	1139070000
H0,5/14 ZH OR	0.5	AWG 20	14.00	8	1.4	0.15	0.3	5	3	11	● orange	500	9037200000
H0,5/16 ZH OR	0.5	AWG 20	16.00	10	1.4	0.15	0.3	5	3	13	● orange	500	9037210000
H0,5/18 ZH OR	0.5	AWG 20	18.00	12	1.4	0.15	0.3	5	3	15	● orange	500	9037220000
H0,75/14 ZH W	0.75	AWG 18	14.00	8	1.7	0.15	0.3	5.5	3	11	○ white	500	9037230000
H0,75/16 ZH W	0.75	AWG 18	16.00	10	1.7	0.15	0.3	5.5	3	13	○ white	500	9037240000
H0,75/19S ZH W	0.75	AWG 18	19.00	12	1.7	0.15	0.3	5.5	3	21	○ white	500	9208280000
H0,75/24 ZH W	0.75	AWG 18	24.00	18	1.7	0.15	0.3	5.5	3	21	○ white	500	9037250000
H1,0/15 ZH GE	1	AWG 17	15.00	8	2	0.15	0.3	5.8	3.2	11	● yellow	500	9037260000
H1,0/15S ZH GE	1	AWG 17	15.00	8	2.3	0.15	0.3	6.5	3.6	12	● yellow	500	9018690000
H1,0/19 ZH GE	1	AWG 17	19.00	12	2	0.15	0.3	5.8	3.2	16	● yellow	500	9037270000
H1,0/25 ZH GE	1	AWG 17	25.00	18	2	0.15	0.3	5.8	3.2	22	● yellow	500	9037280000
H1,5/16 ZH R	1.5	AWG 16	16.00	8	2.2	0.15	0.3	6.5	3.6	11	● red	500	9037290000
H1,5/20 ZH R	1.5	AWG 16	20.00	12	2.2	0.15	0.3	6.5	3.6	15	● red	500	9037300000
H1,5/26 ZH R	1.5	AWG 16	26.00	18	2.2	0.15	0.3	6.5	3.6	21	● red	100	9037310000
H2,5/19D ZH BL	2.5	AWG 14	19.00	10	2.8	0.15	0.4	8	4.5	13	● blue	500	9037500000
H2,5/21D ZH BL	2.5	AWG 14	21.00	12	2.8	0.15	0.4	8	4.5	15	● blue	100	9037510000
H2,5/27D ZH BL	2.5	AWG 14	27.00	18	2.8	0.15	0.4	8	4.5	21	● blue	100	9037520000
H4,0/22D ZH GR	4	AWG 12	22.00	12	3.5	0.2	0.5	9	5.2	15	● grey	100	9037530000
H4,0/28D ZH GR	4	AWG 12	28.00	18	3.5	0.2	0.5	9	5.2	21	● grey	100	9037540000
H6,0/23 ZH SW	6	AWG 10	23.00	12	4.5	0.2	0.5	11.4	6.2	20	● black	100	9037320000
H6,0/29 ZH SW	6	AWG 10	29.00	18	4.5	0.2	0.5	11.4	6.2	24	● black	100	9037330000
H10,0/24 ZH EB	10	AWG 8	24.00	12	5.8	0.2	0.5	13.4	7.6	17	● ivory	100	9037340000
H10,0/30 ZH EB	10	AWG 8	30.00	18	5.8	0.2	0.5	13.4	7.6	23	● ivory	100	9037350000
H16,0/29 ZH GN	16	AWG 6	29.00	16	8.3	0.3	0.6	17.2	9.5	20	● green	50	9037360000
H16,0/38 ZH GN	16	AWG 6	38.00	25	8.3	0.3	0.6	17.2	9.5	29	● green	50	9037370000

Weidmüller colour code

In multi-pack bag



Type	Ø mm ²	AWG	L1	L2	D1	S1	S2	A	B	Stripping length	Colour	Qty.	Order No.
H0,5/14 ZH OR SV	0.5	AWG 20	14.00	8	1.4	0.15	0.3	5	3	11	● orange	500	9004440000
H0,75/14 ZH W SV	0.75	AWG 18	14.00	8	1.7	0.15	0.3	5.5	3	11	○ white	500	9018510000
H0,75/16 ZH W SV	0.75	AWG 18	16.00	10	1.7	0.15	0.3	5.5	3	13	○ white	500	9004900000
H1,0/15 ZH GE SV	1	AWG 17	15.00	8	2	0.15	0.3	5.8	3.2	12	● yellow	500	9018530000
H1,0/15S ZH GE SV	1	AWG 17	15.00	8	2.2	0.15	0.3	5.8	3.2	12	● yellow	500	9018650000
H1,0/19 ZH GE SV	1	AWG 17	19.00	12	2	0.15	0.3	5.8	3.2	16	● yellow	500	9004910000
H1,5/16 ZH R SV	1.5	AWG 16	16.00	8	2.2	0.15	0.3	6.5	3.6	11	● red	500	9004410000
H1,5/20 ZH R SV	1.5	AWG 16	20.00	12	2.2	0.15	0.3	6.5	3.6	15	● red	500	9004920000
H2,5/19D ZH BL SV	2.5	AWG 14	19.00	10	2.8	0.15	0.4	8	4.5	13	● blue	250	9004430000
H2,5/21D ZH BL SV	2.5	AWG 14	21.00	12	2.8	0.15	0.4	8	4.5	15	● blue	250	9004740000
H4,0/22D ZH GR SV	4	AWG 12	22.00	12	3.5	0.2	0.5	9	5.2	15	● grey	100	9004730000
H6,0/23 ZH SW SV	6	AWG 10	23.00	12	4.5	0.2	0.5	11.4	6.2	20	● black	100	9004930000
H10,0/24 ZH EB SV	10	AWG 8	24.00	12	5.8	0.2	0.5	13.4	7.6	17	● ivory	100	9004940000



- Polypropylene conical entry funnel
- Heat-resistant up to 105°C

For conductors of 2 x 0.5-2 x 16 mm² (2 x AWG 20-2 x AWG6)
Material E-Cu, electro-galvanised
Dimensional tolerance acc. to DIN 46228 Part 4

DIN colour code

Packed loose



Type	Ø mm ²	AWG	L1	L2	D1	S1	S2	A	B	Stripping length	Colour	Qty.	Order No.
H0,5/14D ZH W	0.5	AWG 20	14.00	8	1.4	0.15	0.3	5	3	11	○ white	500	9037380000
H0,5/16D ZH W	0.5	AWG 20	16.00	10	1.4	0.15	0.3	5	3	13	○ white	500	9037390000
H0,5/18D ZH W	0.5	AWG 20	18.00	12	1.4	0.15	0.3	5	3	15	○ white	500	9037400000
H0,75/14D ZH GR	0.75	AWG 18	14.00	8	1.7	0.15	0.3	5.5	3	11	● grey	500	9037410000
H0,75/16D ZH GR	0.75	AWG 18	16.00	10	1.7	0.15	0.3	5.5	3	13	● grey	500	9037420000
H0,75/19DS ZH GR	0.75	AWG 18	18.00	12	1.7	0.15	0.3	5.5	3	21	● grey	500	9202830000
H0,75/24D ZH GR	0.75	AWG 18	24.00	18	1.7	0.15	0.3	5.5	3	21	● grey	500	9037430000
H1,0/15D ZH R	1	AWG 17	15.00	8	2	0.15	0.3	5.8	3.2	11	● red	500	9037440000
H1,0/19D ZH R	1	AWG 17	19.00	12	2	0.15	0.3	5.8	3.2	16	● red	500	9037450000
H1,0/22DS R ZH	1	AWG 17	22.00	14	2	0.15	0.3	5.8	3.2	21	● red	500	9036330000
H1,0/25D ZH R	1	AWG 17	25.00	18	2	0.15	0.3	5.8	3.2	22	● red	500	9037460000
H1,5/16D ZH SW	1.5	AWG 16	16.00	8	2.2	0.15	0.3	6.5	3.6	11	● black	500	9037470000
H1,5/20D ZH SW	1.5	AWG 16	20.00	12	2.2	0.15	0.3	6.5	3.6	15	● black	500	9037480000
H1,5/26D ZH SW	1.5	AWG 16	26.00	18	2.2	0.15	0.3	6.5	3.6	21	● black	100	9037490000
H2,5/19D ZH BL	2.5	AWG 14	19.00	10	2.8	0.15	0.4	8	4.5	13	● blue	500	9037500000
H2,5/21D ZH BL	2.5	AWG 14	21.00	12	2.8	0.15	0.4	8	4.5	15	● blue	100	9037510000
H2,5/27D ZH BL	2.5	AWG 14	27.00	18	2.8	0.15	0.4	8	4.5	21	● blue	100	9037520000
H4,0/22D ZH GR	4	AWG 12	22.00	12	3.5	0.2	0.5	9	5.2	15	● grey	100	9037530000
H4,0/28D ZH GR	4	AWG 12	28.00	18	3.5	0.2	0.5	9	5.2	21	● grey	100	9037540000
H6,0/23D ZH GE	6	AWG 10	23.00	12	4.5	0.2	0.5	11.4	6.2	20	● yellow	100	9037550000
H6,0/29D ZH GE	6	AWG 10	29.00	18	4.5	0.2	0.5	11.4	6.2	24	● yellow	100	9037560000
H10,0/24D ZH R	10	AWG 8	24.00	12	5.8	0.2	0.5	13.4	7.6	17	● red	100	9037570000
H10,0/30D ZH R	10	AWG 8	30.00	18	5.8	0.2	0.5	13.4	7.6	23	● red	100	9037580000
H16,0/29D ZH BL	16	AWG 6	29.00	16	8.3	0.3	0.6	17.2	9.5	20	● blue	50	9037590000
H16,0/38D ZH BL	16	AWG 6	38.00	25	8.3	0.3	0.6	17.2	9.5	29	● blue	50	9037600000

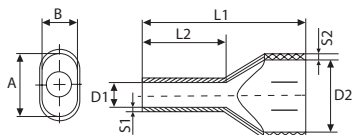
DIN colour code

In multi-pack bag



Type	Ø mm ²	AWG	L1	L2	D1	S1	S2	A	B	Stripping length	Colour	Qty.	Order No.
H0,5/14D ZH W SV	0.5	AWG 20	14.00	8	1.4	0.15	0.3	5	3	11	○ white	500	9004780000
H0,75/14D ZH GR SV	0.75	AWG 18	14.00	8	1.7	0.15	0.3	5.5	3	11	● grey	500	9018520000
H0,75/16D ZH GR SV	0.75	AWG 18	16.00	10	1.7	0.15	0.3	5.5	3	13	● grey	500	9004770000
H1,0/15D ZH R SV	1	AWG 17	15.00	8	2.2	0.15	0.3	5.8	3.2	12	● red	500	9018540000
H1,0/19D ZH R SV	1	AWG 17	19.00	12	2	0.15	0.3	5.8	3.2	16	● red	500	9004760000
H1,5/16D ZH SW SV	1.5	AWG 16	16.00	8	2.2	0.15	0.3	6.5	3.6	11	● black	500	9004420000
H1,5/20D SW ZH SV	1.5	AWG 16	20.00	12	2.2	0.15	0.3	6.5	3.6	15	● black	500	9004750000
H2,5/19D ZH BL SV	2.5	AWG 14	19.00	10	2.8	0.15	0.4	8	4.5	13	● blue	250	9004430000
H2,5/21D ZH BL SV	2.5	AWG 14	21.00	12	2.8	0.15	0.4	8	4.5	15	● blue	250	9004740000
H4,0/22D ZH GR SV	4	AWG 12	22.00	12	3.5	0.2	0.5	9	5.2	15	● grey	100	9004730000
H6,0/23D ZH GE SV	6	AWG 10	23.00	12	4.5	0.2	0.5	11.4	6.2	20	● yellow	100	9004720000
H10,0/26D R ZH SV	10	AWG 8	26.00	12	5.8	0.2	0.5	13.4	7.6	17	● red	100	9004710000

Twin wire end ferrules with plastic collars



- Polypropylene conical entry funnel
- Heat-resistant up to 105°C

For conductors of 2 x 0.34-2 x 16 mm² (2 x AWG 22-2 x AWG6)

Material E-Cu, electro-galvanised

Dimensional tolerance acc. to DIN 46228 Part 4

Other colour code

Packed loose



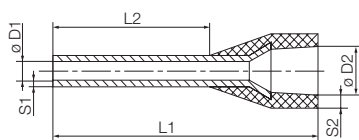
Type	Ø mm ²	AWG	L1	L2	D1	S1	S2	A	B	Stripping length	Colour	Qty.	Order No.
H0,5/14 ZH OR	0.5	AWG 20	14.00	8	1.4	0.15	0.3	5	3	11	orange	500	9037200000
H0,5/16 ZH OR	0.5	AWG 20	16.00	10	1.4	0.15	0.3	5	3	13	orange	500	9037210000
H0,5/18 ZH OR	0.5	AWG 20	18.00	12	1.4	0.15	0.3	5	3	15	orange	500	9037220000
H0,75/14T ZH HBL	0.75	AWG 18	14.00	8	1.7	0.15	0.3	5.5	3	11	Light Blue	500	9037610000
H0,75/16T ZH HBL	0.75	AWG 18	16.00	10	1.7	0.15	0.3	5.5	3	13	Light Blue	500	9037620000
H0,75/19TS ZH HBL	0.75	AWG 18	18.00	12	1.7	0.15	0.3	5.5	3	16	Light Blue	500	9202840000
H0,75/24T ZH HBL	0.75	AWG 18	24.00	18	1.7	0.15	0.3	5.5	3	21	Light Blue	500	9037630000
H1,0/15D ZH R	1	AWG 17	15.00	8	2	0.15	0.3	5.8	3.2	11	red	500	9037440000
H1,0/19D ZH R	1	AWG 17	19.00	12	2	0.15	0.3	5.8	3.2	16	red	500	9037450000
H1,0/25D ZH R	1	AWG 17	25.00	18	2	0.15	0.3	5.8	3.2	22	red	500	9037460000
H1,5/16D ZH SW	1.5	AWG 16	16.00	8	2.2	0.15	0.3	6.5	3.6	11	black	500	9037470000
H1,5/20D ZH SW	1.5	AWG 16	20.00	12	2.2	0.15	0.3	6.5	3.6	15	black	500	9037480000
H1,5/26D ZH SW	1.5	AWG 16	26.00	18	2.2	0.15	0.3	6.5	3.6	21	black	100	9037490000
H2,5/19T ZH GR	2.5	AWG 14	19.00	10	2.8	0.15	0.4	8	4.5	13	grey	500	9037640000
H2,5/21T ZH GR	2.5	AWG 14	21.00	12	2.8	0.15	0.4	8	4.5	15	grey	100	9037650000
H2,5/27T ZH GR	2.5	AWG 14	27.00	18	2.8	0.15	0.4	8	4.5	21	grey	100	9037660000
H4,0/22T ZH OR	4	AWG 12	22.00	12	3.5	0.2	0.5	9	5.2	15	orange	100	9037670000
H4,0/28T ZH OR	4	AWG 12	28.00	18	3.5	0.2	0.5	9	5.2	21	orange	100	9037680000
H6,0/23T ZH GN	6	AWG 10	23.00	12	4.5	0.2	0.5	11.4	6.2	20	green	100	9037690000
H6,0/29T ZH GN	6	AWG 10	29.00	18	4.5	0.2	0.5	11.4	6.2	24	green	100	9037700000
H10,0/24T ZH BR	10	AWG 8	24.00	12	5.8	0.2	0.5	13.4	7.6	17	brown	100	9037710000
H10,0/30T ZH BR	10	AWG 8	30.00	18	5.8	0.2	0.5	13.4	7.6	23	brown	100	9037720000
H16,0/29T ZH W	16	AWG 6	29.00	16	8.3	0.3	0.6	17.2	9.5	20	white	50	9037730000
H16,0/38T ZH W	16	AWG 6	38.00	25	8.3	0.3	0.6	17.2	9.5	29	white	50	9037740000

Other colour code

In multi-pack bag



Type	Ø mm ²	AWG	L1	L2	D1	S1	S2	A	B	Stripping length	Colour	Qty.	Order No.
H0,75/15T ZH BL SV	0.75	AWG 18	15.00	8	1.7	0.15	0.3	5.5	3	11	Light Blue	500	9018570000
H0,75/16T ZH HBL SV	0.75	AWG 18	16.00	10	1.7	0.15	0.3	5.5	3	13	Light Blue	500	9005140000
H1,0/15D ZH R SV	1	AWG 17	15.00	8	2.2	0.15	0.3	5.8	3.2	12	red	500	9018540000
H1,0/19D ZH R SV	1	AWG 17	19.00	12	2	0.15	0.3	5.8	3.2	16	red	500	9004760000
H1,5/16D ZH SW SV	1.5	AWG 16	16.00	8	2.2	0.15	0.3	6.5	3.6	11	black	500	9004420000
H1,5/20D SW ZH SV	1.5	AWG 16	20.00	12	2.2	0.15	0.3	6.5	3.6	15	black	500	9004750000
H2,5/19T ZH GR SV	2.5	AWG 14	19.00	10	2.8	0.15	0.4	8	4.5	13	grey	250	9018580000
H2,5/21 ZH GR SV	2.5	AWG 14	21.00	12	2.8	0.15	0.4	8	4.5	15	grey	250	9005150000
H4,0/22T ZH OR SV	4	AWG 12	22.00	12	3.5	0.2	0.5	9	5.2	15	orange	100	9018590000
H6,0/23T ZH GN SV	6	AWG 10	23.00	12	4.5	0.2	0.5	11.4	6.2	20	green	100	9005160000
H10,0/26T ZH BR SV	10	AWG 8	26.00	12	5.8	0.2	0.5	13.4	7.6	17	brown	100	9005170000



- Polypropylene conical entry funnel
- Heat-resistant up to 105 °C

For conductors from 1.5-16 mm² (AWG 26-250MCM)

Material E-Cu, electro-galvanised

Dimensional tolerance acc. to DIN 46228 Part 4

Weidmüller colour code

Packed loose



Type	Ø mm ²	AWG	L1	L2	D1	D2	S1	S2	Stripping length	Colour	Qty.	Order No.
H1,5/24 XS SW	1.5	AWG 16	24.00	14.5	1.8	6.8	0.15	0.3	18	● black	100	9202870000
H2,5/24 XS BL	2.5	AWG 14	24.00	14.5	2.3	7.6	0.15	0.3	18	● blue	100	9202880000

Weidmüller colour code

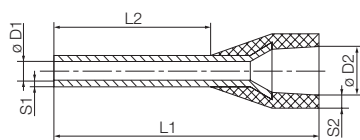
In multi-pack bag



Type	Ø mm ²	AWG	L1	L2	D1	D2	S1	S2	Stripping length	Colour	Qty.	Order No.
H1,5/17,5X SW SV	1.5	AWG 16	17.50	8	1.8	6.8	0.15	0.3	13	● black	100	9006590000
H1,5/19,5X SW SV	1.5	AWG 16	19.50	10	1.8	6.8	0.15	0.3	15	● black	100	9006630000
H2,5/17,5X BL SV	2.5	AWG 14	17.50	8	2.3	7.6	0.15	0.3	14	● blue	100	9006670000
H2,5/21,5X BL SV	2.5	AWG 14	21.50	12	2.3	7.6	0.15	0.3	17	● blue	100	9006710000
H4,0/19,5X GR SV	4	AWG 12	19.50	10	2.9	7.8	0.2	0.3	14	● grey	100	9006750000
H6,0/23X GE SV	6	AWG 10	23.00	12	3.6	8.1	0.2	0.3	17	● yellow	100	9006790000
H10,0/24,0X R SV	10	AWG 8	24.00	12	4.6	9.6	0.2	0.3	17	● red	100	9006830000
H16,0/25,5X BL SV	16	AWG 6	25.50	12	6	11.9	0.2	0.3	26	● blue	100	9006870000



Wire end ferrules with plastic collars, special sizes



- Polypropylene conical entry funnel
- Heat-resistant up to 105°C

For conductors from 0.34-35 mm² Material E-Cu, electro-galvanised
Dimensional tolerance acc. to DIN 46228 Part 4

Special size

Packed loose



Type	Ø mm ²	AWG	L1	L2	D1	D2	S1	S2	Stripping length	Colour	Qty.	Order No.
H0,34/11 S TK	0.34	AWG 22	11.00	6	0.85	2.6	0.15	0.25	6	● Turquoise	500	9204090000
H0,5/14S OR	0.5	AWG 20	14.00	8	1	2.9	0.15	0.25	10	● orange	500	9004560000
H0,5/14S W	0.5	AWG 20	14.00	8	1	2.9	0.15	0.25	10	○ white	500	9004590000
H0,5/16 DS W	0.5	AWG 20	16.00	10	1	2.9	0.15	0.25	12	○ white	500	9202910000
H0,5/16S OR	0.5	AWG 20	16.00	10	1	2.9	0.15	0.25	12	● orange	500	9202900000
H0,75/14DS GR	0.75	AWG 18	14.00	8	1.2	3.4	0.15	0.25	10	● grey	500	9028580000
H0,75/14S W	0.75	AWG 18	14.00	8	1.2	3.4	0.15	0.25	10	○ white	500	9025960000
H0,75/14TS HBL	0.75	AWG 18	14.00	8	1.2	3.4	0.15	0.25	10	○ Light Blue	500	9018550000
H0,75/15S W	0.75	AWG 18	15.00	9	1.2	2.8	0.15	0.25	10	○ Light Blue	500	9204240000
H0,75/16DS GR	0.75	AWG 18	16.00	10	1.2	3.4	0.15	0.3	12	● grey	500	2091010000
H1,0/14S GE	1	AWG 17	14.00	8	1.4	3.5	0.15	0.25	10	● yellow	500	9025970000
H1,0/14S R	1	AWG 17	14.00	8	1.4	3.5	0.15	0.25	10	● red	500	9018560000
H1,0/16 DS R	1	AWG 17	16.00	10	1.4	3.5	0.15	0.3	12	● red	500	2092480000
H1,5/12S R	1.5	AWG 16	12.00	6	1.7	4	0.15	0.25	8	● red	500	9025690000
H1,5/14S R	1.5	AWG 16	14.00	8	1.7	4	0.15	0.25	10	● red	500	9025980000
H1,5/14DS SW	1.5	AWG 16	14.00	8	1.7	4	0.15	0.25	10	● black	500	9025240000
H1,5/16 DS SW	1.5	AWG 16	16.00	10	1.7	4	0.15	0.25	12	● black	500	2092490000
H2,5/12DS BL	2.5	AWG 14	12.00	6	2.2	4.2	0.15	0.25	8	● blue	500	9028490000
H2,5/12TS GR	2.5	AWG 14	12.00	6	2.2	4.2	0.15	0.25	8	● grey	500	9036200000
H2,5/14DS BL	2.5	AWG 14	14.00	8	2.2	4	0.15	0.25	10	● blue	500	1333100000
H2,5/14TS GR	2.5	AWG 14	14.00	8	2.2	4	0.15	0.25	10	● grey	500	9426770000
H2,5/16DS BL	2.5	AWG 14	16.00	10	2.2	4.2	0.15	0.25	13	● blue	500	9036220000
H4,0/20DS GR	4	AWG 12	20.00	12	2.9	4.7	0.2	0.5	15	● grey	500	9203630000
H10,0/22S EB	10	AWG 8	22.00	12	4.6	7.1	0.2	0.6	15	● Ivory	100	9203620000
H10,0/28S SW	10	AWG 8	27.50	18	4.6	7.4	0.2	0.3	21	● black	100	1462590000
H35,0/30 DS RT	35	AWG 2	30.00	16	8.3	12.7	0.2	0.4	19	● red	50	1418020000
H35,0/30 S BE	35	AWG 2	30.00	16	8.3	12.7	0.2	0.4	19	● beige	50	1418030000
H35,0/32 DS RT	35	AWG 2	32.00	18	8.3	12.7	0.2	0.4	21	● red	50	1418330000
H35,0/32 S BE	35	AWG 2	32.00	18	8.3	12.7	0.2	0.4	21	● beige	50	1418340000

Special size

In multi-pack bag



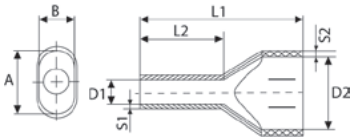
Type	Ø mm ²	AWG	L1	L2	D1	D2	S1	S2	Stripping length	Colour	Qty.	Order No.
H0,75/14S W SV	0.75	AWG 18	14.00	8	1.2	3.4	0.15	0.25	10	○ white	500	9025700000
H1,0/14S GE SV	1	AWG 17	14.00	8	1.4	3.5	0.15	0.25	10	● yellow	500	9025710000
H1,5/14DS SW SV	1.5	AWG 16	14.00	8	1.7	4	0.15	0.25	10	● black	500	9028360000
H1,5/14S R SV	1.5	AWG 16	14.00	8	1.7	4	0.15	0.25	10	● red	500	9025720000
H2,5/14S BL SV	2.5	AWG 14	14.00	8	2.2	4	0.15	0.25	10	● blue	500	9046230000

Special size

Reel of linked wire end ferrules



Type	Ø mm ²	AWG	L1	L2	D1	D2	S1	S2	Stripping length	Colour	Qty.	Order No.
H0,5/14DS W BD GSP	0.5	AWG 20	14.00	8	1	2.9	0.15	0.25	10	○ white	4000	2528590000
H0,5/16DS W BD GSP	0.5	AWG 20	16.00	10	1	2.9	0.15	0.25	12	○ white	4000	2604630000
H0,5/14S OR BD GSP	0.5	AWG 20	14.00	8	1	2.9	0.15	0.25	10	● orange	4000	2528550000
H0,5/16S OR BD GSP	0.5	AWG 20	16.00	10	1	2.9	0.15	0.25	12	● orange	4000	2604620000
H0,75/14DS GR BD GSP	0.75	AWG 18	14.00	8	1.2	3.4	0.15	0.25	10	● grey	4000	2528600000
H0,75/16DS GR BD GSP	0.75	AWG 18	16.00	10	1.2	3.4	0.15	0.25	12	● grey	4000	2604650000
H0,75/14S W BD GSP	0.75	AWG 18	14.00	8	1.2	3.4	0.15	0.25	10	○ white	4000	2528560000
H0,75/16S W BD GSP	0.75	AWG 18	16.00	10	1.2	3.4	0.15	0.25	12	○ white	4000	2604640000
H0,75/14TS HB BD GSP	0.75	AWG 18	14.00	8	1.2	3.4	0.15	0.25	10	○ Light Blue	4000	2528630000
H0,75/16TS HBL BD GSP	0.75	AWG 18	16.00	10	1.2	3.4	0.15	0.25	12	○ Light Blue	4000	2604660000
H1,0/14DS R BD GSP	1	AWG 18	14.00	8	1.4	3.5	0.15	0.25	10	● red	4000	2528610000
H1,0/16DS R BD GSP	1	AWG 18	16.00	10	1.4	3.5	0.15	0.25	12	● red	4000	2604690000
H1,0/14S GE BD GSP	1	AWG 18	14.00	8	1.4	3.5	0.15	0.25	10	● yellow	4000	2528570000
H1,0/16S GE BD GSP	1	AWG 18	16.00	10	1.4	3.5	0.15	0.25	12	● yellow	4000	2604680000
H1,5/14DS SW BD GSP	1.5	AWG 16	14.00	8	1.7	3.9	0.15	0.25	10	● black	4000	2528620000
H1,5/16DS SW BD GSP	1.5	AWG 16	16.00	10	1.7	3.9	0.15	0.25	12	● black	4000	2604710000
H1,5/14S R BD GSP	1.5	AWG 16	14.00	8	1.7	3.9	0.15	0.25	10	● red	4000	2528580000
H1,5/16S R BD GSP	1.5	AWG 16	16.00	10	1.7	3.9	0.15	0.25	12	● red	4000	2604700000



- Polypropylene conical entry funnel
- Heat-resistant up to 105°C

For conductors of 2 x 10 mm² (2 x AWG 8)
 Material E-Cu, electro-galvanised
 Dimensional tolerance acc. to DIN 46228 Part 4

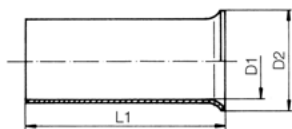
Twin wire end ferrules Special size

Packed loose



Type	Ø mm ²	AWG	L1	L2	D1	S1	S2	A	B	Stripping length	Colour	Qty.	Order No.
H10,0/24DS ZH R	10	AWG 8	24.00	12	6.5	0.2	0.5	13.4	7.6	17	● red	100	9018880000
H10,0/30DS ZH R	10	AWG 8	30.00	18	6.5	0.2	0.5	13.4	7.6	23	● red	100	9018890000
H10,0/24S ZH EB	10	AWG 8	24.00	12	6.5	0.2	0.5	13.4	7.6	17	● ivory	100	9018860000
H10,0/30S ZH EB	10	AWG 8	30.00	18	6.5	0.2	0.5	13.4	7.6	23	● ivory	100	9018870000

Wire end ferrules without plastic collar

For conductors 0.25-150 mm² (AWG 24-300MCM)

Material: tin-plated copper

Dimensional tolerances to DIN 46228 part 1

Without plastic collar

Packed loose



Type	Ø mm ²	AWG	L1	L2	D1	D2	S1	S2	Stripping length	Qty.	Order No.
H0,25/5	0.25	AWG 24	5.00	5	0.8	1.6			5	1000	9018910000
H0,25/7	0.25	AWG 24	7.00	7	0.75	1.7			7	1000	2919620000
H0,34/5	0.34	AWG 22	5.00	5	0.85	1.8			5	1000	1475640000
H0,34/7	0.34	AWG 22	7.00	7	0.85	1.8			7	1000	2919630000
H0,5/6	0.5	AWG 20	6.00	6	1	2.1			6	1000	0282600000
H0,5/7	0.5	AWG 20	7.00	7	1	2.1			7	1000	2919640000
H0,5/10	0.5	AWG 20	10.00	10	1	2.1			10	1000	9004050000
H0,75/6	0.75	AWG 18	6.00	6	1.2	2.3			6	1000	0282700000
H0,75/10	0.75	AWG 18	10.00	10	1.2	2.3			10	1000	0542500000
H1,0/6	1	AWG 17	6.00	6	1.4	2.5			6	1000	0372600000
H1,0/8	1	AWG 18	8.00	8	1.4	2.5			8	500	2874610000
H1,0/10	1	AWG 17	10.00	10	1.4	2.5			10	1000	0282800000
H1,0/12	1	AWG 18	12.00	12	1.4	2.5			12	500	2874620000
H1,5/7	1.5	AWG 16	7.00	7	1.7	2.8			7	1000	0372700000
H1,5/10	1.5	AWG 16	10.00	10	1.7	2.8			10	1000	0186500000
H1,5/12	1.5	AWG 16	12.00	12	1.7	2.8			12	1000	9004060000
H1,5/18	1.5	AWG 16	18.00	18	1.7	2.8			18	1000	9004070000
H2,5/7	2.5	AWG 14	7.00	7	2.2	3.4			7	1000	0373000000
H2,5/10	2.5	AWG 14	10.00	10	2.2	3.4			10	1000	9004080000
H2,5/12	2.5	AWG 14	12.00	12	2.2	3.4			12	1000	0186100000
H2,5/18	2.5	AWG 14	18.00	18	2.2	3.4			18	1000	9004090000
H4,0/9	4	AWG 12	9.00	9	2.8	4			9	500	0373100000
H4,0/12	4	AWG 12	12.00	12	2.8	4			12	1000	0244100000
H4,0/15	4	AWG 12	15.00	15	2.8	4			15	500	9004100000
H4,0/18	4	AWG 12	18.00	18	2.8	4			18	500	9004110000
H6,0/10	6	AWG 10	10.00	10	3.5	4.7			10	500	9004120000
H6,0/12	6	AWG 10	12.00	12	3.5	4.7			12	500	0191900000
H6,0/15	6	AWG 10	15.00	15	3.5	4.7			15	500	0124700000
H6,0/18	6	AWG 10	18.00	18	3.5	4.7			18	500	9004130000
H10,0/12	10	AWG 8	12.00	12	4.5	5.8			12	500	0282900000
H10,0/15	10	AWG 8	15.00	15	4.5	5.8			15	500	0124800000
H10,0/18	10	AWG 8	18.00	18	4.5	5.8			18	500	0379300000
H16,0/12	16	AWG 6	12.00	12	5.8	7.5			12	500	0492500000
H16,0/15	16	AWG 6	15.00	15	5.8	7.5			15	500	0124300000
H16,0/18	16	AWG 6	18.00	18	5.8	7.5			18	100	0375200000
H16,0/25	16	AWG 6	25.00	25	5.8	7.5			25	100	9004150000
H16,0/32	16	AWG 6	32.00	32	5.8	7.5			32	100	9004160000
H25,0/15	25	AWG 3	15.00	15	7.3	9.5			15	250	0124400000
H25,0/18	25	AWG 3	18.00	18	7.3	9.5			18	100	0375300000
H25,0/25	25	AWG 3	25.00	25	7.3	9.5			25	250	9004170000
H25,0/32	25	AWG 3	32.00	32	7.3	9.5			32	100	9004180000
H35,0/18	35	AWG 2	18.00	18	8.3	11			18	100	0368900000
H35,0/25	35	AWG 2	25.00	25	8.3	11			25	100	9004190000
H35,0/30S	35	AWG 2	30.00	30	8.3	11			30	100	9451000000
H35,0/32	35	AWG 2	32.00	32	8.3	11			32	100	9004200000
H50,0/18	50	AWG 1	18.00	18	10.3	13			18	100	9004210000
H50,0/22S	50	AWG 1	22.00	22	10.3	13			22	100	9025880000
H50,0/32	50	AWG 1	32.00	32	10.3	13			32	100	9004220000
H70,0/25	70	AWG 2/0	25.00	25	12.5	15			25	50	9004230000

The products H70.0/25, H70.0/32, H95.0/25, H95.0/32, H120.0/32 and H150.0/32 are not UL tested

Assortment of wire end ferrules

0.14...0.75 mm²



Box filled with wire-end ferrules with plastic collar:

- in Weidmüller colour code

0.5...2.5 mm²



Box filled with wire-end ferrules with plastic collar:

- in Weidmüller colour code
- DIN colour code
- Other colour code

ZH 0.5...2.5 mm²



Box filled with twin wire-end ferrules with plastic collars:

- in Weidmüller colour code

Assembly

Type		Piece
H0,14/10 GR SV	Wire-end ferrule	500
H0,25/10 HBL	Wire-end ferrule	500
H0,34/10 TK	Wire-end ferrule	500
H0,5/14 OR	Wire-end ferrule	500
H0,75/14 W	Wire-end ferrule	500

Assembly

Type		Piece
H0,5/14D W	Wire-end ferrule	500
H0,75/14D GR	Wire-end ferrule	500
H1,0/14 GE	Wire-end ferrule	500
H1,5/14 R	Wire-end ferrule	500
H2,5/15D BL	Wire-end ferrule	500

Assembly

Type		Piece
H0,5/14 ZH OR	Wire-end ferrule	500
H0,75/14 ZH W	Wire-end ferrule	500
H1,0/15 ZH GE	Wire-end ferrule	500
H1,5/16 ZH R	Wire-end ferrule	500
H2,5/19D ZH BL	Wire-end ferrule	500

K

Technical data

Diameter / Height	92 mm / 25 mm
Weight	93 g

Technical data

Diameter / Height	92 mm / 40 mm
Weight	93 g

Technical data

Diameter / Height	92 mm / 40 mm
Weight	93 g

Ordering data

Colour code	Type	Order No.
Weidmüller	H-BOX 0,14-0,75QMM	9025410000

Ordering data

Colour code	Type	Order No.
Weidmüller	H-BOX 0,5-2,5QMM	9025900000
DIN	H-BOX 0,5-2,5QMM DIN	9025430000
Miscellaneous	H-BOX 0,5-2,5QMM T	9023090000

Ordering data

Colour code	Type	Order No.
Weidmüller	ZH-BOX 0,5-2,5QMM	9025390000

4.0...16 mm²

Box filled with wire-end ferrules with plastic collars:

- in Weidmüller colour code
- DIN colour code

Empty box



Empty box for wire-end ferrules with

- 4 dividers
- 5 dividers
- 5 coloured inserts

Assembly

Type		Piece
H6,0/20 SW	Wire-end ferrule	100
H10,0/22 EB	Wire-end ferrule	100
H16,0/22 GN	Wire-end ferrule	100
H4/17 GRAU	Wire-end ferrule	500

Technical data

Diameter / Height	92 mm / 40 mm
Weight	93 g

Ordering data

Colour code	Type	Order No.
Weidmüller	H-BOX 4,0-16,0QMM	9025920000
DIN	H-BOX 4,0-16,0QMM DIN	9025400000

Technical data

Diameter / Height	92 mm / 40 mm
Weight	43 g

Ordering data

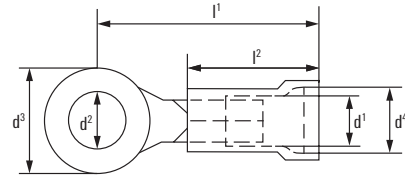
Colour code	Type	Order No.
Empty box	H-LEERBOX 4 TRENNSTEGE	9025420000
Empty box	H-LEERBOX 5 EINSAETZE	9025940000
Empty box	H-LEERBOX 5 TRENNSTEGE	9025680000

Insulated connectors

Colour of insulation

cross section mm ²	colour
0.1 - 0.5	yellow
0.5 - 1	red
1.5 - 2.5	blue
4 - 6	yellow
10	red
16	blue
25	yellow
35	red
50	blue
70	yellow
95	red
120	blue
150	yellow





Ring terminal

Technical data

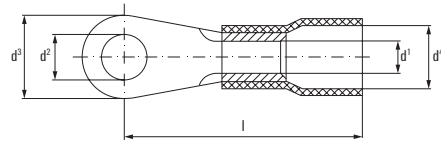
Material: CU
 Insulation: PVC
 Surface: tin plated
 Temperature resistance: -10 °C to +70 °C
 Volt max.: 600 V



Ordering data

Type	Cross-section mm ²	Colour	Dimensions	Dimensions in mm				l ¹	l ²	S1*	Qty.	Order No.	Tool recommendation
			d ¹	d ²	d ³	d ⁴							
LIR 1.5M3 V	0.5 - 1.5	●	M 3	1.7	3.2	5.5	4.0	16.05	11.3	0.75	100	9200070000	
LIR 1.5M3.5 V	0.5 - 1.5	●	M 3.5	1.7	3.7	5.5	4.0	16.05	11.3	0.75	100	9200080000	
LIR 1.5M4 V	0.5 - 1.5	●	M 4	1.7	4.3	8.0	4.0	18.3	11.3	0.75	100	9200090000	
LIR 1.5M5 V	0.5 - 1.5	●	M 5	1.7	5.3	8.0	4.0	18.3	11.3	0.75	100	9200100000	
LIR 1.5M6 V	0.5 - 1.5	●	M 6	1.7	6.4	11.6	4.0	21.0	11.3	0.75	100	9200110000	
LIR 1.5M8 V	0.5 - 1.5	●	M 8	1.7	8.4	11.6	4.0	21.0	11.3	0.75	100	9200120000	
LIR 1.5M10 V	0.15 - 1.5	●	M 10	1.7	10.5	14.0	4.0	23.3	11.3	0.75	100	2792000000	
LIR 2.5M3 V	1.5 - 2.5	●	M 3	2.3	3.2	6.4	4.5	15.6	11.3	0.8	100	9200150000	
LIR 2.5M3.5 V	1.5 - 2.5	●	M 3.5	2.3	3.7	6.4	4.5	15.6	11.3	0.8	100	9200160000	
LIR 2.5M4 V	1.5 - 2.5	●	M 4	2.3	4.3	8.5	4.5	19.05	11.3	0.8	100	9200170000	
LIR 2.5M5 V	1.5 - 2.5	●	M 5	2.3	5.3	8.5	4.5	19.05	11.3	0.8	100	9200180000	
LIR 2.5M6 V	1.5 - 2.5	●	M 6	2.3	6.4	12.0	4.5	22.3	11.3	0.8	100	9200190000	
LIR 2.5M8 V	1.5 - 2.5	●	M 8	2.3	8.4	12.0	4.5	22.3	11.3	0.8	100	9200200000	
LIR 2.5M10 V	1.5 - 2.5	●	M 10	2.3	10.5	14.0	4.5	23.3	11.3	0.8	100	9200210000	
LIR 6.0M4 V	4 - 6	●	M 4	3.4	4.3	9.5	6.4	22.75	14.15	1	100	9200230000	
LIR 6M5 V	4 - 6	●	M 5	3.4	5.3	9.5	6.4	22.75	14.15	1	100	9200240000	
LIR 6M6 V	4 - 6	●	M 6	3.4	6.5	12.0	6.4	25	14.15	1	100	9200250000	
LIR 6M8 V	4 - 6	●	M 8	3.4	8.4	15.0	6.4	28	14.15	1	100	9200260000	
LIR 6.0M10 V	4 - 6	●	M 10	3.4	10.5	15.0	6.4	28	14.15	1	100	9200270000	

S1* = Connection density



Ring terminal
DIN 46237

Technical data

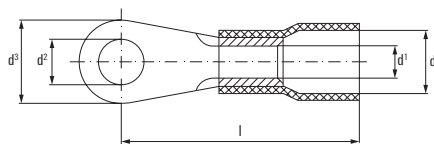
Material: Cu-ETP
 Insulation: PC
 or
 * Insulation: PA
 Surface: tin plated
 S = small palm
 Temperature resistance: -55 °C to +100 °C
 (0.1 - 0.5 mm²) or
 -40 °C to +100 °C
 (0.5 - 6 mm²)
 Volt max.: 600 V



Ordering data

Type	Cross-section mm ²	Flat hole M	Colour	Dimensions in mm				l ¹	Qty.	Order No.	Tool recommendation
				d ¹	d ²	d ³	d ⁴				
KQI-M2/-0.5	0.1 - 0.5	2	●	1	2.2	5	2.3	14	100	1492090000*	
KQI-M3/-0.5	0.1 - 0.5	3	●	1	3.2	5	2.3	14	100	1492100000*	
KQI-M4/-0.5	0.1 - 0.5	4	●	1	4.3	6.5	2.3	16	100	1492110000*	
KQI-M5/-0.5	0.1 - 0.5	5	●	1	5.3	8	2.3	16	100	1492120000*	
KQI-M2/-1	0.5 - 1	2	●	1.6	2.2	6	4	17	100	1492140000	
KQI-M2.5/-1	0.5 - 1	2.5	●	1.6	2.7	6	4	17	100	1492150000	
KQI-M3/-1	0.5 - 1	3	●	1.6	3.2	6	4	17	100	1492170000	
KQI-M3.5/-1	0.5 - 1	3.5	●	1.6	3.7	6	4	17	100	1492180000	
KQI-M4/S/-1	0.5 - 1	4/S	●	1.6	4.3	7	4	17.5	100	1492190000	
KQI-M4/-1	0.5 - 1	4	●	1.6	4.3	8	4	18	100	1492200000	
KQI-M5/S/-1	0.5 - 1	5/S	●	1.6	5.3	8	4	18.5	100	1492210000	
KQI-M5/-1	0.5 - 1	5	●	1.6	5.3	10	4	19	100	1492220000	
KQI-M6/-1	0.5 - 1	6	●	1.6	6.5	10	4	19	100	1492230000	
KQI-M8/-1	0.5 - 1	8	●	1.6	8.4	14	4	23	100	1492240000	
KQI-M10/-1	0.5 - 1	10	●	1.6	10.5	18	4	25	100	1492130000	
KQI-M3/-2.5	1.5 - 2.5	3	●	2.3	3.2	6	4.4	17	100	1492250000	
KQI-M3.5/-2.5	1.5 - 2.5	3.5	●	2.3	3.7	6	4.4	17	100	1492270000	
KQI-M4/S/-2.5	1.5 - 2.5	4/S	●	2.3	4.3	6.8	4.4	17.6	100	1492280000	
KQI-M4/-2.5	1.5 - 2.5	4	●	2.3	4.3	8	4.4	18	100	1492290000	
KQI-M5/S/2.5	1.5 - 2.5	5/S	●	2.3	5.3	8	4.4	19.5	100	1492300000	
KQI-M5/2.5	1.5 - 2.5	5	●	2.3	5.3	10	4.4	20	100	1492310000	
KQI-M6/2.5	1.5 - 2.5	6	●	2.3	6.5	11	4.4	22	100	1492320000	
KQI-M8/2.5	1.5 - 2.5	8	●	2.3	8.4	14	4.4	23	100	1492330000	
KQI-M10/2.5	1.5 - 2.5	10	●	2.3	10.5	18	4.4	25.6	100	1492340000	
KQI-M12/2.5	1.5 - 2.5	12	●	2.3	13	18	4.4	26	100	1492350000	
KQI-M4/-6	4 - 6	4	●	3.6	4.3	8	6.4	21	100	1492370000	
KQI-M5/-6	4 - 6	5	●	3.6	5.3	10	6.4	22	100	1492380000	
KQI-M6/-6	4 - 6	6	●	3.6	6.5	11	6.4	23	100	1492390000	
KQI-M8/-6	4 - 6	8	●	3.6	8.4	14	6.4	26	100	1492400000	
KQI-M10/-6	4 - 6	10	●	3.6	10.5	18	6.4	28	100	1492410000	
KQI-M12/-6	4 - 6	12	●	3.6	13	18	6.4	28	100	1492420000	

Insulated connectors with flared isolation



Ring terminal

Technical data

Material: Cu-ETP
 Insulation: PA
 Surface: tin plated
 Temperature resistance: -55 °C to +100 °C
 Volt max.: 600 V



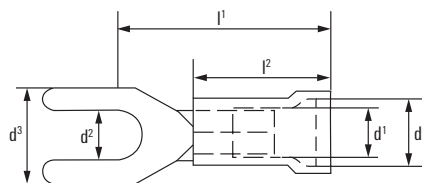
Ordering data

Type	Cross-section mm ²	Flat hole M	Colour	Dimensions in mm					Qty.	Order No.	Tool recommendation
				d ¹	d ²	d ³	d ⁴	l ¹			
KQI-M5/-10	10	5	●	4.5	5.3	10	8	24.5	50	1492430000	EPG 60 + HPG 60
KQI-M6/-10	10	6	●	4.5	6.5	11	8	25.5	50	1492440000	
KQI-M8/-10	10	8	●	4.5	8.4	14	8	28.5	50	1492450000	
KQI-M10/-10	10	10	●	4.5	10.5	18	8	29.5	50	1492470000	
KQI-M5/-16	16	5	●	5.8	5.3	11	10.5	31.5	50	1492480000	
KQI-M6/-16	16	6	●	5.8	6.5	11	10.5	31.5	50	1492490000	
KQI-M8/-16	16	8	●	5.8	8.4	14	10.5	33.5	50	1492500000	
KQI-M10/-16	16	10	●	5.8	10.5	18	10.5	35.5	50	1492510000	

Spade terminal

Technical data

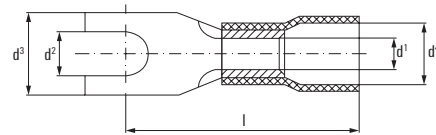
Material: CU
 Insulation: PVC
 Surface: tin plated
 Temperature resistance: -10 °C to +70 °C
 Volt max.: 600 V



Ordering data

Type	Cross-section mm ²	Colour	Dimensions d ¹	Dimensions in mm				Qty.	Order No.	Tool recommendation			
			d ¹	d ²	d ³	d ⁴	l ¹	l ²	S1*				
LIS 1.5M3 V	0.5 - 1.5	●	M 3	1.7	3.2	5.7	4.0	17.8	11.3	0.75	100	9200290000	HTI 15 CTI 6 + CTI 6G
LIS 1.5M3.5 V	0.5 - 1.5	●	M 3.5	1.7	3.7	6.4	4.0	17.8	11.3	0.75	100	9200300000	
LIS 1.5M4 V	0.5 - 1.5	●	M 4	1.7	4.3	7.2	4.0	17.8	11.3	0.75	100	9200310000	
LIS 1.5M5 V	0.5 - 1.5	●	M 5	1.7	5.3	8.1	4.0	17.8	11.3	0.75	100	9200320000	
LIS 1.5M6 V	0.5 - 1.5	●	M 6	1.7	6.4	11.0	4.0	21.3	11.3	0.75	100	9200330000	
LIS 2.5M3 V	1.5 - 2.5	●	M 3	2.3	3.2	5.7	4.5	17.8	11.3	0.8	100	9200350000	
LIS 2.5M3.5 V	1.5 - 2.5	●	M 3.5	2.3	3.7	6.4	4.5	17.8	11.3	0.8	100	9200360000	
LIS 2.5M4 V	1.5 - 2.5	●	M 4	2.3	4.3	7.2	4.5	17.8	11.3	0.8	100	9200370000	
LIS 2.5M5 V	1.5 - 2.5	●	M 5	2.3	5.3	8.1	4.5	17.8	11.3	0.8	100	9200380000	
LIS 2.5M6 V	1.5 - 2.5	●	M 6	2.3	6.4	11.0	4.5	21.3	11.3	0.8	100	9200390000	
LIS 6.0M4 V	4 - 6	●	M 4	3.4	4.3	9.0	6.4	21.35	14.15	1	100	9200410000	
LIS 6.0M5 V	4 - 6	●	M 5	3.4	5.3	9.0	6.4	21.35	14.15	1	100	9200420000	
LIS 6.0M6 V	4 - 6	●	M 6	3.4	6.4	12.0	6.4	25.15	14.15	1	100	9200430000	
LIS 6.0M8 V	4 - 6	●	M 8	3.4	8.4	15	6.4	28	14.15	1	100	9200440000	
LIS 6.0M10 V	4 - 6	●	M 10	3.4	10.5	15	6.4	28	14.15	1	100	9200450000	

S1* = Connection density



Spade terminal

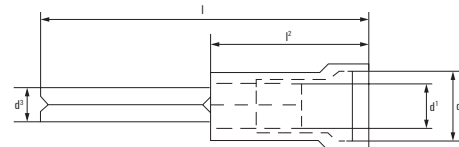
Technical data

Material: Cu-ETP
 Insulation: PC
 or
 * Insulation: PA
 Surface: tin plated
 S = small palm
 Temperature resistance: -40 °C to +100 °C
 (0.5 - 6 mm²) or
 -55 °C to +100 °C
 (10 - 16 mm²)
 Volt max.: 600 V



Ordering data

Type	Cross-section mm ²	Flat hole M	Colour	Dimensions in mm					Qty.	Order No.	Tool recommendation	
				d ¹	d ²	d ³	d ⁴	l ¹				
KQIG-M3/-1	0.5 - 1	C 3	●	1.6	3.2	6	4	17	100	1492520000	HTI 15 CTI 6 + CTI 6G	EPG 60 + HPG 60
KQIG-M3.5/-1	0.5 - 1	C 3.5	●	1.6	3.7	6	4	17	100	1492530000		
KQIG-M4/S/-1	0.5 - 1	C 4/S	●	1.6	4.3	6.8	4	18	100	1492540000		
KQIG-M4/-1	0.5 - 1	C 4	●	1.6	4.3	8	4	18.1	100	1492550000		
KQIG-M5/-1	0.5 - 1	C 5	●	1.6	5.3	10	4	19	100	1492580000		
KQIG-M6/-1	0.5 - 1	C 6	●	1.6	6.5	11	4	21	100	1492590000		
KQIG-M3/-2.5	1.5 - 2.5	C 3	●	2.3	3.2	5.5	4.5	19	100	1492600000		
KQIG-M3.5/-2.5	1.5 - 2.5	C 3.5	●	2.3	3.7	6	4.5	17	100	1492610000		
KQIG-M4/S/-2.5	1.5 - 2.5	C 4/S	●	2.3	4.3	6.8	4.5	18.7	100	1492620000		
KQIG-M4/-2.5	1.5 - 2.5	C 4	●	2.3	4.3	8	4.5	18	100	1492630000		
KQIG-M5/-2.5	1.5 - 2.5	C 5	●	2.3	5.3	10	4.5	20	100	1492640000		
KQIG-M6/-2.5	1.5 - 2.5	C 6	●	2.3	6.5	11	4.5	22	100	1491260000		
KQIG-M4/-6	4 - 6	C 4	●	3.6	4.3	8	6.4	21	100	1491270000		
KQIG-M5/-6	4 - 6	C 5	●	3.6	5.3	10	6.4	22	100	1491280000		
KQIG-M6/-6	4 - 6	C 6	●	3.6	6.5	11	6.4	23	100	1491290000		
KQIG-M8/-6	4 - 6	C 8	●	3.6	8.4	14	6.4	26	100	1491310000		
KQIG-M10/-6	4 - 6	C 10	●	3.6	10.5	18	6.4	28	100	1491320000		
KQIG-M5/-10	10	C 5	●	4.5	5.3	10.5	8	24.1	50	1491330000*		
KQIG-M6/-10	10	C 6	●	4.5	6.5	10.8	8	24.6	50	1491340000*		
KQIG-M6/-16	16	C 6	●	5.8	6.5	11	11	32.2	50	1491350000*		
KQIG-M8/-16	16	C 8	●	5.8	8.4	13.8	11	32.2	50	1491360000*		



Pin terminal

Technical data

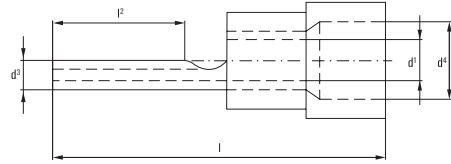
Material: CU
 Insulation: PVC
 Surface: tin plated
 Temperature resistance: -10 °C to +70 °C
 Volt max.: 600 V



Ordering data

Type	Cross-section mm ²	Colour	Dimensions in mm					Qty.	Order No.	Tool recommendation	
			d ¹	d ²	d ⁴	l	l ²				
LIP 1.5R12 V	0.5 - 1.5	●	1.9	1.9	4	23.3	11.3	100	9200460000	HTI 15 CTI 6 + CTI 6G	
LIP 2.5 R12 V	1.5 - 2.5	●	2.6	1.9	4.5	23.3	11.3	100	9200470000		
LIP 6.0R14 V	4 - 6	●	3.6	2.7	6.4	28.15	14.15	100	9200480000		

Insulated connectors with flared isolation



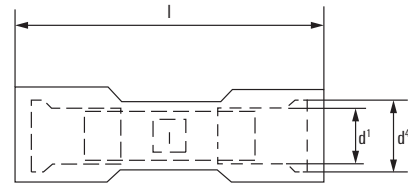
Pin terminal
DIN 46231

Technical data

Material: Cu-HCP (0.1 - 0.5 mm²) or Cu-ETP (0.5 - 35 mm²)
 Insulation: PC (or *PA)
 Surface: tin plated
 Temperature resistance: -40 °C to + 100 °C (0.5 - 6 mm²) or -55 °C to +100 °C (0.1 - 0.5 mm²; 10 - 16 mm²)
 Volt max.: 600 V

Ordering data

Type	Cross-section mm ²	Colour	Dimensions in mm					Qty.	Order No.	Tool recommendation	
			d ¹	d ³	d ⁴	l	l ²				
KSI/0.1-0.5	0.1 - 0.5	●	1	1.2	2.2	18	9	100	1491370000*	HTI 15	CTI 6 + CTI 6G
KSI/0.5-1.0	0.5 - 1	●	1.7	1.9	4	22.8	11	100	1491380000		
KSI/1.5-2.5	1.5 - 2.5	●	2.3	1.9	4.5	22.8	11	100	1491390000	HTI 15	CTI 6 + CTI 6G
KSI/1.5-2.5	1.5 - 2.5	●	2.3	1.9	4.5	27	14	100	1491410000		
KSI/4.0-6.0	4 - 6	●	3.6	2.8	6.4	27	11	100	1491420000	HTI 15	CTI 6 + CTI 6G
KSI/10	10	●	4.5	2.4 x 4.3	7.8	34	12	50	1491430000*		
KSI/16	16	●	5.8	2.5 x 5.6	9.1	40.7	13.5	50	1491440000*		



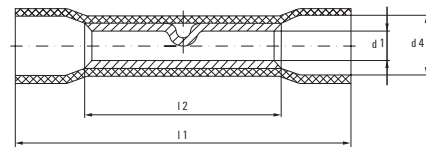
Butt splice

Technical data

Material: CU
 Insulation: PVC
 Surface: tin plated
 Temperature resistance: -10 °C to +70 °C
 Volt max.: 300 V

Ordering data

Type	Cross-section mm ²	Colour	Dimensions	Dimensions in mm			Qty.	Order No.	Tool recommendation	
				d ¹	d ⁴	l				
LIB 1.5B25 VF	0.5 - 1.5	●	24.5	1.8	3.8	26	100	9200490000	HTI 15	CTI 6 + CTI 6G
LIB 2.5B25 VF	1.5 - 2.5	●	24.5	2.4	4.3	26	100	9200500000		
LIB 6.0B26 VF	4 - 6	●	26.0	3.5	6	26	100	9200510000		



Butt splice

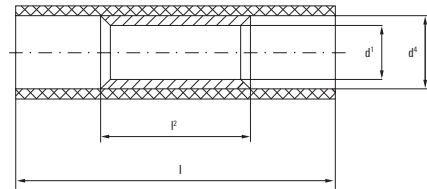

Technical data

Material: Cu-HCP (0.1 - 0.5 mm²) or Cu-ETP (0.5 - 6 mm²)
 Insulation: PC (or *PA)
 Surface: tin plated
 Temperature resistance: -55 °C to +100 °C (0.1 - 0.5 mm²) or -40 °C to + 100 °C (0.5 - 6 mm²)
 Volt max.: 600 V

Ordering data

Type	Cross-section mm ²	Colour	Dimensions in mm					Qty.	Order No.	Tool recommendation	
			d ¹	d ⁴	l	l ²					
VSTI/0.1-0.5	0.1 - 0.5	●	1.2	2	12	5	100	1491540000*	HTI 15	CTI 6 + CTI 6G	
VSTI/0.5-1.0	0.5 - 1	●	1.7	3.2	17	7	100	1491550000			
VSTI/1.5-2.5	1.5 - 2.5	●	2.3	4	17	7	100	1491560000	HTI 15	CTI 6 + CTI 6G	
VSTI/4.0-2.5	4 - 6	●	3.6	5.4	21.2	7	100	1491570000			





Butt splice

Technical data

Material: Cu-HCP
 Insulation: PA
 Surface: tin plated
 Temperature resistance: -55 °C to +100 °C
 Volt max.: 600 V



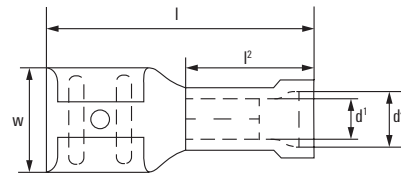
Ordering data

Type	Cross-section mm ²	Colour	Dimensions in mm				Qty.	Order No.	Tool recommendation	
			d ¹	d ²	l	l ²			HTI 15	CTI 6+CTI 6G
VPLI/0.1-0.5	0.1 - 0.5	●	1.2	2	12	5	100	1491450000		
VPLI/0.5-1.0	0.5 - 1	●	1.6	3.2	17	7	100	1491460000		
VPLI/1.5-2.5	1.5 - 2.5	●	2.3	4	17	7	100	1491470000		
VPLI/4.0-6.0	4 - 6	●	3.6	5.4	21.2	7	100	1491480000		

Female disconnecter

Technical data

Material: CU
 Insulation: PVC
 Surface: tin plated
 Temperature resistance: -10 °C to +70 °C
 Volt max.: 600 V



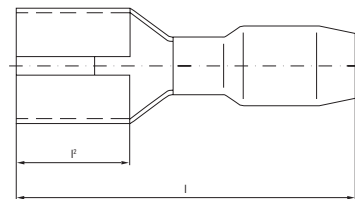

Ordering data

Type	Cross-section mm ²	Colour	Dimensions	Dimensions in mm					Qty.	Order No.	Tool recommendation	
				d ¹	d ²	l	l ²	w			HTI 15	CTI 6+CTI 6G
LIF 1.5F288 R	0.5 - 1.5	●	2.8 x 0.8	1.9	4.2	18.7	9.5	3.8	100	9200520000		
LIF 1.5F488 R	0.5 - 1.5	●	4.8 x 0.8	1.9	4.2	19.2	9.5	5.7	100	9200530000		
LIF 1.5F638 R	0.5 - 1.5	●	6.3 x 0.8	1.9	4.2	20.3	10.0	7.4	100	9200540000		
LIF 2.5F488 R	1.5 - 2.5	●	4.8 x 0.8	2.6	5.0	19.2	9.5	5.7	100	9200550000		
LIF 2.5F638 R	1.5 - 2.5	●	6.3 x 0.8	2.6	5.0	20.3	10.0	7.4	100	9200560000		
LIF 6.0F638 R	4 - 6	●	6.3 x 0.8	3.6	6.5	23.8	13.5	7.4	100	9200570000		

Female disconnecter

Technical data

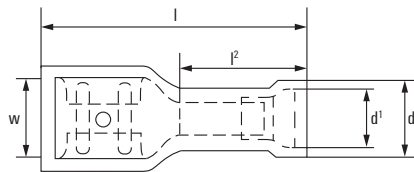
Material: MS
 Insulation: PVC
 Surface: tin plated
 Temperature resistance: -10 °C to +70 °C
 Volt max.: 300 V (0.5 - 1.5 mm²)
 600 V (1.5 - 6 mm²)



Ordering data

Type	Cross-section mm ²	Colour	Dimensions	Dimensions in mm		Qty.	Order No.	Tool recommendation	
				l	l ²			HTI 15	CTI 6+CTI 6G
VFSKHI/0.1-0.5/285	0.2 - 0.5	●	2.8 x 0.5	16	6.4	100	1491620000		
VFSKHI/0.1-0.5/288	0.2 - 0.5	●	2.8 x 0.8	16	6.4	100	1491630000		
VFSKHI/0.5-1.0/285	0.5 - 1	●	2.8 x 0.5	19	6.5	100	1491640000		
VFSKHI/0.5-1.0/288	0.5 - 1	●	2.8 x 0.8	19	6.5	100	1491650000		
VFSKHI/0.5-1.0/485	0.5 - 1	●	4.8 x 0.5	19.4	6.4	100	1491660000		
VFSKHI/0.5-1.0/488	0.5 - 1	●	4.8 x 0.8	19.4	6.4	100	1491670000		
VFSKHI/0.5-1.0/638	0.5 - 1	●	6.3 x 0.8	20.8	7.5	100	1491680000		
VFSKHI/1.5-2.5/285	1.5 - 2.5	●	2.8 x 0.5	19	6.5	100	1491730000		
VFSKHI/1.5-2.5/288	1.5 - 2.5	●	2.8 x 0.8	19	6.5	100	1491740000		
VFSKHI/1.5-2.5/485	1.5 - 2.5	●	4.8 x 0.5	19.4	6.4	100	1491690000		
VFSKHI/1.5-2.5/488	1.5 - 2.5	●	4.8 x 0.8	19.4	6.4	100	1491710000		
VFSKHI/1.5-2.5/638	1.5 - 2.5	●	6.3 x 0.8	20.8	7.3	100	1491720000		
VFSKHI/4.0-6.0/638	4 - 6	●	6.3 x 0.8	23.3	7.3	100	1491750000		
VFSKHI/4.0-6.0/9512	4 - 6	●	9.5 x 1.2	28.6	12	100	1491760000		

Insulated connectors with flared isolation



Female disconnector full insulation

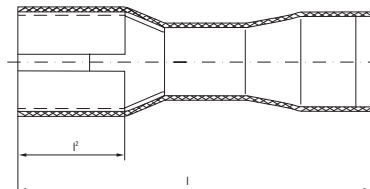
Technical data

Material: CU
 Insulation: PVC
 Surface: tin plated
 Temperature resistance: -10 °C to +70 °C
 Volt max.: 300 V



Ordering data

Type	Cross-section mm²	Colour	Dimensions	Dimensions in mm			Qty.	Order No.	Tool recommendation		
				d¹	d⁴	l	l²	w			
LIF 1.5F638 RF	0.5 - 1.5	●	6.3 x 0.8	1.9	4.0	22.0	10.5	6.6	100	9200640000	HTI 15 CTI 6 + CTI 6G
LIF 2.5F638 RF	1.5 - 2.5	●	6.3 x 0.8	2.6	5.0	22.0	10.5	6.6	100	9200650000	
LIF 6.0F638 RF	4 - 6	●	6.3 x 0.8	3.6	6.8	24.5	13.0	6.6	100	9200660000	



Female disconnector full insulation

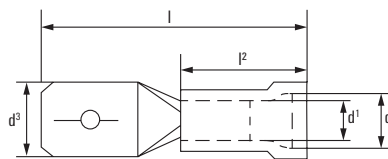
Technical data

Material: Ms
 Insulation: PA
 Surface: tin plated
 Temperature resistance: -55 °C to +100 °C
 Volt max.: 600 V



Ordering data

Type	Cross-section mm²	Colour	Dimensions	Dimensions in mm		Qty.	Order No.	Tool recommendation	
				l	l²		Insulation PVC		
VFSKHV/0.5-1.0/285	0.5 - 1	●	2.8 x 0.5	19.2	6.4	100	1491860000	HTI 15 CTI 6 + CTI 6G	
VFSKHV/0.5-1.0/288	0.5 - 1	●	2.8 x 0.8	19.2	6.4	100	1491870000		
VFSKHV/0.5-1.0/485	0.5 - 1	●	4.8 x 0.5	20.2	6.4	100	1491880000		
VFSKHV/0.5-1.0/488	0.5 - 1	●	4.8 x 0.8	20.2	6.4	100	1491890000		
VFSKHV/0.5-1.0/638	0.5 - 1	●	6.3 x 0.8	21.5	7.3	100	1491910000		
VFSKHV/1.5-2.5/485	1.5 - 2.5	●	4.8 x 0.5	20.2	6.5	100	1491920000		
VFSKHV/1.5-2.5/488	1.5 - 2.5	●	4.8 x 0.8	20.2	6.5	100	1491930000		
VFSKHV/1.5-2.5/638	1.5 - 2.5	●	6.3 x 0.8	21.5	7.3	100	1491940000		
VFSKHV/4.0-6.0/638	4 - 6	●	6.3 x 0.8	24.2	7.3	100	1491950000		



Male disconnector

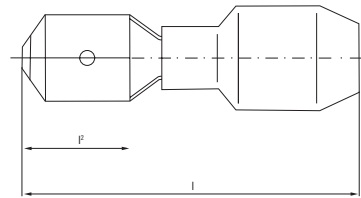

Technical data

Material: CU
 Insulation: PVC
 Surface: tin plated
 Temperature resistance: -10 °C to +70 °C
 Volt max.: 600 V



Ordering data

Type	Cross-section mm²	Colour	Dimensions	Dimensions in mm			Qty.	Order No.	Tool recommendation		
				d¹	d⁴	l	l²	w			
LIF 1.5M638 R	0.5 - 1.5	●	6.3 x 0.8	1.9	4.2	20.8	10.0	6.3	100	9200580000	HTI 15 CTI 6 + CTI 6G
LIF 2.5M638 R	1.5 - 2.5	●	6.3 x 0.8	2.6	5.0	20.8	9.5	6.3	100	9200590000	
LIF 6.0M638 R	4 - 6	●	6.3 x 0.8	3.6	6.5	23.8	13.0	6.3	100	9200600000	



Male disconnector

Technical data

Material: MS
 Insulation: PVC
 Surface: tin plated
 Temperature resistance: -10 °C to +70 °C
 Volt max.: 600 V



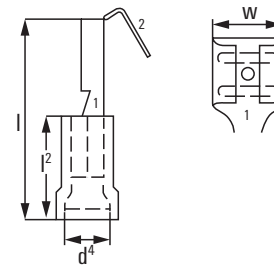
Ordering data

Type	Cross-section mm ²	Colour	Dimensions	Dimensions in mm		Qty.	Order No.	Tool recommendation	
				l	l ²				
FSKI/0.5-1.0/288	0.5	●	2.8 x 0.8	19.2	6.5	100	1491790000	HTI 15	CTI 6 + CTI 6G
FSKI/0.5-1.0/488	0.5	●	4.8 x 0.8	19.8	6.7	100	1491810000		
FSKI/0.5-1.0/638	0.5	●	6.3 x 0.8	21.8	7.7	100	1491820000		
FSKI/1.5-2.5/488	1.5 - 2.5	●	4.8 x 0.8	19.8	6.7	100	1491850000		
FSKI/1.5-2.5/638	1.5 - 2.5	●	6.3 x 0.8	21.8	7.7	100	1491830000		
FSKI/4.0-6.0/638	4 - 6	●	6.3 x 0.8	24	7.7	100	1491840000		

Piggy back disconnector

Technical data

Material: CU
 Insulation: PVC
 Surface: tin plated
 Temperature resistance: -10 °C to +70 °C
 Volt max.: 600 V



Ordering data

Type	Cross-section mm ²	Colour	Dimensions	Dimensions in mm				Qty.	Order No.	Tool recommendation	
				d ⁴	l	l ²	w				
LIF 1.5T638 R	0.5 - 1.5	●	6.3 x 0.8	4.2	22	10.0	6.6	100	9200610000	HTI 15	CTI 6 + CTI 6G
LIF 2.5T638 R	1.5 - 2.5	●	6.3 x 0.8	5	2	10.0	6.6	100	9200620000		
LIF 6.0T638 R	4 - 6	●	6.3 x 0.8	6.5	3.5	13.5	6.6	100	9200630000		

Piggy back disconnector

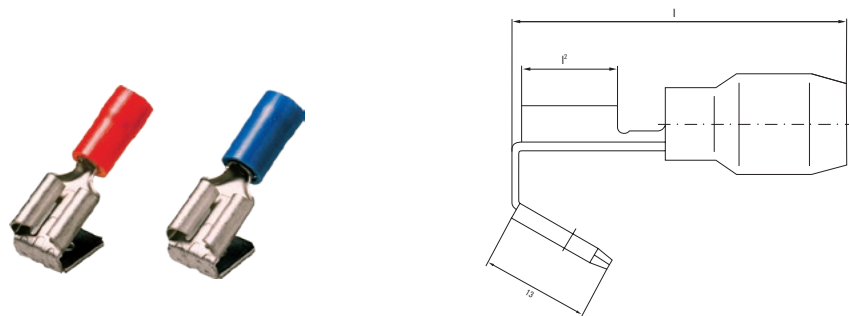
Technical data

Material: MS
 Insulation: PVC
 Surface: tin plated
 Temperature resistance: -10 °C to +70 °C
 Volt max.: 600 V

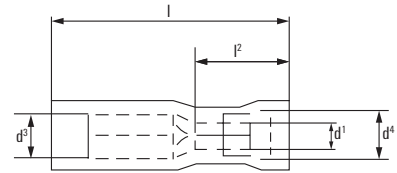


Ordering data

Type	Cross-section mm ²	Colour	Dimensions	Dimensions in mm			Qty.	Order No.	Tool recommendation	
				l	l ²	l ³				
VSTVI/0.5-1.0	0.5 - 1	●	6.3 x 0.8	23.9	8	8.2	100	1491770000	HTI 15	CTI 6 + CTI 6G
VSTVI/1.5-2.5	1.5 - 2.5	●	6.3 x 0.8	23	8	8.2	100	1491780000		



Insulated connectors with flared isolation



Female bullet disconnector

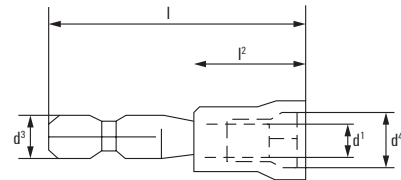
Technical data

Material:	CU Insulation: PVC
Surface:	tin plated
Temperature resistance:	-10 °C to +70 °C
Volt max.:	300 V



Ordering data

Type	Cross-section mm ²	Colour	Pin Ø	Dimensions in mm					Qty.	Order No.	Tool recommendation	
				d ¹	d ²	d ⁴	l	P ²			HTI 15	CTI 6 + CTI 6G
LID 1.5F4 RF	0.5 - 1.5	●	4	1.9	3.86	4.2	23.0	10.5	100	9200700000		
LID 2.5F5 RF	1.5 - 2.5	●	5	2.6	4.85	5.0	24	10.5	100	9200710000		
LID 6.0F5 RF	4 - 6	●	5	3.6	4.85	6.5	27.4	11	100	9200720000		



Male bullet disconnector

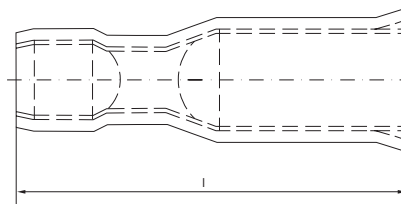
Technical data

Material:	CU Insulation: PVC
Surface:	tin plated
Temperature resistance:	-10 °C to +70 °C
Volt max.:	300 V



Ordering data

Type	Cross-section mm ²	Colour	Pin Ø	Dimensions in mm					Qty.	Order No.	Tool recommendation	
				d ¹	d ²	d ⁴	l	P ²			HTI 15	CTI 6 + CTI 6G
LID 1.5M4 R	0.5 - 1.5	●	4	1.9	3.96	4.2	20.8	10.0	100	9200670000		
LID 2.5M5 R	1.5 - 2.5	●	5	2.6	4.95	5.0	21.1	11.3	100	9200680000		
LID 6.0M5 R	4 - 6	●	5	3.6	4.95	6.5	23.8	13.0	100	9200690000		



Female bullet disconnector

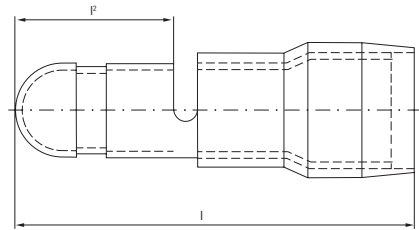

Technical data

Material:	MS
Insulation:	PVC
Surface:	tin plated
Temperature resistance:	-10 °C to +70 °C
Volt max.:	600 V



Ordering data

Type	Cross-section mm ²	Colour	Pin Ø	Dimensions in mm	Qty.	Order No.	Tool recommendation	
				l			HTI 15	CTI 6 + CTI 6G
VRSHV/0.5-1.0	0.5 - 1	●	4	23.3	100	1491980000		
VRSHVI/1.5-2.5	1.5 - 2.5	●	5	23.3	100	1491990000		
VRSHVI/4.0-6.0	4 - 6	●	5	25.1	100	1492010000		



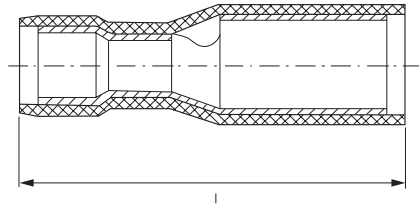
Male bullet disconnector

Technical data

Material: MS
 Insulation: PVC
 Surface: tin plated
 Temperature resistance: -10 °C to +70 °C
 Volt max.: 600 V

Ordering data

Type	Cross-section mm ²	Colour	Dimensions in mm			Qty.	Order No.	Tool recommendation	
			Pin Ø	l	l ²				
VRSTI/0.5-1.0	0.5 - 1	●	4	21.5	8.5	100	1492040000	HTI 15	CTI 6 + CTI 6G
VRSTI/1.5-2.5	1.5 - 2.5	●	5	21.2	8.5	100	1492050000		
VRSTI/4.0-6.0	4 - 6	●	5	24	8.5	100	1492060000		



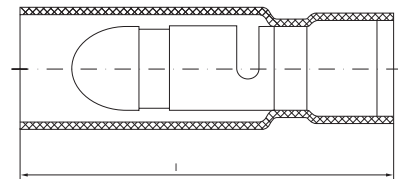
Female bullet disconnector completely insulated

Technical data

Material: MS
 Insulation: PA
 Surface: tin plated
 Temperature resistance: -55 °C to + 100 °C
 Volt max.: 600 V

Ordering data

Type	Cross-section mm ²	Colour	Pin Ø	Dimensions in mm		Qty.	Order No.	Tool recommendation	
				l	l ²				
VRSHVI/0.5-1.0	0.5 - 1	●	4	25.2		100	1492020000	HTI 15	CTI 6 + CTI 6G
VRSHVI/1.5-2.5	1.5 - 2.5	●	4	25.2		100	1492030000		



Male bullet disconnector completely insulated

Technical data

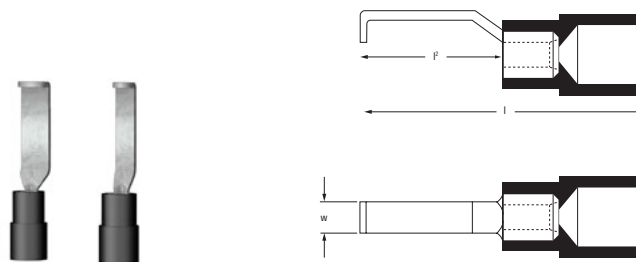
Material: MS
 Insulation: PA
 Surface: tin plated
 Temperature resistance: -55 °C to +100 °C
 Volt max.: 600 V

Ordering data

Type	Cross-section mm ²	Colour	Pin Ø	Dimensions in mm		Qty.	Order No.	Tool recommendation	
				l	l ²				
VRSTI/0.5-1.0	0.5 - 1	●	4	27		100	1492070000	HTI 15	CTI 6 + CTI 6G
VRSTI/1.5-2.5	1.5 - 2.5	●	4	27		100	1492080000		



Insolated connectors with flared isolation



Hooked blade connector

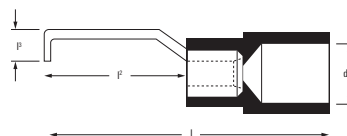

to ESI 50-18 part 2

Technical data

Material: CU
 Insulation: PVC
 Surface: tin plated
 Temperature resistance: -10 °C to +70 °C

Ordering data

Type	Cross-section mm ²	Colour	Dimensions in mm			Qty.	Order No.	Tool recommendation		
			l	l ²	W			HTI 15	CTI 6	CTI 6G
HB 1-17	0.25 - 1.5	●	27.2	16.75	4.6	100	9036290000			
HB 1-13	1.0 - 2.5	●	27.2	16.75	3.0	100	9036300000			



Hooked blade connector

Technical data

Material: CU
 Insulation: PC
 Surface: tin plated

Ordering data

Type	Cross-section mm ²	Colour	Dimensions in mm				Qty.	Order No.	Tool recommendation		
			d ⁴	l	l ²	P			HTI 15	CTI 6 + CTI 6G	
HBT 1.5 - 4.6 RT	0.5 - 1.5	●	4	28.4	17.4	2.1	100	1233340000			
HBT 1.5 - 3.0 RT	0.5 - 1.5	●	4	28.4	17.4	2.1	100	1312440000			
HBT 2.5 - 4.6 BL	1.5 - 2.5	●	4.5	28.2	17.4	2.1	100	1233330000			
HBT 2.5 - 3.0 BL	1.5 - 2.5	●	4.5	28.2	17.4	2.1	100	1312450000			
HBT 6.0 - 3.0 GE	4.0 - 6.0	●	6.4	30.2	17.2	2.8	100	1312470000			
HBT 6.0 - 4.6 GE	4.0 - 6.0	●	6.4	30.2	17.2	2.8	100	1216230000			



Cable lugs

Cable lugs	Technical data / general notes	L.2
	Tubular cable lugs, copper, euro-series	L.8
	Tubular cable lugs with angle, copper, euro-series	L.12
	Joint connector, copper, euro-series	L.15
	Crimp cable lugs, copper, DIN 46235	L.16
	Tubular compression connectors, copper, DIN 46267 part 1	L.20
	Terminals ring and fork-type, noninsulated	L.22
	Pin cable lugs DIN 46230, noninsulated	L.26
	Parallel connectors and joint connector, noninsulated	L.27

Cable lugs

Technical data / general information

Conductor cross section comparison

comparable ISO-cross section in (mm ²)	AWG/ MCM	
	AWG	cross section (mm ²)
0.14	26	0.128
0.2	24	0.205
0.34	22	0.325
0.5	20	0.519
0.75	18	0.823
1	-	-
1.5	16	1.31
2.5	14	2.08
4	12	3.31
6	10	5.27
10	8	8.35
16	6	13.3
25	4	21.2
35	2	33.6
-	1	42.4
50	0	53.4
70	00	67.5
95	000	85.0
-	0000	107.2
120	250 MCM	127
150	300 MCM	152
185	350 MCM	177
240	500 MCM	253
300	600 MCM	304
400	800 MCM	405.36

Electrical characteristics

Maximum allowable current load of cable lugs and connectors
in conjunction with insulated conductors (at ambient temperature +30 °C)

nominal cross section (mm ²)	Single cor cable	Multicore cables + cords, excl. home- and portable apparatus	Multicore heavy duty rubber cables
	- rubber insulated - PVC insulated - TPE insulated - heat resistant	- rubber insulated - PVC insulated - TPE insulated - heat resistant	min. 0.6 / 1kV
	Cu (A)	Cu (A)	Cu (A)
0.75	15	12	-
1	19	15	-
1.5	24	18	23
2.5	32	26	30
4	42	34	41
6	54	44	53
10	73	61	74
16	98	82	99
25	129	108	131
35	158	135	162
50	198	168	202
70	245	207	250
95	292	250	301
120	344	292	-
150	391	335	-
185	448	382	-
240	528	453	-
300	608	523	-
sources of current ratings:	DIN VDE 0298-4:2013-06 Table 11, colonne 2	DIN VDE 0298-4:2013-06 Table 11, colonne 5	DIN VDE 0298-4:2013-06 Table 15, colonne 4+2

Note:

Design of these tables deviates from VDE 0298-4 design.
In case of doubt, appliance of the current issue of the DIN VDE 0298-4 is obligatory.

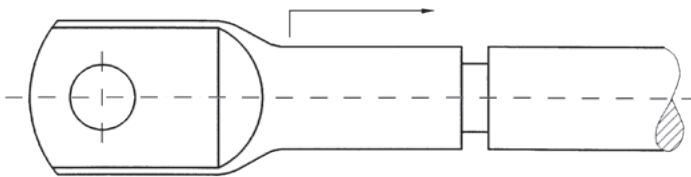
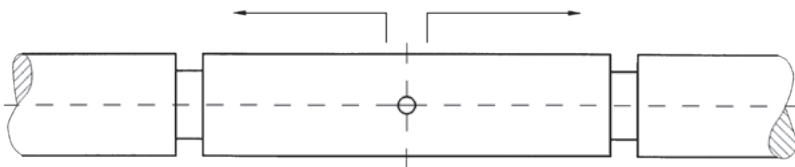
Above Table values have to be taken into consideration of further applicable converting / derating factors:

- other ambient temperatures: DIN VDE 0298-4
- pay attention to the maximum electric current of the used equipment
- pay attention to the maximum current load of the used cable under consideration of the laying procedure

Assembly of cable lugs and connectors

general

1. Take the measurements of the cable lugs / connectors and their allocation of cross section out of this catalogue.
2. Cut the cable right-angled to the conductor. Strip off the insulation of the cable. The part to be stripped of has to be as long as the sleeve (measurement a) of the cable lug / connector + about 10 %.
3. Before crimping clean the conductor with a wire brush in order to remove dirt and oxidation. Sectorshaped conductors must be rounded before crimping!
4. Insert the noninsulated conductor into the compression sleeve until it reaches the wire stop.
5. Before starting to crimp please check whether conductor and cable lug respectively connector have the same cross section and do fit to each other according to our catalogue.
6. Please check whether crimping tool and crimping dies are suitable for the cable lugs/connectors you want to crimp. You can take this information for each series and cross section from the manufacturer's catalogue or the operating instructions of the tool.
7. The crimping process is evaluated, on the cable lug and connector, from the cable end to the end of the sleeve.(see illustration).



For the quantity of crimpings take notice of the preceding charts.
(These you are able to find on the following page)

Tensile forces – min. specified value

Tensile forces during mechanical testing for crimp and press connection

Cross section mm ²	Values for crimpings up to 10 mm ² (except end ferrules) (DIN EN 60352-2 release 2014-4) and (IEC 61210 edition 2.0 release 2010-8)					Additional information from the standards for electrical tests:
	AWG	Extract values > [N]				
0.22	24	28				Test voltage according to DIN EN 60352-2 1500V eff., 45 Hz up to 60 Hz Test voltage according to IEC 61210 1000V a.c. < 1000Hz 1500V d.c. The test is carried out on 10 samples
0.25		32				
0.34	22	40				
0.5	20	60				
0.75		85				
0.82	18	90				
1		108				
1.3	16	135				
1.5		150				
2.1	14	200				
2.5		230				
3.3	12	275				
4		310				
5.3	10	355				
6		360				
8.4	8	370				
10		380				
	Values for crimp connections up to 2.5-1200 mm ² (except ferrules) (DIN EN IEC 61238-2 (up to 1 kV) -3 (1 kV up to 36 kV) release 2019-11)					
	Class 1			Class 2		
	Extract values Set value [N]	Extract values -5% [N]	Extract values +5% [N]	Extract values Set value [N]	Extract values -5% [N]	Extract values +5% [N]
2.5	150	142.5	157.5	150	142.5	157.5
4	240	228	252	240	228	252
6	360	342	378	360	342	378
10	600	570	630	600	570	630
16	960	912	1008	960	912	1008
25	1500	1425	1575	1500	1425	1575
35	2100	1995	2205	2100	1995	2205
50	3000	2850	3150	3000	2850	3150
70	4200	3990	4410	4200	3990	4410
95	5700	5415	5985	5700	5415	5985
120	7200	6840	7560	7200	6840	7560
150	9000	8550	9450	9000	8550	9450
185	11100	10545	11655	11100	10545	11655
240	14400	13680	15120	14400	13680	15120
300	18000	17100	18900	18000	17100	18900
400	20000	19000	21000	24000	22800	25200
500	20000	19000	21000	30000	28500	31500
625	20000	19000	21000	37500	35625	39375
800	20000	19000	21000	48000	45600	50400
1000	20000	19000	21000	60000	57000	63000
1200	20000	19000	21000	72000	68400	75600

Note

Values refer to conductors according to IEC 60228 (solid, stranded, fine and superfine).
 The test is carried out on 3 samples
 According to the standard, the ladder may slip < 3 mm at 100% test load, we recommend no slipping during the test
 We recommend checking the values according to DIN EN 60352-2 for the cross-sections 2.5 and 4 mm²



Crimping instructions for euro-series

Crimping instructions

Minimum necessary crimping quantity of cable lugs and connectors for euro-series. (WM-crimping):

Crimping tools and order numbers

Cross section in mm	crimping quantity x width	PZ RK 6/70 1500440000	PZ RK 10/120 1500450000	EPG 45 1500830000	EPG 60 2453810000	HPG 60 2453820000	APG 80 1502390000
6	1 x 5 mm						
	1 x 7 mm						
10	1 x 5 mm						
	1 x 7 mm						
16	2 x 5 mm						
	1 x 7 mm						
25	2 x 5 mm						
	1 x 12 mm						
35	2 x 5 mm						
	1 x 10 mm						
	1 x 12 mm						
50	2 x 5 mm						
	1 x 12 mm						
70	2 x 5 mm						
	1 x 12 mm						
95	2 x 5 mm						
	1 x 12 mm						
120	3 x 5 mm						
	1 x 10 mm						
150	3 x 5 mm						
185	3 x 5 mm						
	2 x 10 mm						
240	3 x 5 mm						
	3 x 7 mm						
300	4 x 5 mm						
	3 x 7 mm						
400	4 x 7 mm						

Crimping instructions for DIN 46235-series and DIN 46267-series

Crimping instructions

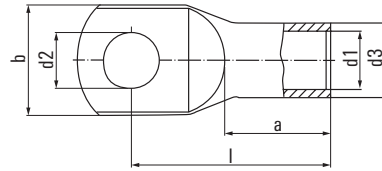
Minimum necessary crimping quantity of cable lugs and connectors
for DIN 46235-series and DIN 46267-series (Hexagonal-shape-crimping):

Crimping tools and order numbers

cross section in mm	die code	crimping quantity x width	PZ PK 6/70 1500470000	PZ PK 10/120 1500480000	EPG 45 1500830000	EPG 60 2453810000	HPG 60 2453820000	APG 80 1502390000
6	5	1 x 5 mm						
		1 x 7 mm						
10	6	1 x 5 mm						
		1 x 7 mm						
16	8	2 x 5 mm						
		1 x 12 mm						
25	10	2 x 5 mm						
		1 x 12 mm						
35	12	2 x 5 mm						
		1 x 10 mm						
		1 x 12 mm						
50	14	3 x 5 mm						
		1 x 12 mm						
70	16	3 x 5 mm						
		1 x 12 mm						
95	18	4 x 5 mm						
		2 x 10 mm						
120	20	4 x 5 mm						
		2 x 10 mm						
150	22	4 x 5 mm						
		2 x 10 mm						
185	25	4 x 5 mm						
		2 x 10 mm						
240	28	4 x 5 mm						
		2 x 13 mm						
300	32	4 x 5 mm						
		4 x 7 mm						

Tubular cable lugs and connectors, copper euro-series





**Tubular cable lugs 0.5 – 25 mm²,
euro-series**

Technical data

Material:

Cu according to DIN EN 13600

Surface:

tin plated

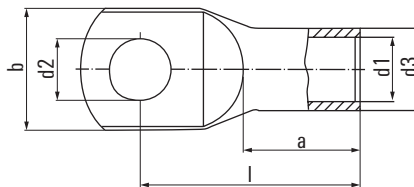
Approvals:



Ordering data

Cross-section mm ²	flat hole M	dimensions in mm							Qty. (pcs.)	Order No.	Tool recommendation
		d1	d3	d2	b	l	a				
KRN-M3/-0,75	0.5 - 0.75	3	1.4	3	3.2	6.5	12.5	6	100	1495010000*	HTN 21
KRN-M4/-0,75		4			4.3	8.5	14		100	1495020000*	
KRN-M5/-0,75		5			5.3	10	15		100	1495030000*	
KRN-M3/-1,5	1.0 - 1.5	3	1.9	3.9	3.2	6.5	14	6	100	1495040000*	
KRN-M4/-1,5		4			4.3	8.5	15		100	1495050000*	
KRN-M5/-1,5		5			5.3	10	16		100	1495070000*	
KRN-M6/-1,5		6			6.4	11	18		100	1495080000*	
KRN-M4/-2,5	2.5	4	2.4	4.4	4.3	8.5	15	6.5	100	1495090000*	
KRN-M5/-2,5		5			5.3	10	16		100	1495100000*	
KRN-M6/-2,5		6			6.4	11	18		100	1495110000*	
KRN-M8/-2,5		8			8.4	13	20		100	1495120000*	
KRN-M4/-4	4	4	3	5	4.3	8.5	17	8	100	1495130000*	
KRN-M5/-4		5			5.3	10	18		100	1495140000*	
KRN-M6/-4		6			6.4	11	20		100	1495150000*	
KRN-M8/-4		8			8.4	14	22		100	1495170000*	
KRN-M4/-6	6	4	3.5	6.5	4.3	10	19	9	100	1497150000	PZ RK 6/70
KRN-M5/-6		5			5.3	10	20		100	1497170000	
KRN-M6/-6		6			6.4	11	21.5		100	1497180000	
KRN-M8/-6		8			8.4	15	24		100	1497190000	
KRN-M10/-6		10			10.5	18	26		100	1497200000	
KRN-M12/-6		12			13	19	27.5		100	1497210000	
KRN-M4/-10	10	4	4.5	7	4.3	12	20	10	100	1496900000	PZ RK 10/120
KRN-M5/-10		5			5.3	12	21		100	1496910000	
KRN-M6/-10		6			6.4	12	22.5		100	1496920000	
KRN-M8/-10		8			8.4	15	25		100	1496930000	
KRN-M10/-10		10			10.5	18	27		100	1496940000	
KRN-M12/-10		12			13	20	28.5		100	1496950000	
KRN-M5/-16	16	5	5.5	8.5	5.3	12	25	13	100	1496970000	PZ RK 10/120
KRN-M6/-16		6			6.4	12	26.5		100	1496980000	
KRN-M8/-16		8			8.4	15	29		100	1496990000	
KRN-M10/-16		10			10.5	18	31		100	1497000000	
KRN-M12/-16		12			13	19	32		100	1497010000	
KRN-M5/-25	25	5	7	10	5.3	15	33.5	15	100	1495830000	
KRN-M6/-25		6			6.4	15	31.5		100	1496490000	
KRN-M8/-25		8			8.4	16	33		100	1496500000	
KRN-M10/-25		10			10.5	18	34.5		100	1496510000	
KRN-M12/-25		12			13	20	36		100	1496520000	
KRN-M14/-25		14			15	22	39		100	1496530000	

* UL not tested



Tubular cable lugs 35 – 300 mm², euro-series

Technical data

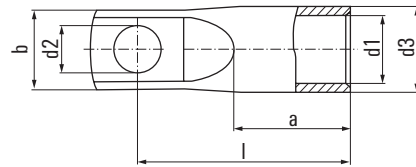
Material: Cu according to DIN EN 13600
 Surface: tin plated
 Approvals:



Ordering data

Type	Cross section mm ²	flat hole M	dimensions in mm						weight 100 pcs./kg	Qty (pcs.)	Order No.	Tool recommendation		
			d1	d3	d2	b	l	a				PZ/RK 6/70	EPG 45	EPG 60 + HPG 60
KRN-M6/35	35	6	8.5	12	6.4	17	33	17	2.07	100	1496540000	PZ/RK 6/70	EPG 45	EPG 60 + HPG 60
KRN-M8/35		8			8.4	17	34		2.18	100	1496550000			
KRN-M10/35		10			10.5	20	36.5		2.19	100	1496570000			
KRN-M12/35		12			13	22	37.5		2.33	100	1496580000			
KRN-M6/50	50	6	10	14	6.4	20	37	19	3.01	100	1496590000			
KRN-M8/50		8			8.4	20	39		3.04	100	1496600000			
KRN-M10/50		10			10.5	20	40.5		3.13	100	1496610000			
KRN-M12/50		12			13	23	42		3.13	100	1496620000			
KRN-M 14/50		14			15	23	44		3.51	100	1495750000			
KRN-M16/50		16			17	27	46		3.55	100	1496630000			
KRN-M20/50		20			21	30.5	52.5		3.89	100	1495840000			
KRN-M6/70	70	6	12	16.5	6.4	24	40.5	21	4.11	25	1496640000			
KRN-M8/70		8			8.4	24	42.5		4.46	25	1496650000			
KRN-M10/70		10			10.5	24	43.5		4.64	25	1496670000			
KRN-M12/70		12			13	24	45		4.73	25	1495570000			
KRN-M14/70		14			15	25	46		4.91	25	1495770000			
KRN-M16/70		16			17	28	48.5		4.96	25	1495580000			
KRN-M 20/70		20			21	29	52		5.29	25	1495590000			
KRN-M6/95	95	6	13.5	18	6.4	26	43	23	4.95	25	1495820000			
KRN-M8/95		8			8.4	26	46		5.36	25	1495600000			
KRN-M10/95		10			10.5	26	47		5.51	25	1495610000			
KRN-M12/95		12			13	26	48		5.51	25	1495620000			
KRN-M14/95		14			15	26	51.5		5.89	25	1495780000			
KRN-M16/95		16			17	28	51		5.85	25	1495630000			
KRN-M20/95		20			21	30	55		6.13	25	1495640000			
KRN-M8/120	120	8	15	20	8.4	29	49.5	26	6.88	25	1495790000			
KRN-M10/120		10			10.5	29	52		7.99	25	1495650000			
KRN-M12/120		12			13	29	51.5		7.84	25	1495670000			
KRN-M14/120		14			15	30	53		7.86	25	1495800000			
KRN-M16/120		16			17	30	55		8.07	25	1495680000			
KRN-M20/120		20			21	35	60		8.90	25	1495690000			
KRN-M8/150	150	8	16.8	21.3	8.4	31	55.5	29	7.89	25	1495700000			
KRN-M10/150		10			10.5	31	56.5		8.37	25	1495710000			
KRN-M12/150		12			13	31	56		8.07	25	1495720000			
KRN-M14/150		14			15	31	57		8.30	25	1495810000			
KRN-M16/150		16			17	31	58		8.36	25	1495730000			
KRN-M 20/150		20			21	35	63		8.75	25	1495740000			
KRN-M8/185	185	8	19	24	8.4	35	58	30	10.37	25	1497290000*			
KRN-M10/185		10			10.5	35	59		10.61	25	1495430000			
KRN-M12/185		12			13	35	58.5		10.60	25	1495440000			
KRN-M14/185		14			15	35	61		10.72	25	1497250000			
KRN-M16/185		16			17	35	63		10.86	25	1495450000			
KRN-M20/185		20			21	35	66		11.33	25	1495470000			
KRN-M8/240	240	8	21	26	8.4	38	67	35	12.40	25	1495480000*			
KRN-M10/240		10			10.5	38	67		12.97	25	1495490000			
KRN-M12/240		12			13	38	67		13.02	25	1495500000			
KRN-M14/240		14			15	38	69		13.36	25	1497270000			
KRN-M16/240		16			17	38	69.5		13.56	25	1495510000			
KRN-M 20/240		20			21	38	71		13.80	25	1495520000			
KRN-M10/300	300	10	24	30	10.5	44	79.5	42	20.45	20	1495530000*			
KRN-M12/300		12			13	44	82		21.18	20	1495540000			
KRN-M14/300		14			15	44	84		22.19	20	1497280000			
KRN-M16/300		16			17	44	85		21.94	20	1495550000			
KRN-M20/300		20			21	44	85		22.40	20	1497240000			
KRN-M10/400	400	10	27.5	33.5	10.5	49	92	47	27.9	15	2578020000			
KRN-M12/400		12			13	49	92		27.85	15	2578030000			
KRN-M16/400		16			17	49	92		27.65	15	2578040000			
KRN-M20/400		20			21	49	92		26.61	15	2578050000			

* UL not tested



Tubular cable lugs 35 – 300 mm², euro-series, with narrow flange

Technical data

Material:

Cu according to DIN EN 13600

Surface:

tin plated

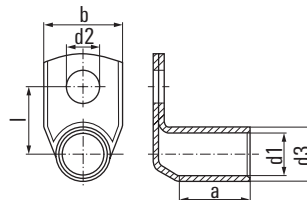
Approvals:



Ordering data

Type	Cross section mm ²	flat hole		dimensions in mm							weight 100 pcs./kg	Qty. (pcs.)	Order No.	Tool recommendation			
		M	d1	d3	d2	b	l	a	PZ RK 6/70	PZ RK 10/120				EPG 45	EPG 60 + HPG 60	APG 80	
KRN-M6/-35 S	35	6	8.5	12	6.4	15	33	17	1.93	25	1494790000	PZ RK 6/70	PZ RK 10/120	EPG 45	EPG 60 + HPG 60	APG 80	
KRN-M8/-35 S		8			8.4	15	35		1.90	25	1494810000*						
KRN-M6/-50 S	50	6	10	14	6.4	15	37	19	2.69	25	1494820000						
KRN-M8/-50 S		8			8.4	17	39		2.79	25	1494830000						
KRN-M10/-50 S		10			10.5	17	41		2.99	25	1494840000						
KRN-M6/-70 S	70	6	11.8	16.5	6.4	17	41	21	3.99	25	1494850000						
KRN-M8/-70 S		8			8.4	17	43		4.38	25	1494860000						
KRN-M10/-70 S		10			10.5	17	45		4.40	25	1494870000						
KRN-M12/-70 S		12			13	19	46		4.48	25	1494880000						
KRN-M6/-95 S	95	6	13.5	18	6.4	19	43	23	4.67	25	1494430000						
KRN-M8/-95 S		8			8.4	19	45		4.90	25	1494890000						
KRN-M10/-95 S		10			10.5	19	47		5.10	25	1494900000						
KRN-M12/-95 S		12			13	19	48		5.20	25	1494910000						
KRN-M6/-120 S	120	6	14.7	20	6.4	20	49	26	6.43	10	1494410000						
KRN-M8/-120 S		8			8.4	20	51		7.12	10	1494420000						
KRN-M10/-120 S		10			10.5	20	53		6.70	10	1494920000						
KRN-M12/-120 S		12			13	20	54		7.12	10	1494930000						
KRN-M6/-150 S	150	6	16.3	21.3	6.4	19	53	29	7.01	10	1494440000						
KRN-M8/-150 S		8			8.4	19	55		7.31	10	1494940000						
KRN-M10/-150 S		10			10.5	19	56		7.63	10	1494950000						
KRN-M12/-150 S		12			13	22	59		7.63	10	1494970000						
KRN-M10/-185 S	185	10	18.7	24	10.5	26	60	30	10.47	10	1494980000						
KRN-M12/-185 S		12			13	26	59.5		10.27	10	1494990000						
KRN-M16/-185 S		16			17	26	64		10.81	10	1495000000						
KRN-M10/-240 S	240	10	21	26	10.5	30	65	35	12.80	5	1494340000						
KRN-M12/-240 S		12			13	30	65		11.71	5	1494350000						
KRN-M16/-240 S		16			17	30	68		12.11	5	1494370000						
KRN-M10/-300 S	300	10	23.5	30	10.5	30	76	42	19.66	5	1494380000*						
KRN-M12/-300 S		12			13	30	79		20.08	5	1494390000*						
KRN-M16/-300 S		16			17	30	81		20.60	5	1494400000*						

* UL not tested



**Tubular cable lugs with 90° angle,
0.5 – 35 mm², euro-series**

Technical data

Material: Cu according to DIN EN 13600
Surface: tin plated
Approvals:

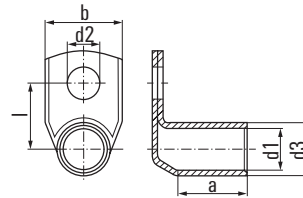


Ordering data

Type	Cross-section mm ²	flat hole M	dimensions in mm						weight 100 pcs./kg	Qty. (pcs.)	Order No.	Tool recommendation
			d1	d3	d2	b	l	a				
KWN-M3/0,75 90	0.5 - 0.75	3	1.4	3	3.2	6.5	7.5	5	0.09	100	1495180000*	
KWN-M4/0,75 90		4			4.3	8.5	8.5		0.10	100	1495190000*	
KWN-M5/0,75 90		5			5.3	10	9.5		0.10	100	1495200000*	
KWN-M3/1,5 90	1.0 - 1.5	3	1.9	3.9	3.2	6.5	8	5	0.16	100	1495210000*	
KWN-M4/1,5 90		4			4.3	8.5	9		0.16	100	1495220000*	
KWN-M5/1,5 90		5			5.3	10	10		0.16	100	1495230000*	
KWN-M6/1,5 90		6			6.4	11	12		0.15	100	1495240000*	
KWN-M4/2,5 90	2.5	4	2.4	4.4	4.3	8.5	9.2	5.5	0.18	100	1495250000*	
KWN-M5/2,5 90		5			5.3	10	10.2		0.18	100	1495270000*	
KWN-M6/2,5 90		6			6.4	11	12.2		0.22	100	1495280000*	
KWN-M8/2,5 90		8			8.4	14	14.2		0.23	100	1495290000*	
KWN-M4/4 90	4	4	3	5	4.3	8.5	9.5	7	0.25	100	1495300000*	
KWN-M5/4 90		5			5.3	10	10.5		0.24	100	1495310000*	
KWN-M6/4 90		6			6.4	11	12.5		0.29	100	1495320000*	
KWN-M8/4 90		8			8.4	14	14.5		0.30	100	1495330000*	
KWN-M4/6 90	6	4	3.5	6.5	4.3	10	10.3	8	0.52	100	1497220000	
KWN-M5/6 90		5			5.3	11	11.2		0.56	100	1496120000	
KWN-M6/6 90		6			6.4	11	13.3		0.62	100	1496130000	
KWN-M8/6 90		8			8.4	15	15.3		0.64	100	1496140000	
KWN-M10/6 90		10			10.5	18	17.2		0.68	100	1496150000	
KWN-M12/6 90		12			13	20	18.2		0.66	100	1496170000	
KWN-M5/10 90	10	5	4.5	7	5.3	12	11.5	9	0.54	100	1497020000	
KWN-M6/10 90		6			6.4	12	12.5		0.59	100	1497030000	
KWN-M8/10 90		8			8.4	15	15.5		0.67	100	1497040000	
KWN-M10/10 90		10			10.5	18	17.5		0.70	100	1497050000	
KWN-M12/10 90		12			13	20	18.5		0.70	100	1497070000	
KWN-M5/16 90	16	5	5.5	8.5	5.3	12	13	12	1.07	100	1497080000	
KWN-M6/16 90		6			6.4	12	14.3		1.15	100	1497090000	
KWN-M8/16 90		8			8.4	15	16.3		1.20	100	1497100000	
KWN-M10/16 90		10			10.5	18	18.3		1.23	100	1497110000	
KWN-M12/16 90		12			13	20	19.3		1.23	100	1497120000	
KWN-M6/25 90	25	6	7	10	6.4	15	15.5	14	1.35	100	1495850000	
KWN-M8/25 90		8			8.4	16	17.5		1.43	100	1495870000	
KWN-M10/25 90		10			10.5	18	19.5		1.57	100	1495880000	
KWN-M12/25 90		12			13	20	20.5		1.51	100	1495890000	
KWN-M14/25 90		14			15	22	22.5		1.69	100	1495900000	
KWN-M6/35 90	35	6	8.5	12	6.4	17	16.5	16	2.10	100	1495910000	
KWN-M8/35 90		8			8.4	17	18.5		2.31	100	1495920000	
KWN-M10/35 90		10			10.5	20	20.5		2.36	100	1495930000	
KWN-M12/35 90		12			13	22	21.5		2.37	100	1495940000	
KWN-M14/35 90		14			15	23	23.5		2.48	100	1494640000	
KWN-M16/35 90		16			17	28	24.5		2.48	100	1494690000	

* UL not tested

HTN 21			
PZ RK 6/70	EPG 45	APG 80	
PZ RK 10/120		EPG 60 + HPG 60	



**Tubular cable lugs with 90° angle,
50 – 300 mm², euro-series**

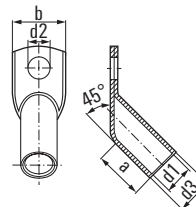
Technical data

Material: Cu according to DIN EN 13600
Surface: tin plated
Approvals:



Ordering data

Type	Cross-section mm ²	flat hole M	dimensions in mm						weight 100 pcs./kg	Qty. (pcs.)	Order No.	Tool recommendation			
			d1	d3	d2	b	l	a				PZ RK 6/70	PZ RK 10/120	EPG 45 EPG 60 + HPG 60	APG 80
KWN-M6/-50 90	50	6	10	14	6.4	20	17.5	18	3.00	100	1495950000	PZ RK 6/70	PZ RK 10/120	EPG 45 EPG 60 + HPG 60	APG 80
KWN-M8/-50 90		8			8.4	20	19.5		3.22	100	1495970000				
KWN-M10/-50 90		10			10.5	20	21.5		3.32	100	1495980000				
KWN-M12/-50 90		12			13	23	22.5		3.28	100	1495990000				
KWN-M14/-50 90		14			15	23	24.5		3.37	100	1494650000				
KWN-M16/-50 90		16			17	27	28.5		3.63	100	1496000000				
KWN-M20/-50 90		20			21	30	32.5		3.89	100	1494710000				
KWN-M6/-70 90	70	6	12	16.5	6.4	24	18.8	20	4.41	25	1496010000				
KWN-M8/-70 90		8			8.4	24	20.8		4.86	25	1496020000				
KWN-M10/-70 90		10			10.5	24	22.8		5.06	25	1496030000				
KWN-M12/-70 90		12			13	24	23.8		4.94	25	1496040000				
KWN-M14/-70 90		14			15	25	25.8		5.19	25	1494660000				
KWN-M16/-70 90		16			17	28	26.8		5.11	25	1496050000				
KWN-M20/-70 90		20			21	29	30.8		5.26	25	1496070000				
KWN-M8/-95 90	95	8	13.5	18	8.4	26	21.5	22	5.33	25	1496080000				
KWN-M10/-95 90		10			10.5	26	23.5		5.59	25	1496090000				
KWN-M12/-95 90		12			13	26	24.5		5.66	25	1496100000				
KWN-M14/-95 90		14			15	26	26.5		5.89	25	1494670000				
KWN-M16/-95 90		16			17	28	27.5		6.00	25	1496110000				
KWN-M8/-120 90	120	8	15	20	8.4	29	22.5	25	7.63	25	1494680000				
KWN-M10/-120 90		10			10.5	29	24.5		8.07	25	1494450000				
KWN-M12/-120 90		12			13	29	25.5		7.99	25	1494470000				
KWN-M16/-120 90		16			17	30	28.5		8.46	25	1494480000				
KWN-M8/-150 90	150	8	16.8	21.3	8.4	31	25.7	28	8.03	25	1494490000				
KWN-M10/-150 90		10			10.5	31	25.7		8.07	25	1494500000				
KWN-M12/-150 90		12			13	31	26.7		8.29	25	1494510000				
KWN-M16/-150 90		16			17	31	29.7		8.50	25	1494520000				
KWN-M20/-150 90		20			21	35	33.7		8.89	25	1494530000				
KWN-M10/-185 90	185	10	19	24	10.5	35	27	29	11.41	25	1494540000				
KWN-M12/-185 90		12			13	35	28		12.04	25	1494550000				
KWN-M16/-185 90		16			17	35	31		12.48	25	1494570000				
KWN-M20/-185 90		20			21	35	35		12.70	25	1494580000				
KWN-M10/-240 90	240	10	21	26	10.5	38	28	34	13.32	25	1494590000				
KWN-M12/-240 90		12			13	38	29		13.40	25	1494610000				
KWN-M16/-240 90		16			17	38	32		13.76	25	1494620000				
KWN-M20/-240 90		20			21	38	36		14.23	25	1494630000				
KWN-M12/-300 90	300	12	24	30	13	43	31	41	19.92	20	1497300000				
KWN-M16/-300 90		16			17	43	34		20.90	20	1497310000				
KWN-M20/-300 90		20			21	43	38		21.81	20	1497320000				



**Tubular cable lugs with 45° angle,
10 – 240 mm², euro-series**

Technical data

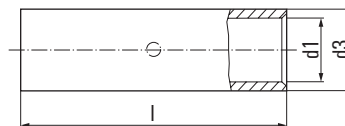
Material: Cu according to DIN EN 13600
Surface: tin plated
Approvals:



Ordering data

Type	Cross-section mm ²	flat hole M	dimensions in mm					weight 100 pcs./kg	Qty. (pcs.)	Order No.	Tool recommendation			
			d1	d3	d2	b	a							
KWN-M5/-10 45	10	5	4.5	7	5.3	12	9	0.55	100	1496810000	PZ RK 6/70	EPG 45	EPG 60 + HPG 60	APG 80
KWN-M6/-10 45		6			6.4	12		0.58	100	1496820000				
KWN-M8/-10 45		8			8.4	15		0.65	100	1496830000				
KWN-M10/-10 45		10			10.5	18		0.66	100	1496840000*				
KWN-M5/-16 45	16	5	5.5	8.5	5.3	12	12	0.95	100	1496850000				
KWN-M6/-16 45		6			6.4	12		1.02	100	1496870000				
KWN-M8/-16 45		8			8.4	15		1.17	100	1496880000				
KWN-M10/-16 45		10			10.5	18		1.17	100	1496890000				
KWN-M6/-25 45	25	6	7	10	6.4	15	14	1.39	100	1496180000				
KWN-M8/-25 45		8			8.4	16		1.51	100	1496190000				
KWN-M10/-25 45		10			10.5	18		1.66	100	1496200000				
KWN-M12/-25 45		12			13	20		1.70	100	1496210000				
KWN-M6/-35 45	35	6	8.5	12	6.4	17	16	2.17	50	1496220000				
KWN-M8/-35 45		8			8.4	17		2.23	50	1496230000				
KWN-M10/-35 45		10			10.5	20		2.34	50	1496240000				
KWN-M12/-35 45		12			13	22		2.40	50	1496250000				
KWN-M6/-50 45	50	6	10	14	6.4	20	18	2.94	50	1496270000*				
KWN-M8/-50 45		8			8.4	20		3.34	50	1496280000				
KWN-M10/-50 45		10			10.5	20		3.65	50	1496290000				
KWN-M12/-50 45		12			13	23		3.65	50	1496300000				
KWN-M8/-70 45	70	8	12	16.5	8.4	24	20	4.90	25	1496310000				
KWN-M10/-70 45		10			10.5	24		5.23	25	1496320000				
KWN-M12/-70 45		12			13	24		5.34	25	1496330000				
KWN-M8/-95 45	95	8	13.5	18	8.4	26	22	6.18	25	1496340000				
KWN-M10/-95 45		10			10.5	26		6.20	25	1496350000				
KWN-M12/-95 45		12			13	26		6.20	25	1496370000				
KWN-M16/-95 45		16			17	28		6.80	25	1496380000*				
KWN-M8/-120 45	120	8	15	20	8.4	29	25	7.80	25	1496390000				
KWN-M10/-120 45		10			10.5	29		8.90	25	1496400000				
KWN-M12/-120 45		12			13	29		8.91	25	1496410000				
KWN-M16/-120 45		16			17	30		9.31	25	1496420000				
KWN-M8/-150 45	150	8	16.8	21.3	8.4	31	28	11.31	25	1496430000*				
KWN-M10/-150 45		10			10.5	31		9.80	25	1496440000				
KWN-M12/-150 45		12			13	31		9.68	25	1496450000				
KWN-M16/-150 45		16			17	31		10.12	25	1496470000				
KWN-M20/-150 45		20			21	35		10.12	25	1496480000*				
KWN-M10/-185 45	185	10	19	24	10.5	35	29	12.35	20	1495340000				
KWN-M12/-185 45		12			13	35		12.24	20	1495350000				
KWN-M16/-185 45		16			17	35		12.84	20	1495370000				
KWN-M20/-185 45		20			21	35		13.99	20	1495380000				
KWN-M12/-240 45	240	12	21	26	13	38	34	15.46	15	1495400000				
KWN-M16/-240 45		16			17	38		16.51	15	1495410000				
KWN-M20/-240 45		20			21	38		17.04	15	1495420000				

* UL not tested



**Joint connector 0.5 – 240 mm²
euro-series**

Technical data

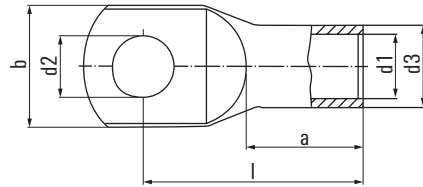
Material: Cu according to DIN EN 13600
 Surface: tin plated
 Type: with wirestop

Ordering data

Type	Cross-section mm ²	dimensions in mm			weight 100 pcs./kg	Qty. (pcs.)	Order No.	Tool recommendation			
		d1	d3	l				HTN 21	EPG 45	PZ RK 6/70 PZ RK 10/120	EPG 80 + HPG 80
VSTN-M0,5/-0,75	0.5 - 0.75	1.4	3	15	0.08	100	1497330000				
VSTN-M1/-1,5	1.0 - 1.5	1.9	3.9	15	0.12	100	1497340000				
VSTN/-2,5	2.5	2.4	4.4	16	0.15	100	1497350000				
VSTN/-4	4	3	5	19	0.21	100	1497370000				
VSTN/-6	6	3.5	6.5	25	0.51	100	1494720000				
VSTN/-10	10	4.5	7	30	0.60	50	1497130000				
VSTN/-16	16	5.5	8.5	35	1.00	50	1497140000				
VSTN/-25	25	7	10	40	1.41	50	1494730000				
VSTN/-35	35	8.5	12	45	2.16	50	1494740000				
VSTN/-50	50	10	14	50	3.32	50	1494750000				
VSTN/-70	70	12	16.5	55	4.91	50	1494760000				
VSTN/-95	95	13.5	18	60	6.09	50	1494770000				
VSTN/-120	120	15	20	65	7.88	25	1494780000				
VSTN/-150	150	16.8	21.3	70	8.68	25	1497380000				
VSTN/-185	185	19	24	75	11.63	25	1497390000				
VSTN/-240	240	21	26	85	14.22	25	1497400000				

Crimp cable lugs, copper DIN 46235





Crimp cable lugs, copper 6 – 95 mm², DIN 46235

Technical data

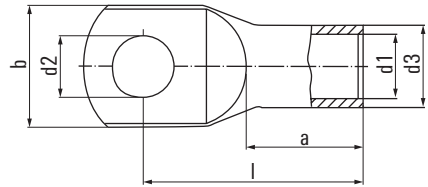
Material: Cu according to DIN EN 13600
Surface: tin plated

Ordering data

Type	Cross-section mm ²	flat hole M	die code	d1	d3	d2	b	l	a	weight 100 pcs./kg	Qty. (pcs.)	Order No.	Tool recommendation
KP-M5/6	6	5	5	3.7	5.5	5.3	8.5	24	10	0.31	100	1497840000	PZ PK 6/70
KP-M6/6		6				6.4	9	24		0.34	100	1497850000	
KP-M8/6		8*				8.4	13	26		0.35	100	1497860000	
KP-M5/10	10	5	6	4.4	6	5.3	10	27	10	0.35	100	1497870000	PZ PK 10/120
KP-M6/10		6				6.4	10	27		0.37	100	1497880000	
KP-M8/10		8*				8.4	13	28		0.38	100	1497890000	
KP-M10/10		10*				10.5	15	29		0.38	100	1497910000	
KP-M5/16	16	5*	8	5.5	8.5	5.3	13	36	20	1.22	100	1497920000	CTN 25 D5
KP-M6/16		6				6.4	13	36		1.27	100	1497930000	
KP-M8/16		8				8.4	13	37		1.30	100	1497940000	
KP-M10/16		10				10.5	16.5	38		1.32	100	1497950000	
KP-M12/16		12*				13	19	40		1.35	100	1497960000	EPG 45, APG 80 + EPG 60 + HPG 60
KP-M6/25	25	6	10	7	10	6.4	14	39	20	1.62	100	1497970000	
KP-M8/25		8				8.4	17	39		1.73	100	1497980000	
KP-M10/25		10				10.5	17	40.5		1.77	100	1497990000	
KP-M12/25		12				13	18	40.5		1.72	100	1498000000	
KP-M16/25		16*				17	22	45		1.99	100	1498010000	
KP-M6/35	35	6*	12	8.2	12.5	6.4	17.5	42.5	20	3.12	100	1498020000	
KP-M8/35		8				8.4	18	42		3.19	100	1498030000	
KP-M10/35		10				10.5	20	42.5		3.17	100	1498040000	
KP-M12/35		12				13	21	44		3.11	100	1498050000	
KP-M16/35		16*				17	28	47		3.14	100	1498060000	
KP-M6/50	50	6*	14	9.8	14.5	6.4	20	52	28	4.67	100	1498510000	
KP-M8/50		8				8.4	20	52		5.00	100	1498070000	
KP-M10/50		10				10.5	22	52		4.94	100	1498080000	
KP-M12/50		12				13	23	52		4.91	100	1498090000	
KP-M14/50		14*				15	26	53.5		4.94	100	1498570000	
KP-M16/50		16				17	28	55.5		5.04	100	1498110000	
KP-M20/50		20*				21	30	61.5		5.56	100	1498120000	
KP-M8/70	70	8	16	11.3	16.5	8.4	24	56	28	6.54	50	1498130000	
KP-M10/70		10				10.5	24	56		6.54	50	1498140000	
KP-M12/70		12				13	24	56.5		6.57	50	1498150000	
KP-M14/70		14*				15	24	55.5		6.00	50	1498560000	
KP-M16/70		16				17	29	57		6.92	50	1498160000	
KP-M20/70		20*				21	31	61		6.99	50	1498170000	
KP-M8/95	95	8*	18	13.5	19	8.4	28	65	35	9.36	50	1498180000	
KP-M10/95		10				10.5	28	65.5		9.55	50	1498190000	
KP-M12/95		12				13	28	65.5		9.45	50	1498210000	
KP-M14/95		14*				15	28	65.5		9.43	50	1498520000	
KP-M16/95		16				17	30	65.5		9.44	50	1498220000	
KP-M20/95		20*				21	33	71		9.86	50	1498230000	

* not standardized, tube measurements in accordance with DIN 46235

Crimp cable lugs, copper, DIN 46235



Crimp cable lugs, copper,
120 - 300 mm², DIN 46235

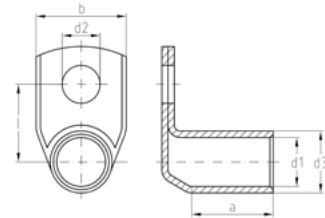
Technical data

Material: Cu according to DIN EN 13600
Surface: tin plated

Ordering data

Type	Cross-section mm ²	flat hole M	die code	d1	d3	dimensions in mm				weight 100 pcs./kg	Qty. (pcs.)	Order No.	Tool recommendation
						d2	b	l	a				
KP-M8/-120	120	8*	20	15.5	21	8.4	31	70	35	11.35	50	1498480000	PZ PK 10/120 EPG 45 APG 80 EPG 60 + HPG 60
KP-M10/-120		10				10.5	31	70		11.40	50	1498240000	
KP-M12/-120		12				13	31	70.5		11.43	50	1498250000	
KP-M14/-120		14*				15	31	70		11.41	50	1498490000	
KP-M16/-120		16				17	31.5	70		11.36	50	1498270000	
KP-M20/-120		20				21	36	72		11.51	50	1498280000	
KP-M8/-150	150	8*	22	17	23.5	8.4	34	79	35	16.40	25	1498290000	
KP-M10/-150		10				10.5	34	79		16.46	25	1498310000	
KP-M12/-150		12				13	34	78.5		16.53	25	1498320000	
KP-M14/-150		14*				15	34	78		16.49	25	1498580000	
KP-M16/-150		16				17	34	78		16.35	25	1498330000	
KP-M20/-150		20				21	38	78		16.34	25	1498340000	
KP-M8/-185	185	8*	25	19	25.5	8.4	37	83	40	18.50	25	1498540000	
KP-M10/-185		10				10.5	37	83		18.50	25	1498350000	
KP-M12/-185		12				13	37	82.5		18.95	25	1498360000	
KP-M14/-185		14*				15	37	82		18.96	25	1498590000	
KP-M16/-185		16				17	37	82		19.41	25	1498370000	
KP-M20/-185		20				21	40	83		19.01	25	1498380000	
KP-M10/-240	240	10*	28	21.5	29	10.5	42	92	40	27.10	20	1498390000	
KP-M12/-240		12				13	42.5	92		26.65	20	1498410000	
KP-M14/-240		14*				15	42.5	92		26.73	20	1498530000	
KP-M16/-240		16				17	42.5	92		27.45	20	1498420000	
KP-M20/-240		20				21	45	92		27.67	20	1498430000	
KP-M10/-300	300	10*	32	24.5	32	10.5	48.5	104	50	34.80	10	1498440000	
KP-M12/-300		12*				13	48.5	104		34.50	10	1498450000	
KP-M14/-300		14*				15	48.5	104		34.60	10	1498550000	
KP-M16/-300		16				17	48.5	100		34.16	10	1498460000	
KP-M20/-300		20				21	48.5	100		34.46	10	1498470000	

* not standardized, tube measurements in accordance with DIN 46235



Crimp cable lugs, copper with 90° angle, 10 – 300 mm², DIN 46235

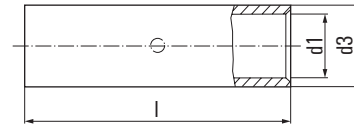
Technical data

Material: Cu according to DIN EN 13600
Surface: tin plated

Ordering data

Type	Cross-section mm ²	flat hole M	die code	d1	d3	d2	b	l	a	weight 100 pcs./kg (pcs.)	Qty.	Order No.	Tool recommendation
KWPN-M6/-10 90	10	6	6	4.4	6	6.4	10	13	9	0.35	100	1497420000	PZ PK 6/70 CTN 29 D5 EPG 45 EPG 60 + HPG 60 APG 80
KWPN-M8/-10 90		8				8.4	13	15		0.37	100	1497430000	
KWPN-M6/-16 90	16	6	8	5.5	8.5	6.4	13	14.3	20	1.29	100	1497440000	
KWPN-M8/-16 90		8				8.4	13	16.3		1.3	100	1497450000	
KWPN-M10/-16 90		10				10.5	16.5	18.3		1.14	100	1497470000	
KWPN-M12/-16 90		12				13	19	19.3		1.17	100	1497480000	
KWPN-M6/-25 90	25	6	10	7	10	6.4	15	15.5	20	1.68	100	1497490000	
KWPN-M8/-25 90		8				8.4	16	17.5		1.78	100	1497510000	
KWPN-M10/-25 90		10				10.5	16	19.5		1.84	100	1497520000	
KWPN-M12/-25 90		12				13	19	20.5		1.82	100	1497530000	
KWPN-M6/-35 90	35	6	12	8.2	12.5	6.4	17	16.8	20	2.74	100	1497540000	PZ PK 6/70 CTN 29 D5 EPG 45 EPG 60 + HPG 60 APG 80
KWPN-M8/-35 90		8				8.4	17	18.8		3.04	100	1497550000	
KWPN-M10/-35 90		10				10.5	19	20.8		3.12	100	1497570000	
KWPN-M12/-35 90		12				13	21	21.8		3.26	100	1497580000	
KWPN-M8/-50 90	50	8	14	9.8	14.5	8.4	20	19.8	28	4.62	100	1497590000	
KWPN-M10/-50 90		10				10.5	22	21.8		4.82	100	1497610000	
KWPN-M12/-50 90		12				13	24	22.8		5.03	100	1497620000	
KWPN-M16/-50 90		16				17	27	25.8		5.06	100	1497630000	
KWPN-M8/-70 90	70	8	16	11.3	16.5	8.4	24	20.8	28	5.93	25	1497640000	
KWPN-M10/-70 90		10				10.5	24	22.8		6.51	25	1497650000	
KWPN-M12/-70 90		12				13	24	23.8		7	25	1497660000	
KWPN-M16/-70 90		16				17	29	26.8		6.96	25	1497680000	
KWPN-M8/-95 90	95	8	18	13.5	19	8.4	28	22	35	8.5	25	1497690000	PZ PK 6/70 CTN 29 D5 EPG 45 EPG 60 + HPG 60 APG 80
KWPN-M10/-95 90		10				10.5	28	24		9.37	25	1497710000	
KWPN-M12/-95 90		12				13	28	25		9.49	25	1497720000	
KWPN-M16/-95 90		16				17	32	28		9.67	25	1497730000	
KWPN-M10/-120 90	120	10	20	15.5	21	10.5	32	25.5	35	10.84	25	1497750000	
KWPN-M12/-120 90		12				13	32	26.5		11	25	1497760000	
KWPN-M16/-120 90		16				17	32	29.5		11.16	25	1497770000	
KWPN-M20/-120 90		20				21	38	33.5		12.39	25	1497780000	
KWPN-M8/-150 90	150	8	22	17	23.5	8.4	34	26.8	35	13.87	25	1497790000	
KWPN-M10/-150 90		10				10.5	34	26.8		14.16	25	1497810000	
KWPN-M12/-150 90		12				13	34	27.8		14.41	25	1497820000	
KWPN-M16/-150 90		16				17	34	30.8		14.83	25	1497830000	
KWPN-M20/-150 90		20				21	34	34.8		15.51	25	1496680000	
KWPN-M8/-185 90	185	8	25	19	25.5	8.4	37	25.8	40	15.7	25	1496800000	PZ PK 6/70 CTN 29 D5 EPG 45 EPG 60 + HPG 60 APG 80
KWPN-M10/-185 90		10				10.5	37	27.8		16.81	25	1496690000	
KWPN-M12/-185 90		12				13	37	28.8		17.29	25	1496700000	
KWPN-M16/-185 90		16				17	37	31.8		18.09	25	1496710000	
KWPN-M20/-185 90		20				21	40	35.8		20.2	25	1496720000	
KWPN-M12/-240 90	240	12	28	21.5	29	13	42	30.5	40	22.61	20	1496730000	
KWPN-M16/-240 90		16				17	42	33.5		24.64	20	1496740000	
KWPN-M20/-240 90		20				21	42	37.5		25.59	20	1496750000	
KWPN-M12/-300 90	300	12	32	24.5	32	13	48.5	32	50	29.35	10	1496770000	
KWPN-M16/-300 90		16				17	48.5	35		30.51	10	1496780000	
KWPN-M20/-300 90		20				21	48.5	39		38.6	10	1496790000	

Tubular compression connectors, copper, DIN 46267 part 1


Tubular compression connectors
6 – 300 mm², DIN 46267 part 1,
strain relieved
Technical data

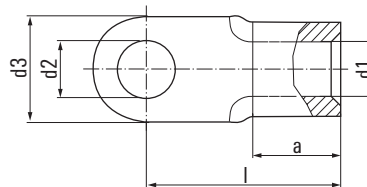
Material: Cu according to DIN EN 13600
 Surface: tin plated

Ordering data

Type	Cross-section mm ²	die code	dimensions in mm			weight 100 pcs./kg	Qty. (pcs.)	Order No.	Tool recommendation					
			d1	d3	l				PZ PK 6/70	CTN 25 D5	PZ PK 10/120	EPG 45	EPG 60 + HPG 60	APG 80
VPN/-6	6	5	3.7	5.5	30	0.35	100	1498610000						
VPN/-10	10	6	4.4	6	30	0.35	100	1498620000						
VPN/-16	16	8	5.5	8.5	50	1.51	100	1498630000						
VPN/-25	25	10	7	10	50	1.86	100	1498640000						
VPN/-35	35	12	8.2	12.5	50	3.20	100	1498650000						
VPN/-50	50	14	9.8	14.5	56	4.64	50	1498660000						
VPN/-70	70	16	11.3	16.5	56	5.64	50	1498670000						
VPN/-95	95	18	13.5	19	70	8.98	50	1498680000						
VPN/-120	120	20	15.5	21	70	10.27	25	1498690000						
VPN/-150	150	22	17	23.5	80	14.96	25	1498710000						
VPN/-185	185	25	19	25.5	85	16.78	25	1498720000						
VPN/-240	240	28	21.5	29	90	23.20	15	1498730000						
VPN/-300	300	32	24.5	32	100	30.52	10	1498740000						

Terminals noninsulated





**Terminals 0.1 – 6 mm²,
DIN 46234**

Technical data

Material: Cu-HCP
Surface: tin plated
S = small palm

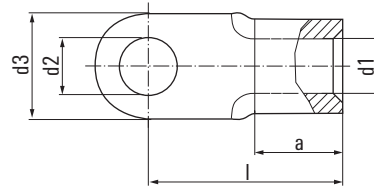
Ordering data

Type	Cross-section mm ²	flat hole M	d1	d2	d3	l	a	weight 100 pcs./kg	Qty. (pcs.)	Order No.	Tool recommendation
KQN-M2/-0,5	0.1 - 0.5	2	1	2.2	5	10	4	0.02	100	1493670000	HTN 21
KQN-M3/-0,5		3		3.2	5	10		0.02	100	1493680000	
KQN-M4/-0,5		4		4.3	6.5	12		0.03	100	1493690000	
KQN-M5/-0,5		5		5.3	8	11		0.03	100	1493700000	
KQN-M2/-1	0.5 - 1	2*	1.6	2.2	6	11	5	0.06	100	1493720000	
KQN-M2,5/-1		2.5		2.7	6	11		0.06	100	1493730000	
KQN-M3/-1		3		3.2	6	11		0.06	100	1493740000	
KQN-M3,5/-1		3.5		3.7	6	11		0.06	100	1493750000	
KQN-M4/S/-1		4/S*		4.3	7	11		0.06	100	1493760000	
KQN-M4/-1		4		4.3	8	12		0.07	100	1493770000	
KQN-M5/S/-1		5/S*		5.3	8	12		0.06	100	1493780000	
KQN-M5/-1		5		5.3	10	13		0.08	100	1493790000	
KQN-M6/-1		6*		6.5	10	13		0.07	100	1493800000	
KQN-M8/-1		8*		8.4	12	17		0.10	100	1493810000	
KQN-M10/-1		10*		10.5	14	17		0.10	100	1493710000	
KQN-M3/-2,5	1.5 - 2.5	3	2.3	3.2	6	11	5	0.07	100	1493820000	
KQN-M3,5/-2,5		3.5		3.7	6	11		0.06	100	1493830000	
KQN-M4/S/-2,5		4/S*		4.3	6.8	11		0.06	100	1493840000	
KQN-M4/-2,5		4		4.3	8	12		0.08	100	1493850000	
KQN-M5/S/-2,5		5/S*		5.3	8	12		0.07	100	1493870000	
KQN-M5/-2,5		5		5.3	10	14		0.10	100	1493890000	
KQN-M6/-2,5		6		6.5	11	16		0.11	100	1493900000	
KQN-M8/-2,5		8		8.4	14	17		0.14	100	1493910000	
KQN-M10/-2,5		10*		10.5	18	20		0.19	100	1493930000	
KQN-M12/-2,5		12*		13	18	20		0.16	100	1493940000	
KQN-M4/-6	4 - 6	4	3.6	4.3	8	14	6	0.14	100	1493950000	
KQN-M5/-6		5		5.3	10	15		0.16	100	1493960000	
KQN-M6/-6		6		6.5	11	16		0.17	100	1493970000	
KQN-M8/-6		8		8.4	14	19		0.21	100	1493980000	
KQN-M10/-6		10		10.5	18	21		0.27	100	1493990000	
KQN-M12/-6		12*		13	18	21		0.23	100	1494000000	

* not standardized, dimensions similar to DIN 46234

HTN 21
EPG 45
APG 80
EPG 60 + HP G 60

Terminals ring and fork-type, noninsulated



Terminals 10 – 240 mm², DIN 46234

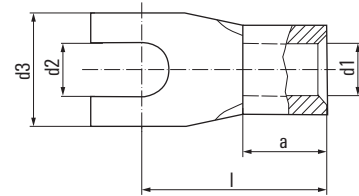
Technical data

Material: Cu-HCP
Surface: tin plated

Ordering data

Type	Cross-section mm ²	flat hole M	dimensions in mm					weight 100 pcs./kg	Qty. (pcs.)	Order No.	Tool recommendation			
			d1	d2	d3	l	a							
KQN-M4/-10	10	4*	4.5	4.3	10	16	8	0.23	100	1494010000	CTN 25 DA	EPG 45	EPG 60 + HPG 60	APG 80
KQN-M5/-10		5	5.3	10	16			0.22	100	1494020000				
KQN-M6/-10		6	6.5	11	17			0.24	100	1494030000				
KQN-M8/-10		8	8.4	14	20			0.29	100	1494040000				
KQN-M10/-10		10	10.5	18	21			0.35	100	1494050000				
KQN-M12/-10		12	13	22	23			0.41	100	1494060000				
KQN-M5/-16	16	5	5.8	5.3	11	20	10	0.40	100	1494070000				
KQN-M6/-16		6	6.5	11	20			0.38	100	1494080000				
KQN-M8/-16		8	8.4	14	22			0.42	100	1494090000				
KQN-M10/-16		10	10.5	18	24			0.50	100	1494100000				
KQN-M12/-16		12	13	22	26			0.58	100	1494110000				
KQN-M5/-25	25	5	7.5	5.3	12	25	11	0.70	50	1494120000				
KQN-M6/-25		6	6.5	12	25			0.71	50	1494130000				
KQN-M8/-25		8	8.4	16	25			0.76	50	1494140000				
KQN-M10/-25		10	10.5	18	26			0.78	50	1494150000				
KQN-M12/-25		12	13	22	31			0.97	50	1494160000				
KQN-M16/-25		16	17	28	35			1.20	50	1493490000				
KQN-M6/-35	35	6	9	6.5	15	26	12	0.97	50	1494170000				
KQN-M8/-35		8	8.4	16	26			0.96	50	1494180000				
KQN-M10/-35		10	10.5	18	27			1.00	50	1494190000				
KQN-M12/-35		12	13	22	31			1.17	50	1493130000				
KQN-M16/-35		16	17	28	36			1.41	50	1493140000				
KQN-M20/-35		20*	21	30	37.5	14		1.67	50	1493520000				
KQN-M6/-50	50	6	11	6.5	18	34	16	1.75	50	1493510000				
KQN-M8/-50		8	8.4	18	34			1.72	50	1493150000				
KQN-M10/-50		10	10.5	18	34			1.66	50	1493160000				
KQN-M12/-50		12	13	22	36			1.80	50	1493170000				
KQN-M16/-50		16	17	28	40			2.11	50	1493180000				
KQN-M20/-50		20*	21	32	41.2	18		2.57	50	1493530000				
KQN-M6/-70	70	6	13	6.5	22	38	18	2.66	50	1493190000				
KQN-M8/-70		8	8.4	22	38			2.34	50	1493210000				
KQN-M10/-70		10	10.5	22	38			2.58	50	1493220000				
KQN-M12/-70		12	13	22	38			2.49	50	1493230000				
KQN-M16/-70		16	17	28	42			2.77	50	1493240000				
KQN-M20/-70		20*	21	32	45	19		3.06	50	1493250000				
KQN-M8/-95	95	8	15	8.4	24	42	20	4.24	25	1493260000				
KQN-M10/-95		10	10.5	24	42			4.17	25	1493270000				
KQN-M12/-95		12	13	24	42			3.92	25	1493280000				
KQN-M16/-95		16	17	28	44			3.94	25	1493290000				
KQN-M20/-95		20*	21	32	51.8			4.25	25	1493310000				
KQN-M8/-120	120	8	16.5	8.4	24	44	22	5.77	25	1493320000				
KQN-M10/-120		10	10.5	24	44			5.67	25	1493330000				
KQN-M12/-120		12	13	24	44			5.42	25	1493340000				
KQN-M16/-120		16	17	28	48			6.21	25	1493350000				
KQN-M20/-120		20*	21	32	53	21		5.81	25	1493360000				
KQN-M10/-150	150	10	19	10.5	30	50	24	8.29	25	1493370000				
KQN-M12/-150		12	13	30	50			8.31	25	1493380000				
KQN-M16/-150		16	17	30	50			8.01	25	1493390000				
KQN-M20/-150		20*	21	36	63	27		7.35	25	1493410000				
KQN-M10/-185	185	10	21	10.5	36	50	28	11.16	25	1493420000				
KQN-M12/-185		12	13	36	50			10.78	25	1493430000				
KQN-M16/-185		16	17	36	50			10.61	25	1493440000				
KQN-M20/-185		20*	21	36	50			10.17	25	1493450000				
KQN-M10/-240	240	10	23.5	10.5	38	56	32	15.01	25	1493460000				
KQN-M12/-240		12	13	38	56			14.98	25	1493470000				
KQN-M16/-240		16	17	38	56			14.53	25	1493480000				

* not standardized


**Terminals
fork-type 0.5 – 16 mm²**
Technical data

Material:	Cu-HCP (0.5 - 10 mm ²) Cu-ETP (16 mm ²)
Surface:	tin plated S = small palm

Ordering data

Type	Cross-section mm ²	flat hole M	dimensions in mm					weight 100 pcs./kg	Qty. (pcs.)	Order No.	Tool recommendation
			d1	d2	d3	l	a				
KQNG-M3/-1	0.5 - 1	C 3	1.6	3.2	6	11	5	0.06	100	1493540000	
KQNG-M3,5/-1		C 3.5		3.7	6	11		0.05	100	1493550000	
KQNG-M4/S/-1		C 4/S		4.3	7	12		0.06	100	1493560000	
KQNG-M4/-1		C 4		4.3	8	12		0.07	100	1493570000	
KQNG-M5/-1		C 5		5.3	10	13		0.08	100	1493580000	
KQNG-M6/-1		C 6		6.5	12	17		0.09	100	1493590000	
KQNG-M3/-2,5	1.5 - 2.5	C 3	2.3	3.2	6	11	5	0.06	100	1493600000	
KQNG-M3,5/-2,5		C 3.5		3.7	6.8	11		0.07	100	1493610000	
KQNG-M4/S/-2,5		C 4/S		4.3	6.8	11		0.06	100	1493620000	
KQNG-M4/-2,5		C 4		4.3	8	12		0.08	100	1493630000	
KQNG-M5/-2,5		C 5		5.3	10	14		0.10	100	1493640000	
KQNG-M6/-2,5		C 6		6.5	11	16		0.11	100	1493650000	
KQNG-M4/-6	4 - 6	C 4	3.6	4.3	8	14	6	0.14	100	1493660000	
KQNG-M5/-6		C 5		5.3	10	15		0.16	100	1492650000	
KQNG-M6/-6		C 6		6.5	11	16		0.16	100	1492660000	
KQNG-M8/-6		C 8		8.4	14	19		0.19	100	1492670000	
KQNG-M5/-10	10	C 5	4.5	5.3	10	16	8	0.23	100	1492680000	
KQNG-M6/-10		C 6		6.5	11	17		0.24	100	1492690000	
KQNG-M6/-16	16	C 6	5.8	6.5	11	20	10	0.48	50	1492700000	
KQNG-M8/-16		C 8		8.4	14	22		0.50	50	1492710000	

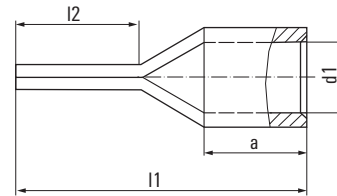
HTN 21

EP G 45

AP G 80 + EP G 60 + HPG 60

CTN 25 D4

Pin cable lugs DIN 46230, noninsulated

Pin cable lugs 0.1 – 95 mm²,
DIN 46230

Technical data

Material: Cu-HCP (0.1 – 6 mm²)
Cu-ETP (10 – 95 mm²)

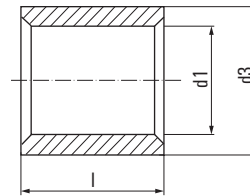
Surface: tin plated

Ordering data

Type	Cross-section mm ²	dimensions in mm				Ø pin	weight 100 pcs./kg	Qty. (pcs.)	Order No.	Tool recommendation	
		d1	l1	l2	a						
KSN/0,1-0,5	0.1 – 0.5	1	14	9	4	1.2	0.02	100	1492720000	HTN 21	
KSN/0,5-1,0	0.5 – 1	1.6	17	10	5	1.9	0.06	100	1492730000		
KSN/1,5-2,5	1.5 – 2.5	2.3	17	10	5	1.9	0.07	100	1492740000		
KSN/-2,5			22	15			0.09	100	1492750000*		
KSN/-6,0	4 – 6	3.6	20	11	6	2.6	0.15	100	1492770000	EPG 45	
KSN/-10	10	4.5	22	12	8	2.3 x 4.2	0.25	100	1492780000		
KSN/-16	16	5.8	26	13	10	2.5 x 5.6	0.41	100	1492790000	CTN 25 D4	
KSN/-25	25	7	34.1	16	14	2.5 x 6.9	0.66	50	1492800000*		
KSN/-35	35	8.4	41	20	16	3.2 x 8.1	1.19	50	1492810000*		
KSN/-50	50	9.5	45.7	21	19	3.7 x 9.5	1.88	50	1492820000*		
KSN/-70	70	11.2	55	24	24	4 x 11	3.01	50	1492830000*	APG 80 + EPG 60 + HPG 60	
KSN/-95	95	13.5	55.5	22	24	5.1 x 12.3	4.2	25	1492840000*		

* not standardized

Parallel connectors 0.1 – 150 mm², form A, DIN 46341 part 1



Technical data

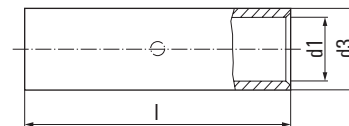
Material: Cu-HCP
Surface: tin plated

Ordering data

Type	Cross-section mm ²	dimensions in mm			weight 100 pcs./kg	Qty. (pcs.)	Order No.	Tool recommendation	
		l	d1	d3					
VPLN/0,1-0,5	0.1 - 0.5*	5	1.2	2	0.01	100	1492850000	HTN 21	EPG 45 APG 80 + EPG 60 + HPG 60
VPLN/0,5-1,0	0.5 - 1	7	1.6	3.3	0.04	100	1492860000		
VPLN/1,5-2,5	1.5 - 2.5	7	2.3	4	0.05	100	1492870000		
VPLN/4-6,0	4 - 6	7	3.6	5.7	0.09	100	1492880000		
VPLN/-10	10	9	4.6	6.8	0.15	100	1492890000		
VPLN/-16	16	10	5.9	8.3	0.23	100	1492900000		
VPLN/-25	25	12.5	7.7	10.7	0.45	100	1492910000		
VPLN/-35	35	14	9.2	12.4	0.65	100	1492920000		
VPLN/-50	50	17.5	11.2	14.8	1.13	100	1492930000		
VPLN/-70	70	18	13.5	17.5	1.59	100	1492940000		
VPLN/-95	95	19	15	20	2.34	50	1492950000		
VPLN/-120	120	21	16.7	22.7	3.53	50	1492960000		
VPLN/-150	150	25	19	25.5	5.02	50	1492970000		

* not standardized

Joint connector 0.1 – 150 mm², form B, DIN 46341 part 1



Technical data

Material: Cu-HCP
Surface: tin plated

Ordering data

Type	Cross-section mm ²	dimensions in mm			weight 100 pcs./kg	Qty. (pcs.)	Order No.	Tool recommendation	
		l	d1	d3					
VSTN/0,1-0,5	0.1 - 0.5*	12	1.2	2	0.02	100	1492980000	HTN 21	EPG 45 APG 80 + EPG 60 + HPG 60
VSTN/0,5-1	0.5 - 1	15	1.6	3.3	0.09	100	1492990000		
VSTN/1,5-2,5	1.5 - 2.5	15	2.3	4	0.11	100	1493010000		
VSTN/4-6	4 - 6	15	3.6	5.7	0.18	100	1493020000		
VSTN/10	10	20	4.6	6.8	0.36	100	1493030000		
VSTN/16	16	26	5.9	8.3	0.61	100	1493040000		
VSTN/25	25	29	7.7	10.7	1.13	100	1493050000		
VSTN/35	35	32	9.2	12.4	1.55	100	1493060000		
VSTN/50	50	38	11.2	14.8	2.44	100	1493070000		
VSTN/70	70	42	13.5	17.5	3.73	50	1493080000		
VSTN/95	95	48	15	20	6.08	50	1493090000		
VSTN/120	120	52	16.7	22.7	8.67	50	1493110000		
VSTN/150	150	56	19	25.5	11.25	50	1493120000		

* not standardized

Service and support

Service and support	Service connects - worldwide	V.2
	Engineering services and customised products	V.3
	easyConnect - Your Industrial Service Platform	V.4
	Support Center	V.6
	Additional support services	V.7
	Weidmüller Configurator: intuitive, uncomplicated & fast digital engineering	V.8
	Your digital ordering options at Weidmüller	V.10

Our expertise for your requirements

Service connects – worldwide



Automation technology functions are becoming more complex in a globally-oriented world facing ambitious targets in terms of energy efficiency and smart production. We are your equal partners for the best connections in Industrial Connectivity.

Our personal support answers all questions reliably and expertly. During planning, installation or operation our service and support offer is your best companion.

In short: Weidmüller's global service combines our expertise with your requirements.

V



Your way to our service
www.weidmueller.com/service

Engineering services and customised products

Automation engineering and connectivity consulting belongs to our services as well as assembly of engineered products. We also support the process from the idea to the product with our Weidmüller Configurator and the Configure-to-Order process.



Consulting and engineering

The challenge for you is reducing costs and increasing efficiency. This requires intelligent, individual solutions. Whether it is modified products, pre-fitted mounting rails or complete small cabinets – our application centres provide a highly qualified custom-made engineering and production service.



Connectivity Consulting

Increase your competitiveness - supported by our experts. Our drive is to optimise your competitiveness. That's why our team of experts supports you in significantly increasing your efficiency in electrical machine design and control cabinet construction. With proven products and services from the Weidmüller portfolio – and with the experience gained from over 300 projects worldwide.




Assembled terminal rails - Flexibly designed to suit your requirements

Your processes in panel building have to be fast, flexible and productive. This is the only way you can cut your costs and increase efficiency. Depending on the application in question, you will have different requirements with respect to the engineering service, delivery speed and flexibility to be provided.



Modified and assembled enclosures - Competitive advantages included

To compete internationally, your plants need to satisfy high standards of safety, quality and performance. The smart combination of consultation, application expertise and industry know-how is our key to finding a custom-fit solution for your application. Reduce costs and increase efficiency.



Fast Delivery Service - Your ideas deserve a quick realisation

Obtain offers 24/7 and within minutes, including directly orderable article numbers with our Fast Delivery Service. The Weidmüller Configurator (WMC) for planning and configuration is key for consistent processes. Dispatch your orders in 5 days. Assemble individual terminal strips and enclosures from batch size 1!

Your ticket to the world of digital service

easyConnect – Your Industrial Service Platform



Our cloud-based platform is your ticket to the world of digital services from Weidmüller, and the intuitive and future-proof tool for your way to the Industrial IoT. Realise your use cases easily, consistently and without any relevant prior knowledge, thanks to the perfect interaction of platform, devices and diverse software services.

As an open, modular and perfectly integrable system, the platform is your enabler for a wide range of use cases. Increase your efficiency and unleash your full innovation potential with easyConnect.

V



Interested in using easyConnect?

Learn how to get started with easyConnect step-by-step.

www.weidmueller.com/easyconnect

Why should you use easyConnect?

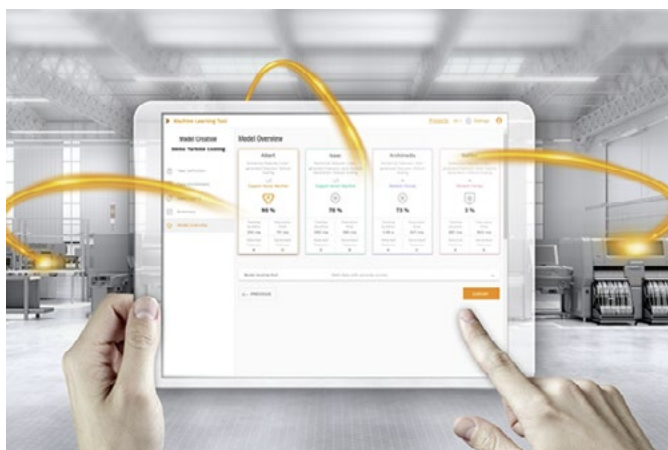
- You want to enter your digital transformation step-by-step?
- You want to make the step into Industrial IOT, but have no or little IT expertise?
- You want to use your digital data for smart & scalable services?
- You want to offer digital services (such as customised dashboard) to your customers?
- You want to improve your service offering and efficiency, e.g. through remote access?
- You feel Weidmüller’s digital services are interesting, but you have „your cloud“ already?



Weidmüller comes up with the solution: easyConnect, the new digitalisation platform. It bundles Weidmüller’s digital services at one place in the cloud and connects them with various Weidmüller devices.

With easyConnect you start digitalising your application step-by-step without ballast in a secure way.

The following services are initially available on easyConnect:



Device management

Adding and managing cloud-connected devices is typically the first step in any Industrial IoT use case.

Asset management

The asset management service is a modelling tool that allows users to model their assets and processes and link them to relevant time series data.

Remote access (u-link)

u-link guarantees a quick and secure access to machines and plants while also allowing for efficient management.

Data visualisation

easyConnect data visualisation services enable users to view, monitor and display live and historical data.

AutoML

With Weidmüller Industrial AutoML, you can optimize operations, increase product quality and develop new business models by benefiting from advanced analytics.

Expand the possibilities of our products

Our Support Center provides you with comprehensive, clear and personal assistance




Receive fast and intuitive support to get the most out of our products in your application. In our new Support Center you can search or navigate to the many application notes, product information, video tutorials or software downloads of our products.

- **Everything at a glance** – One central support hub, where all relevant information is available
- **Powerful search** – Provides filter functions for various types of information and products
- **Different views and navigations** – Content provided in views product information, engineering support or software downloads
- **More than 170,000 downloads** – Application notes, video tutorials, templates and examples, user documentation, engineering data, ...
- **Personal contact** – Direct access to your personal technical contact in your country



Explore the world of our new Support Center
support.weidmueller.com

Additional support services



Training and Webinars

Stay tuned in a world that is accelerating. In our entertaining interactive webinars, we offer you the opportunity to learn about new products and technology topics and to interact with our experts.



Repairs and replacement parts

We offer repair and components for our Workplace Solutions as well as assistance for other Weidmüller products. Find out how our experts can help you with your repair request.




Security advisory board

Our Product Security Incident Response Team (PSIRT) continuously informs you about possible security-related vulnerabilities of our products.



Engineering data

For the quick integration of our products into your design, there are a lot of digital product data for engineering systems like EPLAN, Zuken E3.series, WSCAD and many others available for download.



Product change notifications

Technical modifications of our products always available online.



Technical product catalogues

Technical data for our entire program in Industrial Connectivity for download in PDF-format.

From the idea to the finished solution

Weidmüller Configurator: intuitive, uncomplicated & fast digital engineering

Digital engineering can be so easy – with the Weidmüller Configurator!

It's a **free to use** software application to easily configure industrial solutions. It features more than **12,000 articles** from multiple product families including rail-mounted components, industrial and ex-certified enclosures, Heavy Duty Connectors, remote I/O-systems and PCB connectors.

Unleash the full power of digital engineering:

Our application wizards help you choose the right articles.

Place, mark or modify them to your needs and get your solution **visualized in 3D** – what you see is what you get!

Our promise: Speed up your solution planning process by up to 70%!

Your benefits:

- **Proven configuration designs in real 3D:** The plausibility and collision check with the complete digital documentation ensures that you can rely 100% on your configuration.
- **Seamless E-CAD Roundtrip:** Interfaces enable the simple exchange of product data between the WMC and all common engineering tools, such as Zuken E3 or EPLAN Electric P8.
- **Sample Service & Fast Delivery Service:** to support your design-in process, we offer a **3-day sample service** for many products. Inquire them directly online – for free!
You want your solution right away? Our **Fast Delivery Service** guarantees delivery of individually assembled terminal strips or enclosures within a few days.

Get started online now!

The Weidmüller Configurator makes solution planning easy. Visit our website for more information, tutorials and download it for free:



www.weidmueller.com/wmc




or register on easyconnect.weidmueller.com and use it online.



Wizards:

Design complete applications within few clicks – even without detailed product knowledge – for signal wiring, load monitoring, instrument transformers, enclosures, remote I/O-systems and many more.



Assistants:

Finalize your solutions with supporting assistants to add cross-connectors, markers or colors and verify the faultlessness. Automatic modes save valuable time!



1-click documentation:

Get assembly drawings for production – only 1 click. Bill of material – only 1 click. The complete solution documentation including all component data sheets – you’re right, only 1 click!




Digital ordering options

Your digital ordering options at Weidmüller

Find and easily select the products you need, with convenient ordering: as your Partner in Industrial Connectivity, we know what counts in purchasing. That is why we offer you a variety of options for ordering products from us and optimising your purchasing processes to meet your individual requirements and your workflow. The choice is yours.


Order via the Weidmüller eShop

Our eShop offers you access to the complete Weidmüller product range around the clock – directly from a PC, tablet, or smartphone. The intuitive user guidance supports you as you select from over 50,000 products. Technical data, prices, and availabilities are available at any time. The shopping basket with check out function lets you place an order in seconds. Convenient additional functions like CSV upload, order history, reports, or custom order templates make your ordering processes even more efficient.




Order via the OCI interface

The Open Catalogue Interface (OCI) facilitates the exchange of data between your enterprise resource planning system and our eShop. This means that our eShop is integrated into your system via an OCI interface, so you have access to our complete product catalogue from your enterprise resource planning system. You can filter and select products, place them in your shopping basket and place direct orders without changing your software application. The open OCI standard is supported worldwide from a variety of software providers.



Order via the EDI interface

Our Electronic Data Interchange (EDI) also offers you the option of ordering our products directly from your enterprise resource planning system. All order data is transmitted automatically to our system and processed immediately. Orders, order confirmations, invoices, and delivery notices are transmitted lightning fast. This helps you make your purchasing processes even more efficient.



We will be glad to advise you on which solutions are suitable for you and how implementation is possible.

Get in touch with us

www.weidmueller.com/digital-order

Index

Index	Index Type	X.2
	Index Order No.	X.8
	Addresses worldwide	X.14

Type	Order No.	Page
1		
1/4" HANDGRIF	4294820000	G.17
2		
2POL TESTER ZUB	2565720000	H.14
4		
4-FOLD BLADE PS AM 12	2819820000	J.18
A		
AIE M-SPX 0.25-1.5 S	9204550000	D.11
AIE M-SPX 1.5-6.0 S	9204570000	D.11
AIE MULTI-SPX 0.75-4*SL	9203730000	D.11
AIE MULTI-STRIPAX 16 SL	9202270000	D.11
AIE MULTI-STRIPAX 6-16	9202260000	D.11
AIE MULTI-STRIPAX ASI	9202300000	D.11
AIE MULTI-STRIPAX AWG	9202280000	D.11
AIE MULTI-STRIPAX GKWLW	9205770000	D.11
AIE MULTI-STRIPAX PDF	1212770000	D.11
AIE MULTI-STRIPAX PV	1204280000	D.11
AIMESA V	9050180000	J.17
AIZ 160	9046440000	F.7
AKKU APG/EPG 2AH	2858730000	E.40
AKKU APG/EPG 2AH	2858730000	E.42
AKKU APG/EPG 5AH	2860070000	E.40
AKKU APG/EPG 5AH	2860070000	E.42
AKKU DMS 3	9007450000	G.7
AKKU DMS PRO	1479110000	G.6
AKKU EPG	1500840000	E.33
AKKU EPG	1500840000	E.36
AKKU EPG	1500840000	E.38
AM 12	9030060000	D.13
AM 16	9204190000	D.12
AM 25	9001540000	D.12
AM LWL/PDF	9020360000	E.45
AM-X	2625720000	D.13
APG 80	2853270000	E.40

B

BATTERIE 1,5V MICRO	9201310000	H.6
BATTERIE 1,5V MICRO	9201310000	H.7
BATTERIE 1,5V MICRO	9201310000	H.16
BATTERIE 1,5V MICRO	9201310000	H.17
BHS 1/4	2748120000	G.9
BIT C 6,3 0.5X3,0X25	2748860000	6.10
BIT C 6,3 0.5X3,5X25	2748870000	6.10
BIT C 6,3 0.5X4,0X25	2748880000	6.10
BIT C 6,3 0.8X5,5X25	2748890000	6.10
BIT C 6,3 PH0X25	2748140000	6.10
BIT C 6,3 PH1X25	2748150000	6.10
BIT C 6,3 PH2X25	2748160000	6.10
BIT C 6,3 PZ0X25	2748170000	6.10
BIT C 6,3 PZ1X25	2748180000	6.10
BIT C 6,3 PZ2X25	2748190000	6.10
BIT E6,3 0.4X2,5X70	2748900000	G.8
BIT E6,3 0.5X3,0X70	2748910000	G.8
BIT E6,3 0.6X3,5X70	2748920000	G.8
BIT E6,3 0.8X4,0X70	2748930000	G.8
BIT E6,3 1.0X5,5X70	2748940000	G.8
BIT E6,3 1.2X6,5X70	2748950000	G.8
BIT E6,3 PH1X70	2748980000	G.8
BIT E6,3 PH2X70	2748990000	G.8
BIT E6,3 PZ1X70	2748960000	G.8
BIT E6,3 PZ2X70	2748970000	G.8
BIT E6,3 T15 X 70	2749000000	G.8
BIT E6,3 T20 X 70	2749010000	G.8
BIT E6,3 T40 X 70	2749020000	G.8
BIT E6,3 0.5X3.0X110	2749040000	G.8
BIT E6,3 0.6X3.5X110	2749050000	G.8
BIT E6,3 0.6X4.0X110	2749060000	G.8
BIT E6,3 0.8X4.0X110	2749070000	G.8
BIT E6,3 1.0X5.5X110	2749080000	G.8
BIT E6,3 1.2X6.5X110	2749090000	G.8
BIT E6,3 2.0X4.0X39	2749030000	G.8
BIT E6.32 0.6X3.5X70	2749100000	G.8
BIT-BOX 11	2748110000	G.9
BLOCKBATTERIE 9V	9004810000	H.11
BLOCKBATTERIE 9V	9004810000	H.12
BLOCKBATTERIE 9V	9004810000	H.13

C

CA 100 DUO	2740900000	J.15
CA 100 DUO	2740900000	J.22
CA 100 DUO S	2912430000	J.22
CRIMP-SET KONTAKTE	9202640000	I.35
CRIMP-SET PZ 16	9025950000	I.33
CRIMP-SET PZ 3	9028650000	I.31
CRIMP-SET PZ 4	9025800000	I.31
CRIMP-SET PZ 4 D	9028630000	I.31
CRIMP-SET PZ 50	9028950000	I.33
CRIMP-SET PZ 6 ROTO L	9028680000	I.31
CRIMP-SET PZ 6 ROTO L D	9028690000	I.31
CRIMP-SET PZ 6 ROTO L T	9028700000	I.31

Type	Order No.	Page
CRIMP-SET PZ 6/5	9028740000	I.32
CRIMP-SET STRIPAX PLUS	9028770000	I.33
CRIMP-SET STRIPAX PLUS D	9028780000	I.33
CRIMP-SET STRIPAX PLUS T	9028790000	I.33
CRIMPFIX ECO	2833890000	J.19
CRIMPFIX L	9028530000	J.21
CRIMPFIX L PZ3	1243790000	J.21
CRIMPFIX LS	9028540000	J.21
CRIMPFIX LS PZ3	9025300000	J.21
CRIMPFIX LZ	9027310000	J.21
CRIMPFIX MAGAZIN	2443370000	J.20
CRIMPFIX R	9028500000	J.20
CRIMPFIX R VARIO	2580000000	J.20
CRIMPFIX R VARIO PZ3	2912420000	J.20
CRIMPSET CTI 6	9202600000	I.34
CRIMPSET PZ / CTI	9202610000	I.35
CRIMPSET PZ 10 HEX	1542250000	I.32
CRIMPSET PZ 10 SDR	1542280000	I.32
CROSS-KEY MASTER	9918150000	G.36
CROSS-KEY UNIVERSAL	9918130000	G.36
CROSS-KEY UNIVERSAL S	9918140000	G.37
CROSS-KEY-DUO	1480190000	G.37
CROSS-KEY-QUADRO	1480180000	G.37
CST	9030500000	D.14
CST VARIO	9005700000	D.15
CTF 63	9202860000	E.7
CTF 63	9202860000	E.18
CTF 63 ZERT	1077010000	E.18
CTF PV WM4	1222870000	E.26
CTI 6	9006120000	E.7
CTI 6	9006120000	E.19
CTI 6	9006120000	K.3
CTI 6 G	9202850000	E.7
CTI 6 G	9202850000	K.19
CTI 6 G	9202850000	E.13
CTI 6 G ZERT	1292880000	E.19
CTI 6 ZERT	9017290000	E.19
CTIN CM 1.6/2.5	9205430000	E.6
CTIN CM 1.6/2.5	9205430000	E.22
CTIN CM 3.6	9205440000	E.6
CTIN CM 3.6	9205440000	E.22
CTN 25 D4	9006220000	E.7
CTN 25 D4	9006220000	E.21
CTN 25 D4 ZERT	9017350000	E.21
CTN 25 D5	9006230000	E.7
CTN 25 D5	9006230000	E.21
CTN 25 D5 ZERT	1292870000	E.21
CTX CM 1.6/2.5	9018490000	E.6
CTX CM 1.6/2.5	9018490000	E.22
CTX CM 3.6	9018480000	E.6
CTX CM 3.6	9018480000	E.22
CTX CM 3.6 ZERT	1270320000	E.22
CUTFIX PRO	2797190000	J.16
CUTFIX PRO FEEDER	2797200000	J.16
D		
DMS 3	9007440000	G.7
DMS 3 ZERT	9017870000	G.7
DMS MANUELL 0,5-1,7	9918370000	6.13
DMS MANUELL 2,0-7,0	9918380000	6.13
DMS PRO	1479120000	G.6
DMS PRO ZERT	1987840000	G.6
DMSI MANUELL 0,5-1,7	9918390000	6.14
DMSI MANUELL 2,0-7,0	9918400000	6.14
DW RSV 1.6	9004530000	E.44
E		
EASCRIMP	2000360000	E.48
EINSATZ A7-1 CL55	9028450000	I.37
EINSATZ A8-1 CL55	9028460000	I.37
EINSATZ A8-2 CL55	9028420000	I.37
EINSATZ A9-1 CL55	9202020000	I.37
EINSATZ A9-2 CL55	9203260000	I.37
EINSATZ BA7-PSC 80	9202320000	I.38
EINSATZ BA8-PSC 80	9202310000	I.38
EINSTELLBLOCK CST	9005800000	D.14
EPG 45	1500830000	E.36
EPG 60	2453810000	E.38
EPG CUT 40	2453830000	E.33
ERAN MULTI-STRIPAX	9203100000	D.10
ERME 10° SPX 4	1119030000	D.4
ERME 110 PDT	9013960000	E.43
ERME 16° SPX 4	1119040000	D.4
ERME 630 PDT	9013990000	E.43
ERME 66 PDT	9013980000	E.43
ERME AM 16	9204260000	D.12
ERME KT 45 R	9204270000	C.7
ERME KT 55	9204280000	C.7
ERME KT 80	9204290000	C.8
ERME LSA PLUS SCHERE	9014050000	E.43
ERME LSA PLUS STANDARD	9014060000	E.43
ERME MULTI-STRIPAX	9203070000	D.10
ERME SPX UL	1471390000	D.5
ERME SPX UL XL	1512790000	D.5
ERME VKSW	1251270000	C.11
ERSATZMESSER AM 25/35	9001530000	D.12

Type	Order No.	Page
ERSATZMESSER STRIPAX PL	9050340000	E.8
ERSATZMESSERSATZ TT864	9008130000	E.31
ERTE AIME SPX P II	2917160000	E.8
ERTE KLBC SPX 10	2571480000	D.4
ERTE KLBC SPX 16	2571490000	D.4
ERTE KLBC SPX UL	2571500000	D.5
ERTE KLBC SPX UL XL	2571510000	D.5
ES APG 80 AEH 120	1502090000	E.41
ES APG 80 AEH 150	1502100000	E.41
ES APG 80 AEH 50	1502050000	E.41
ES APG 80 AEH 70	1502070000	E.41
ES APG 80 AEH 95	1502080000	E.41
ES APG 80 DIN 10	1502830000	E.41
ES APG 80 DIN 120	1502790000	E.41
ES APG 80 DIN 150	1502800000	E.41
ES APG 80 DIN 16	1502840000	E.41
ES APG 80 DIN 185	1501800000	E.41
ES APG 80 DIN 240	1501820000	E.41
ES APG 80 DIN 25	1502850000	E.41
ES APG 80 DIN 35	1502870000	E.41
ES APG 80 DIN 50	1502880000	E.41
ES APG 80 DIN 6	1502820000	E.41
ES APG 80 DIN 70	1502890000	E.41
ES APG 80 DIN 95	1502900000	E.41
ES APG 80 HEX 10	1502620000	E.41
ES APG 80 HEX 120	1502700000	E.41
ES APG 80 HEX 150	1502720000	E.41
ES APG 80 HEX 16	1502630000	E.41
ES APG 80 HEX 185	1502730000	E.41
ES APG 80 HEX 240	1502740000	E.41
ES APG 80 HEX 25	1502640000	E.41
ES APG 80 HEX 300	1502750000	E.41
ES APG 80 HEX 300AL	1502780000	E.41
ES APG 80 HEX 35	1502650000	E.41
ES APG 80 HEX 50	1502670000	E.41
ES APG 80 HEX 6	1502600000	E.41
ES APG 80 HEX 70	1502680000	E.41
ES APG 80 HEX 95	1502690000	E.41
ES APG 80 WM 120	1502540000	E.41
ES APG 80 WM 150	1502550000	E.41
ES APG 80 WM 16	1502470000	E.41
ES APG 80 WM 185	1502570000	E.41
ES APG 80 WM 240	1502580000	E.41
ES APG 80 WM 25	1502480000	E.41
ES APG 80 WM 300	1502590000	E.41
ES APG 80 WM 35	1502490000	E.41
ES APG 80 WM 50	1502500000	E.41
ES APG 80 WM 6	1502430000	E.41
ES APG 80 WM 70	1502520000	E.41
ES APG 80 WM 95	1502530000	E.41
ES APG 80 WM10	1502440000	E.41
ES APG80 WM 400	2578060000	E.41
ES EPG 45 AEH 25	1501070000	E.37
ES EPG 45 AEH 35	1501170000	E.37
ES EPG 45 AEH 50	1501180000	E.37
ES EPG 45 DIN 10	1501320000	E.37
ES EPG 45 DIN 16	1501330000	E.37
ES EPG 45 DIN 25	1501340000	E.37
ES EPG 45 DIN 35	1501350000	E.37
ES EPG 45 DIN 50	1501370000	E.37
ES EPG 45 DIN 6	1501290000	E.37
ES EPG 45 DIN 70	1501380000	E.37
ES EPG 45 HEX 10/70	1500940000	E.37
ES EPG 45 HEX 120	1500990000	E.37
ES EPG 45 HEX 150	1994540000	E.37
ES EPG 45 HEX 16/35	1500950000	E.37
ES EPG 45 HEX 25/50	1500970000	E.37
ES EPG 45 HEX 6	1500930000	E.37
ES EPG 45 HEX 95	1500980000	E.37
ES EPG 45 WM 10/70	1500870000	E.37
ES EPG 45 WM 120	1500900000	E.37
ES EPG 45 WM 150	1994550000	E.37
ES EPG 45 WM 16/35	1500920000	E.37
ES EPG 45 WM 25/50	1500880000	E.37
ES EPG 45 WM 6	1500850000	E.37
ES EPG 45 WM 95	1500890000	E.37
ES EPG 60 AEH 150	2577900000	E.39

Type	Order No.	Page	Type	Order No.	Page	Type	Order No.	Page	Type	Order No.	Page
H0.5/14S W	9004590000	K.14	H1.0/14D R BD GSP	9005880000	K.9	H1.5/26D ZH SW	9037490000	K.12	H2.5/0/18	0375300000	K.16
H0.5/16 DS W	9202910000	K.14	H1.0/14D R SP	1476320000	K.6	H1.5/7	0372700000	K.16	H2.5/0/25	9004170000	K.16
H0.5/16 OR	9025870000	K.4	H1.0/14D R SV	9019420000	K.6	H1.0/10/12	0282900000	K.16	H2.5/0/30 BR	0317000000	K.4
H0.5/16 OR BD GSP	1476010000	K.5	H1.0/14D R SV	9019420000	K.8	H1.0/10/15	0124800000	K.16	H2.5/0/30D 16 GE	9019280000	K.6
H0.5/16 OR SV	9028270000	K.5	H1.0/14DS R BD GSP	2528610000	K.14	H1.0/10/18	0379300000	K.16	H2.5/0/30T SW	9021190000	K.8
H0.5/16 ZH OR	9037210000	K.10	H1.0/14S GE	9025970000	K.14	H1.0/10/22 EB	0534200000	K.4	H2.5/0/32	9004180000	K.16
H0.5/16 ZH OR	9037210000	K.12	H1.0/14S GE BD GSP	2528570000	K.14	H1.0/10/22D R	9019240000	K.6	H2.5/0/36 BR	0317100000	K.4
H0.5/16D W	9019020000	K.6	H1.0/14S GE SV	9025710000	K.14	H1.0/10/22S EB	9203620000	K.14	H2.5/0/36D GE	9019300000	K.6
H0.5/16D W	9019020000	K.8	H1.0/14S R	9018560000	K.14	H1.0/10/22T BR	9021150000	K.8	H2.5/0/36T SW	9021200000	K.8
H0.5/16D W BD GSP	1476070000	K.7	H1.0/15 ZH GE	9037260000	K.10	H1.0/10/24 ZH EB	9037340000	K.10	H3.5/0/18	0368900000	K.16
H0.5/16D W BD GSP	1476070000	K.9	H1.0/15 ZH GE SV	9018530000	K.10	H1.0/10/24 ZH EB SV	9004940000	K.10	H3.5/0/25	9004190000	K.16
H0.5/16D ZH W	9037390000	K.11	H1.0/15D ZH R	9037440000	K.11	H1.0/10/24 OX R SV	9006830000	K.13	H3.5/0/30 BE	0317200000	K.4
H0.5/16DS W BD GSP	2604630000	K.14	H1.0/15D ZH R	9037440000	K.12	H1.0/10/24D ZH R	9037570000	K.11	H3.5/0/30 DS RT	1418020000	K.14
H0.5/16S OR	9202900000	K.14	H1.0/15D ZH R SV	9018540000	K.11	H1.0/10/24DS ZH R	9018880000	K.15	H3.5/0/30 S BE	1418030000	K.14
H0.5/16S OR BD GSP	2604620000	K.14	H1.0/15D ZH R SV	9018540000	K.12	H1.0/10/24S ZH EB	9018860000	K.15	H3.5/0/32D 16 R	9019310000	K.6
H0.5/18 OR	1076990000	K.4	H1.0/15S ZH GE	9018690000	K.10	H1.0/10/24T ZH BR	9037710000	K.12	H3.5/0/30S	9451000000	K.16
H0.5/18 ZH OR	9037220000	K.10	H1.0/15S ZH GE SV	9018650000	K.10	H1.0/10/26D R ZH SV	9004710000	K.11	H3.5/0/32	9004200000	K.16
H0.5/18 ZH OR	9037220000	K.12	H1.0/16 DS R	2092480000	K.14	H1.0/10/26T ZH BR SV	9005170000	K.12	H3.5/0/32 DS RT	1418330000	K.14
H0.5/18D W	1076990000	K.6	H1.0/16 GE	9025950000	K.4	H1.0/10/28 EB	0565800000	K.4	H3.5/0/32 S BE	1418340000	K.14
H0.5/18D W	1076990000	K.8	H1.0/16 GE BD GSP	1476040000	K.5	H1.0/10/28D R	9019250000	K.6	H3.5/0/32D R	9019320000	K.6
H0.5/18D ZH W	9037400000	K.11	H1.0/16 GE SV	9028320000	K.5	H1.0/10/28S SW	1462590000	K.14	H3.5/0/39 BE	0317300000	K.4
H0.5/6	0282600000	K.16	H1.0/16D R	9019100000	K.6	H1.0/10/28T BR	9021160000	K.8	H3.5/0/39D R	9019330000	K.6
H0.5/7	2919640000	K.16	H1.0/16D R	9019100000	K.8	H1.0/10/30 ZH EB	9037350000	K.10	H4.0/12	0244100000	K.16
H0.75/10	0542500000	K.16	H1.0/16D R BD GSP	1476090000	K.7	H1.0/10/30D ZH R	9037580000	K.11	H4.0/15	9004100000	K.16
H0.75/12 W	0409600000	K.4	H1.0/16D R BD GSP	1476090000	K.9	H1.0/10/30DS ZH R	9018890000	K.15	H4.0/18	9004110000	K.16
H0.75/12 W SV	9028280000	K.5	H1.0/16DS R BD GSP	2604690000	K.14	H1.0/10/30S ZH EB	9018870000	K.15	H4.0/18 GR SV	9026010000	K.5
H0.75/12D GR	9019030000	K.6	H1.0/16S GE BD GSP	2604680000	K.14	H1.0/10/30T ZH BR	9037720000	K.12	H4.0/18 GR SV	9026010000	K.6
H0.75/12T HBL	9021030000	K.8	H1.0/18 GE	9025930000	K.4	H1.0/120/0/50 BL	9028220000	K.4	H4.0/18D BR	9019190000	K.4
H0.75/14 W	0462900000	K.4	H1.0/18 GE SV	9028340000	K.5	H150./0/54 GE	9028230000	K.4	H4.0/18D GR	9019190000	K.6
H0.75/14 W BD	9004290000	K.5	H1.0/18D R	9019110000	K.6	H16.0/12	0492500000	K.16	H4.0/18D GR SP	1476290000	K.4
H0.75/14 W BD GSP	9005820000	K.5	H1.0/18D R	9019110000	K.8	H16.0/15	0124300000	K.16	H4.0/18T OR	9021100000	K.8
H0.75/14 W SP	1476240000	K.4	H1.0/19 ZH GE	9037270000	K.10	H16.0/18	0375200000	K.16	H4.0/18T OR SV	9021250000	K.8
H0.75/14 W SV	9026070000	K.5	H1.0/19 ZH GE SV	9004910000	K.10	H16.0/22 GN	0565900000	K.4	H4.0/19.5X GR SV	9006750000	K.13
H0.75/14 ZH W	9037230000	K.10	H1.0/19D ZH R	9037450000	K.11	H16.0/22D BL	9019260000	K.6	H4.0/20D GR	9019200000	K.4
H0.75/14 ZH W SV	9018510000	K.10	H1.0/19D ZH R	9037450000	K.12	H16.0/22T W	9021170000	K.8	H4.0/20D GR	9019200000	K.6
H0.75/14D GR	9019040000	K.6	H1.0/19D ZH R SV	9004760000	K.11	H16.0/25	9004150000	K.16	H4.0/20DS GR	9020360000	K.14
H0.75/14D GR BD	9004300000	K.6	H1.0/19D ZH R SV	9004760000	K.12	H16.0/25.5X BL SV	9006870000	K.13	H4.0/20D ZH GR	9021110000	K.8
H0.75/14D GR BD GSP	9005870000	K.7	H1.0/22DS R ZH	9036630000	K.11	H16.0/28 GN	0566000000	K.4	H4.0/22D ZH GR	9037530000	K.10
H0.75/14D GR SV	9019410000	K.6	H1.0/25 ZH GE	9037280000	K.10	H16.0/28D BL	9019270000	K.6	H4.0/22D ZH GR	9037530000	K.11
H0.75/14D ZH GR	9037410000	K.11	H1.0/25D ZH R	9037460000	K.11	H16.0/28T W	9021180000	K.8	H4.0/22D ZH GR SV	9004730000	K.10
H0.75/14D ZH GR SV	9018520000	K.11	H1.0/25D ZH R	9037460000	K.12	H16.0/29 ZH GN	9037360000	K.10	H4.0/22D ZH GR SV	9004730000	K.11
H0.75/14DS GR	9028580000	K.14	H1.0/6	0372600000	K.16	H16.0/29D ZH BL	9037590000	K.11	H4.0/22T ZH OR	9037670000	K.12
H0.75/14DS GR BD GSP	2528600000	K.14	H1.0/8	2874610000	K.16	H16.0/29T ZH W	9037730000	K.12	H4.0/22T ZH OR SV	9018590000	K.12
H0.75/14S W	9025960000	K.14	H1.5/10	0186500000	K.16	H16.0/32	9004160000	K.16	H4.0/26D GR	9019210000	K.4
H0.75/14S W BD GSP	2528560000	K.14	H1.5/12	9004060000	K.16	H16.0/38 ZH GN	9037370000	K.10	H4.0/26D GR	9019210000	K.6
H0.75/14S W SV	9025700000	K.14	H1.5/12S R	9025690000	K.14	H16.0/38D ZH BL	9037600000	K.11	H4.0/26T OR	9021120000	K.8
H0.75/14T ZH HBL	9037610000	K.12	H1.5/14 R	0463100000	K.4	H16.0/38T ZH W	9037740000	K.12	H4.0/26D ZH GR	9037540000	K.10
H0.75/14T BL BD GSP	9005900000	K.9	H1.5/14 R BD	9004340000	K.5	H2.5/10	9004080000	K.16	H4.0/28D ZH GR	9037540000	K.11
H0.75/14T HBL	9021040000	K.8	H1.5/14 R BD GSP	9005840000	K.5	H2.5/12	0186100000	K.16	H4.0/28D ZH GR	9037680000	K.12
H0.75/14T HBL BD	9004310000	K.8	H1.5/14 R SP	1476270000	K.4	H2.5/12DS BL	9028490000	K.14	H4.0/9	0373100000	K.16
H0.75/14T HBL SV	9021230000	K.8	H1.5/14 R SV	9026090000	K.5	H2.5/12TS GR	9036200000	K.14	H50./0/18	9004210000	K.16
H0.75/14TS HB BD GSP	2528630000	K.14	H1.5/14D SW	9019120000	K.6	H2.5/14D BL BD	9004360000	K.5	H50./0/22S	9025880000	K.16
H0.75/14TS HBL	9018550000	K.14	H1.5/14D SW	9019120000	K.8	H2.5/14D BL BD	9004360000	K.6	H50./0/32	9004220000	K.16
H0.75/15S W	9204240000	K.14	H1.5/14D SW BD	9004350000	K.6	H2.5/14D BL BD GSP	9005850000	K.5	H50./0/36 OLV	0444200000	K.4
H0.75/15T ZH BL SV	9018570000	K.12	H1.5/14D SW BD	9004350000	K.8	H2.5/14D BL BD GSP	9005850000	K.7	H50./0/36D BL	9019340000	K.6
H0.75/16 W	9025860000	K.4	H1.5/14D SW BD GSP	9005890000	K.7	H2.5/14DS BL	1333100000	K.14	H50./0/41D BL	9019350000	K.6
H0.75/16 W BD GSP	1476030000	K.5	H1.5/14D SW BD GSP	9005890000	K.9	H2.5/14S BL SV	9046230000	K.14	H6.0/10	9004120000	K.16
H0.75/16 W SV	9028290000	K.5	H1.5/14D SW SP	1476330000	K.6	H2.5/14T GR BD	9004370000	K.8	H6.0/12	0191900000	K.16
H0.75/16 ZH W	9037240000	K.10	H1.5/14D SW SV	9019430000	K.6	H2.5/14T GR BD GSP	9005910000	K.9	H6.0/15	0124700000	K.16
H0.75/16 ZH W SV	9004900000	K.10	H1.5/14D SW SV	9019430000	K.8	H2.5/14TS GR	9426770000	K.14	H6.0/18	9004130000	K.16
H0.75/16D GR	9019050000	K.6	H1.5/14DS SW	9025240000	K.14	H2.5/15 BL SV	9026100000	K.5	H6.0/20 SW	0533500000	K.4
H0.75/16D GR BD GSP	1476080000	K.7	H1.5/14DS SW BD GSP	2528620000	K.14	H2.5/15 BL SV	9026100000	K.6	H6.0/20D GE	9019220000	K.6
H0.75/16D ZH GR	9037420000	K.11	H1.5/14DS SW SV	9028360000	K.14	H2.5/15D BL	9019160000	K.4	H6.0/20T GN	9021130000	K.8
H0.75/16D ZH GR SV	9004770000	K.11	H1.5/14S R	9025980000	K.14	H2.5/15D BL	9019160000	K.6	H6.0/23 ZH SW	9037320000	K.10
H0.75/16DS GR	2091010000	K.14	H1.5/14S R BD GSP	2528580000	K.14	H2.5/15D BL SP	1476280000	K.4	H6.0/23 ZH SW SV	9004930000	K.10
H0.75/16DS GR BD GSP	2804650000	K.14	H1.5/14S R SV	9025720000	K.14	H2.5/15D BL SP	1476280000	K.6	H6.0/23D ZH GE	9037550000	K.11
H0.75/16S W BD GSP	2804640000	K.14	H1.5/16 DS SW	2092490000	K.14	H2.5/15T GR	9021070000	K.8	H6.0/23D ZH GE SV	9004720000	K.11
H0.75/16T BL BD GSP	1476110000	K.9	H1.5/16 R	0635100000	K.4	H2.5/15T GR SV	9021240000	K.8	H6.0/23T ZH GN	9037690000	K.12
H0.75/16T HBL	9021050000	K.8	H1.5/16 R BD GSP	1476050000	K.5	H2.5/16D BL BD GSP	1476060000	K.5	H6.0/23T ZH GN SV	9005160000	K.12
H0.75/16T ZH HBL	9037620000	K.12	H1.5/16 R SV	9028350000	K.5	H2.5/16D BL BD GSP	1476060000	K.7	H6.0/23X GE SV	9006790000	K.13
H0.75/16T ZH HBL SV	9005140000	K.12	H1.5/16 ZH R	9037290000	K.10	H2.5/16DS BL	9036220000	K.14	H6.0/26 SW	0565700000	K.4
H0.75/16TS HBL BD GSP	2804660000	K.14	H1.5/16 ZH R SV	9004410000	K.10	H2.5/16T GR BD GSP	1476120000	K.9	H6.0/26D GE	9019230000	K.6
H0.75/18 W	9025910000	K.4	H1.5/16D SW	9019130000	K.10	H2.5/17.5X BL SV	9006670000	K.13	H6.0/26T GN	9021140000	K.8
H0.75/18 W SV	9028300000	K.5	H1.5/16D SW	9019130000	K.8	H2.5/18	9004090000	K.16	H6.0/29 ZH SW	9037330000	K.10
H0.75/18D GR	9019060000	K.6	H1.5/16D SW BD GSP	1476100000	K.9	H2.5/19D BL	9019170000	K.4	H6.0/29D ZH GE	9037560000	K.11
H0.75/18T HBL	9021060000	K.8	H1.5/16D SW BD GSP	1476100000	K.7	H2.5/19D BL	9019170000	K.6	H6.0/29T ZH GN	9037700000	K.12
H0.75/19DS ZH GR	9202830000	K.11	H1.5/16D ZH SW	9037470000	K.11	H2.5/19D ZH BL	9037500000	K.10	H70./0/25	9004230000	K.16
H0.75/19S ZH W	9202820000	K.10	H1.5/16D ZH SW	9037470000	K.12	H2.5/19D ZH BL	9037500000	K.11	H70./0/37 GE	9028200000	K.4
H0.75/19TS ZH HBL	9202840000	K.12	H1.5/16D ZH SW SV	9004420000	K.11	H2.5/19D ZH BL SV	9004430000	K.10	H9.5/0/44 R	9028210000	K.4
H0.75/24 ZH W	9037250000	K.10	H1.5/16D ZH SW SV	9004420000	K.12	H2.5/19D ZH BL SV	9004430000	K.11	HBT 1.5 - 3.0 RT	131244000	

Type	Order No.	Page	Type	Order No.	Page	Type	Order No.	Page	Type	Order No.	Page
HTF DFF	9014140000	E.6	KDS-M40	9204920000	C.16	KQH-M3/1	1492170000	K.21	KQN-M4/1	1493770000	L.23
HTF DFF	9014140000	E.29	KDS-M50	1548410000	C.14	KQH-M3/2,5	1492250000	K.21	KQN-M4/10	1494010000	L.24
HTF RSV 12	9013550000	E.6	KDS-M50	1548410000	C.16	KQH-M4/0,5	1492110000*	K.21	KQN-M4/2,5	1493850000	L.23
HTF RSV 12	9013550000	E.29	KDS-M63	1548400000	C.14	KQH-M4/1	1492200000	K.21	KQN-M4/6	1493950000	L.23
HTF RSV 12 ZERT	9017890000	E.29	KDS-M63	1548400000	C.16	KQH-M4/2,5	1492290000	K.21	KQN-M4/S/1	1493760000	L.23
HTF RSV 16	9013560000	E.6	KOS-PG11	9204940000	C.14	KQH-M4/6	1492370000	K.21	KQN-M4/S/2,5	1493840000	L.23
HTF RSV 16	9013560000	E.29	KOS-PG11	9204940000	C.16	KQH-M4/S/1	1492190000	K.21	KQN-M5/0,5	1493700000	L.23
HTF RSV 16 ZERT	9017890000	E.29	KOS-PG16	9204960000	C.14	KQH-M4/S/2,5	1492280000	K.21	KQN-M5/1	1493790000	L.23
HTF SUB-D	9013260000	E.7	KOS-PG16	9204960000	C.16	KQH-M5/0,5	1492120000*	K.21	KQN-M5/10	1494020000	L.24
HTF SUB-D	9013260000	E.28	KOS-PG21	9204970000	C.14	KQH-M5/1	1492220000	K.21	KQN-M5/16	1494070000	L.24
HTF ZRV	9014840000	E.6	KOS-PG21	9204970000	C.16	KQH-M5/10	1492430000	K.22	KQN-M5/2,5	1493890000	L.23
HTF ZRV	9014840000	E.29	KOS-PG29	9204980000	C.14	KQH-M5/16	1492480000	K.22	KQN-M5/25	1494120000	L.24
HTG 174	9012410000	E.7	KOS-PG36	9204990000	C.14	KQH-M5/2,5	1492310000	K.21	KQN-M5/6	1493960000	L.23
HTG 174	9012410000	E.27	KOS-PG42	1548380000	C.16	KQH-M5/6	1492380000	K.21	KQN-M5/S/1	1493780000	L.23
HTG 58/59	9012020000	E.7	KOS-PG48	1548390000	C.16	KQH-M5/S/1	1492210000	K.21	KQN-M5/S/2,5	1493870000	L.23
HTG 58/59	9012020000	E.27	KOS-PG9	9204930000	C.14	KQH-M5/S/2,5	1492300000	K.21	KQN-M6/1	1493800000	L.23
HTI 15	9014400000	E.7	KOS-PG9	9204930000	C.16	KQH-M6/1	1492230000	K.21	KQN-M6/10	1494030000	L.24
HTI 15	9014400000	E.20	KP-M10/10	1497910000	L.17	KQH-M6/10	1492440000	K.22	KQN-M6/16	1494080000	L.24
HTI 15	9014400000	K.3	KP-M10/120	1498240000	L.18	KQH-M6/16	1492490000	K.22	KQN-M6/2,5	1493900000	L.23
HTI 15 ZERT	9017430000	E.20	KP-M10/150	1498310000	L.18	KQH-M6/2,5	1492320000	K.21	KQN-M6/25	1494130000	L.24
HTN 21	9014610000	E.7	KP-M10/16	1497950000	L.17	KQH-M6/6	1492390000	K.21	KQN-M6/35	1494170000	L.24
HTN 21	9014610000	E.20	KP-M10/185	1498350000	L.18	KQH-M8/1	1492240000	K.21	KQN-M6/50	1493510000	L.24
HTN 21 AN	9014100000	E.7	KP-M10/240	1498390000	L.18	KQH-M8/10	1492450000	K.22	KQN-M6/6	1493970000	L.23
HTN 21 AN	9014100000	E.20	KP-M10/25	1497990000	L.17	KQH-M8/16	1492500000	K.22	KQN-M6/70	1493190000	L.24
HTN 21 AN ZERT	9017170000	E.20	KP-M10/300	1498440000	L.18	KQH-M8/2,5	1492330000	K.21	KQN-M6/1	1493810000	L.23
HTN 21 ZERT	9017380000	E.20	KP-M10/35	1498040000	L.17	KQH-M8/6	1492400000	K.21	KQN-M8/10	1494040000	L.24
HTX 138	9012400000	E.7	KP-M10/50	1498080000	L.17	KQIG-M10/6	1491320000	K.23	KQN-M8/120	1493320000	L.24
HTX 138	9012400000	E.27	KP-M10/70	1498140000	L.17	KQIG-M3,5/1	1492530000	K.23	KQN-M8/16	1494090000	L.24
HTX 188	9011990000	E.7	KP-M10/95	1498190000	L.17	KQIG-M3,5/2,5	1492610000	K.23	KQN-M8/2,5	1493910000	L.23
HTX 188	9011990000	E.27	KP-M12/120	1498250000	L.18	KQIG-M3/1	1492520000	K.23	KQN-M8/25	1494140000	L.24
HTX LWL	9011360000	E.7	KP-M12/150	1498320000	L.18	KQIG-M3/2,5	1492600000	K.23	KQN-M8/35	1494180000	L.24
HTX LWL	9011360000	E.23	KP-M12/16	1497960000	L.17	KQIG-M4/1	1492550000	K.23	KQN-M8/50	1493150000	L.24
HTX-HDC/POF	9010950000	E.45	KP-M12/185	1498360000	L.18	KQIG-M4/2,5	1492630000	K.23	KQN-M8/6	1493980000	L.23
HTX-IE-POF	1208970000	E.25	KP-M12/240	1498410000	L.18	KQIG-M4/6	1491270000	K.23	KQN-M8/70	1493210000	L.24
HÜELSE REMOVAL TOOL HD	1044100000	E.44	KP-M12/25	1498000000	L.17	KQIG-M4/S/1	1492540000	K.23	KQN-M8/95	1493260000	L.24
HÜELSE REMOVAL TOOL CM 3	1044080000	E.44	KP-M12/300	1498450000	L.18	KQIG-M4/S/2,5	1492620000	K.23	KQN-M3,5/1	1493550000	L.25
HÜELSE REMOVAL TOOL CM 5	1044090000	E.44	KP-M12/50	1498090000	L.17	KQIG-M5/1	1492580000	K.23	KQN-M3,5/2,5	1493610000	L.25
			KP-M12/70	1498150000	L.17	KQIG-M5/10	1491330000*	K.23	KQN-M3/1	1493540000	L.25
			KP-M12/95	1498210000	L.17	KQIG-M5/2,5	1492640000	K.23	KQN-M3/2,5	1493600000	L.25
			KP-M12/35	1498050000	L.17	KQIG-M5/6	1491280000	K.23	KQN-M4/1	1493570000	L.25
			KP-M14/120	1498490000	L.18	KQIG-M6/1	1492590000	K.23	KQN-M4/2,5	1493630000	L.25
			KP-M14/150	1498580000	L.18	KQIG-M6/10	1491340000*	K.23	KQN-M4/6	1493660000	L.25
			KP-M14/185	1498590000	L.18	KQIG-M6/16	1491350000*	K.23	KQN-M4/S/1	1493560000	L.25
			KP-M14/240	1498530000	L.18	KQIG-M6/2,5	1491260000	K.23	KQN-M4/S/2,5	1493620000	L.25
			KP-M14/300	1498550000	L.18	KQIG-M6/6	1491290000	K.23	KQN-M5/1	1493580000	L.25
			KP-M14/50	1498570000	L.17	KQIG-M8/16	1491360000*	K.23	KQN-M5/10	1493268000	L.25
			KP-M14/70	1498560000	L.17	KQIG-M8/6	1491310000	K.23	KQN-M5/2,5	1493640000	L.25
			KP-M14/95	1498520000	L.17	KQN-M10/1	1493710000	L.23	KQN-M5/6	1492650000	L.25
			KP-M16/120	1498270000	L.18	KQN-M10/10	1494050000	L.24	KQN-M6/1	1493590000	L.25
			KP-M16/150	1498330000	L.18	KQN-M10/120	1493330000	L.24	KQN-M6/10	1492690000	L.25
			KP-M16/185	1498370000	L.18	KQN-M10/150	1493370000	L.24	KQN-M6/16	1492700000	L.25
			KP-M16/240	1498420000	L.18	KQN-M10/16	1494100000	L.24	KQN-M6/2,5	1493650000	L.25
			KP-M16/25	1498010000	L.17	KQN-M10/185	1494240000	L.24	KQN-M6/6	1492660000	L.25
			KP-M16/300	1498460000	L.18	KQN-M10/2,5	1493930000	L.23	KQN-M8/16	1492710000	L.25
			KP-M16/35	1498060000	L.17	KQN-M10/240	1493460000	L.24	KQN-M8/6	1492670000	L.25
			KP-M16/50	1498110000	L.17	KQN-M10/25	1494150000	L.24	KRN-M10/10	1496940000	L.9
			KP-M16/70	1498160000	L.17	KQN-M10/35	1494190000	L.24	KRN-M10/120	1495650000	L.10
			KP-M16/95	1498220000	L.17	KQN-M10/50	1493160000	L.24	KRN-M10/120 S	1494920000	L.11
			KP-M20/120	1498280000	L.18	KQN-M10/6	1493990000	L.23	KRN-M10/150	1495710000	L.10
			KP-M20/150	1498340000	L.18	KQN-M10/70	1493220000	L.24	KRN-M10/150 S	1494950000	L.11
			KP-M20/185	1498380000	L.18	KQN-M10/95	1493270000	L.24	KRN-M10/16	1497000000	L.9
			KP-M20/240	1498430000	L.18	KQN-M12/10	1494060000	L.24	KRN-M10/185	1495430000	L.10
			KP-M20/300	1498470000	L.18	KQN-M12/120	1493340000	L.24	KRN-M10/185 S	1494980000	L.11
			KP-M20/50	1498120000	L.17	KQN-M12/150	1493380000	L.24	KRN-M10/240	1495490000	L.10
			KP-M20/70	1498170000	L.17	KQN-M12/16	1494110000	L.24	KRN-M10/240 S	1494340000	L.11
			KP-M20/95	1498230000	L.17	KQN-M12/185	1493430000	L.24	KRN-M10/25	1496510000	L.9
			KP-M5/10	1497870000	L.17	KQN-M12/2,5	1493940000	L.23	KRN-M10/300	1495530000*	L.10
			KP-M5/16	1497920000	L.17	KQN-M12/240	1493470000	L.24	KRN-M10/35	1496570000	L.10
			KP-M5/6	1497840000	L.17	KQN-M12/25	1494160000	L.24	KRN-M10/40	2578020000	L.10
			KP-M6/10	1497880000	L.17	KQN-M12/35	1493130000	L.24	KRN-M10/50	1496610000	L.10
			KP-M6/16	1497930000	L.17	KQN-M12/50	1493170000	L.24	KRN-M10/50 S	1494840000	L.11
			KP-M6/25	1497970000	L.17	KQN-M12/6	1494000000	L.23	KRN-M10/6	1497200000	L.9
			KP-M6/35	1498020000	L.17	KQN-M12/70	1493230000	L.24	KRN-M10/70	1496670000	L.10
			KP-M6/50	1498510000	L.17	KQN-M12/95	1493280000	L.24	KRN-M10/70 S	1494870000	L.11
			KP-M6/6	1497850000	L.17	KQN-M16/120	1493350000	L.24	KRN-M10/95	1495610000	L.10
			KP-M8/10	1497890000	L.17	KQN-M16/150	1493390000	L.24	KRN-M10/95 S	1494900000	L.11
			KP-M8/120	1498480000	L.18	KQN-M16/185	1493440000	L.24	KRN-M10/300 S	1494380000*	L.11
			KP-M8/150	1498290000	L.18	KQN-M16/240	1493480000	L.24	KRN-M12/10	1496950000	L.9
			KP-M8/16	1497940000	L.17	KQN-M16/25	1493490000	L.24	KRN-M12/120	1495670000	L.10
			KP-M8/185	1498540000	L.18	KQN-M16/35	1493140000	L.24	KRN-M12/120 S	1494930000	L.11
			KP-M8/25	1497980000	L.17	KQN-M16/50	1493180000	L.24	KRN-M12/150	1495720000	L.10
			KP-M8/35	1498030000	L.17	KQN-M16/70	1493240000	L.24	KRN-M12/150 S	1494970000	L.11
			KP-M8/50	1498070000	L.17	KQN-M16/95	1493290000	L.24	KRN-M12/16	149710000	L.9
			KP-M8/6	1497860000	L.17	KQN-M2,5/1	1493730000	L.23	KRN-M12/185	1495440000	L.10
			KP-M8/70	1498130000	L.17	KQN-M2/0,5	1493670000	L.23	KRN-M12/185 S	1494990000	L.11
			KP-M8/95	1498180000	L.17	KQN-M2/1	1493720000	L.23	KRN-M12/240	1495500000	L.10
			KQH-M10/1	1492130000	K.21	KQN-M2/10	1493360000	L.24	KRN-M12/240 S	1494350000	L.11
			KQH-M10/10	1492470000	K.22	KQN-M20/150	1493410000	L.24	KRN-M12/25	1496520000	L.9
			KQH-M10/16	1492510000	K.22	KQN-M20/185	1493450000	L.24	KRN-M12/300	1495540000	L.10
			KQH-M10/2,5	1492340000	K.21	KQN-M20/35	1493520000	L.24	KRN-M12/300 S	1494390000*	L.11
			KQH-M10/6	1492410000	K.21	KQN-M20/50	1493530000	L.24	KRN-M12/35	1496580000	L.10
			KQH-M12/2,5	1492350000	K.21	KQN-M20/70	1493250000	L.24	KRN-M12/400	2578030000	L.10
			KQH-M12/6	1492420000	K.21	KQN-M20/95	1493310000	L.24	KRN-M12/50	1496620000	L.10
			KQH-M2,5/1	1492150000	K.21	KQN-M3,5/1	1493750000	L.23	KRN-M12/6	1497210000	L.9
			KQH-M								

Type	Order No.	Page	Type	Order No.	Page	Type	Order No.	Page	Type	Order No.	Page
KRN-M14/-150	1495810000	L10	KSN/-95	1492840000*	L26	KWN-M5/2,5 90	1495270000*	L12	LID 1,5M4 R	9200670000	K28
KRN-M14/-185	1497250000	L10	KSN/0,1-0,5	1492720000	L26	KWN-M5/4 90	1495310000*	L12	LID 2,5F5 RF	9200710000	K28
KRN-M14/-240	1497270000	L10	KSN/0,5-1,0	1492730000	L26	KWN-M5/6 90	1496120000	L12	LID 2,5M5 R	9200680000	K28
KRN-M14/-25	1496530000	L9	KSN/1,5-2,5	1492740000	L26	KWN-M6/1,5 90	1495240000*	L12	LID 6,0F5 RF	9200720000	K28
KRN-M14/-300	1497280000	L10	KT 12	9002660000	C.4	KWN-M6/10 45	1496820000	L14	LID 6M5 R	9200690000	K28
KRN-M14/-50	1495750000	L10	KT 14	1157820000	C.5	KWN-M6/110 90	1497030000	L12	LIF 1,5F288 R	9200520000	K25
KRN-M14/-70	1495770000	L10	KT 22	1157830000	C.5	KWN-M6/16 45	1496870000	L14	LIF 1,5F488 R	9200530000	K25
KRN-M14/-95	1495780000	L10	KT 45 R	9202040000	C.7	KWN-M6/2,5 90	1495280000*	L12	LIF 1,5F638 R	9200540000	K25
KRN-M16/-120	1495680000	L10	KT 55	9202060000	C.7	KWN-M6/25 45	1496180000	L14	LIF 1,5F638 RF	9200640000	K26
KRN-M16/-150	1495730000	L10	KT 8	9002650000	C.4	KWN-M6/25 90	1495850000	L12	LIF 1,5M638 R	9200580000	K26
KRN-M16/-185	1495450000	L10	KT 80	9202080000	C.8	KWN-M6/35 45	1496220000	L14	LIF 1,5T638 R	9200610000	K27
KRN-M16/-185 S	1495000000	L11	KT MINI	2876460000	C.10	KWN-M6/35 90	1495910000	L12	LIF 2,5F488 R	9200550000	K25
KRN-M16/-240	1495510000	L10	KT ZDV	9002170000	C.10	KWN-M6/4 90	1495320000*	L12	LIF 2,5F638 R	9200560000	K25
KRN-M16/-240 S	1494370000	L11	KT-F 36	9002190000	C.6	KWN-M6/50 45	1496270000*	L14	LIF 2,5F638 RF	9200650000	K26
KRN-M16/-300	1495550000	L10	KWN-M10/-10 45	1496840000*	L14	KWN-M6/50 90	1495950000	L13	LIF 2,5M638 R	9200590000	K26
KRN-M16/-300 S	1494400000*	L11	KWN-M10/-10 90	1497050000	L12	KWN-M6/6 90	1496130000	L12	LIF 2,5T638 R	9200620000	K27
KRN-M16/400	2578040000	L10	KWN-M10/-120 45	1496400000	L14	KWN-M6/70 90	1496010000	L13	LIF 6F638 R	9200570000	K25
KRN-M16/50	1496630000	L10	KWN-M10/-120 90	1494450000	L13	KWN-M6/16 90	1497090000	L12	LIF 6F638 RF	9200660000	K26
KRN-M16/70	1495580000	L10	KWN-M10/-150 45	1496440000	L14	KWN-M8/10 45	1496830000	L14	LIF 6M638 R	9200600000	K26
KRN-M16/95	1495630000	L10	KWN-M10/-16 45	1496890000	L14	KWN-M8/10 90	1497040000	L12	LIF 6T638 R	9200630000	K27
KRN-M20/-120	1495690000	L10	KWN-M10/-16 90	1497110000	L12	KWN-M8/120 45	1496390000	L14	LIF 1,5R12 V	9200460000	K23
KRN-M20/-150	1495740000	L10	KWN-M10/-185 45	1495340000	L14	KWN-M8/120 90	1496880000	L13	LIF 2,5R12 V	9200470000	K23
KRN-M20/-185	1495470000	L10	KWN-M10/-185 90	1495440000	L13	KWN-M8/150 45	1496430000*	L14	LIF 6R14 V	9200480000	K23
KRN-M20/-240	1495520000	L10	KWN-M10/-240 90	1494590000	L13	KWN-M8/150 90	1494490000	L13	LIR 1,5M10 V	2792000000	K21
KRN-M20/-300	1497240000	L10	KWN-M10/25 45	1496200000	L14	KWN-M8/16 45	1496880000	L14	LIR 1,5M3 V	9200070000	K21
KRN-M20/-400	2578050000	L10	KWN-M10/25 90	1495880000	L12	KWN-M8/16 90	1497100000	L12	LIR 1,5M3,5 V	9200080000	K21
KRN-M20/50	1496480000	L10	KWN-M10/35 45	1496240000	L14	KWN-M8/2,5 90	1495290000*	L12	LIR 1,5M4 V	9200090000	K21
KRN-M20/70	1495590000	L10	KWN-M10/35 90	1495830000	L12	KWN-M8/25 45	1496190000	L14	LIR 1,5M5 V	9200100000	K21
KRN-M20/95	1495640000	L10	KWN-M10/50 45	1496290000	L14	KWN-M8/25 90	1495870000	L12	LIR 1,5M6 V	9200110000	K21
KRN-M3/0,75	1495010000*	L9	KWN-M10/50 90	1495980000	L13	KWN-M8/35 45	1496230000	L14	LIR 1,5M8 V	9200120000	K21
KRN-M3/1,5	1495040000*	L9	KWN-M10/6 90	1496150000	L12	KWN-M8/35 90	1495920000	L12	LIR 2,5M10 V	9200210000	K21
KRN-M4/0,75	1495020000*	L9	KWN-M10/70 45	1496320000	L14	KWN-M8/4 90	1495330000*	L12	LIR 2,5M3 V	9201500000	K21
KRN-M4/1,5	1495050000*	L9	KWN-M10/70 90	1496030000	L13	KWN-M8/4 90	1496280000	L14	LIR 2,5M3,5 V	9200160000	K21
KRN-M4/-10	1496900000	L9	KWN-M10/95 45	1496350000	L14	KWN-M8/50 90	1495970000	L13	LIR 2,5M4 V	9200170000	K21
KRN-M4/2,5	1495090000*	L9	KWN-M10/95 90	1496090000	L13	KWN-M8/6 90	1496140000	L12	LIR 2,5M5 V	9200180000	K21
KRN-M4/4	1495130000*	L9	KWN-M10/150 90	1494500000	L13	KWN-M8/70 45	1496310000	L14	LIR 2,5M6 V	9200190000	K21
KRN-M4/6	1497150000	L9	KWN-M12/10 90	1497070000	L12	KWN-M8/70 90	1496020000	L13	LIR 2,5M8 V	9200200000	K21
KRN-M5/0,75	1495030000*	L9	KWN-M12/-120 45	1496410000	L14	KWN-M8/95 45	1496340000	L14	LIR 6M10 V	9200270000	K21
KRN-M5/1,5	1495070000*	L9	KWN-M12/-120 90	1494470000	L13	KWN-M8/95 90	1496080000	L13	LIR 6M4 V	9200230000	K21
KRN-M5/-10	1496910000	L9	KWN-M12/-150 45	1496450000	L14	KWP-NM10/-120 90	1497750000	L19	LIR 6M5 V	9200240000	K21
KRN-M5/16	1496970000	L9	KWN-M12/-150 90	1494510000	L13	KWP-NM10/-150 90	1497810000	L19	LIR 6M6 V	9200250000	K21
KRN-M5/2,5	1495100000*	L9	KWN-M12/-16 90	1497120000	L12	KWP-NM10/-16 90	1497470000	L19	LIR 6M8 V	9200260000	K21
KRN-M5/25	1495830000	L9	KWN-M12/185 45	1495350000	L14	KWP-NM10/185 90	1496690000	L19	LIS 1,5M3 V	9200290000	K22
KRN-M5/4	1495140000*	L9	KWN-M12/185 90	1494550000	L13	KWP-NM10/25	1497520000	L19	LIS 1,5M3,5 V	9200300000	K22
KRN-M5/6	1497170000	L9	KWN-M12/240 45	1495400000	L14	KWP-NM10/35 90	1497570000	L19	LIS 1,5M4 V	9200310000	K22
KRN-M6/1,5	1495080000*	L9	KWN-M12/240 90	1494610000	L13	KWP-NM10/50 90	1497610000	L19	LIS 1,5M5 V	9200320000	K22
KRN-M6/-10	1496920000	L9	KWN-M12/25 45	1496210000	L14	KWP-NM10/70 90	1497650000	L19	LIS 1,5M6 V	9200330000	K22
KRN-M6/120 S	1494410000	L11	KWN-M12/25 90	1495890000	L12	KWP-NM10/95 90	1497710000	L19	LIS 2,5M3 V	9200350000	K22
KRN-M6/150 S	1494440000	L11	KWN-M12/300 90	1497300000	L13	KWP-NM12/120 90	1497760000	L19	LIS 2,5M3,5 V	9200360000	K22
KRN-M6/16	1496980000	L9	KWN-M12/35 45	1496250000	L14	KWP-NM12/-150 90	1497820000	L19	LIS 2,5M4 V	9200370000	K22
KRN-M6/2,5	1495110000*	L9	KWN-M12/35 90	1495940000	L12	KWP-NM12/-16 90	1497480000	L19	LIS 2,5M5 V	9200380000	K22
KRN-M6/25	1496490000	L9	KWN-M12/50 45	1496300000	L14	KWP-NM12/185 90	1496700000	L19	LIS 2,5M6 V	9200390000	K22
KRN-M6/35	1496540000	L10	KWN-M12/50 90	1495990000	L13	KWP-NM12/240 90	1496730000	L19	LIS 6M10 V	9200450000	K22
KRN-M6/35 S	1494790000	L11	KWN-M12/6 90	1496170000	L12	KWP-NM12/25 90	1497530000	L19	LIS 6M4 V	9200410000	K22
KRN-M6/4	1495150000*	L9	KWN-M12/70 45	1496330000	L14	KWP-NM12/300 90	1496770000	L19	LIS 6M5 V	9200420000	K22
KRN-M6/50	1496590000	L10	KWN-M12/70 90	1496040000	L13	KWP-NM12/35 90	1497580000	L19	LIS 6M6 V	9200430000	K22
KRN-M6/50 S	1494820000	L11	KWN-M12/95 45	1496370000	L14	KWP-NM12/50 90	1497620000	L19	LIS 6M8 V	9200440000	K22
KRN-M6/6	1497180000	L9	KWN-M12/95 90	1496100000	L13	KWP-NM12/70 90	1497660000	L19	LSP 4L	9205050000	H.9
KRN-M6/70	1496640000	L10	KWN-M14/25 90	1495900000	L12	KWP-NM12/95 90	1497720000	L19			
KRN-M6/70 S	1494850000	L11	KWN-M14/35 90	1494640000	L12	KWP-NM16/150 90	1497830000	L19			
KRN-M6/95	1495820000	L10	KWN-M14/70 90	1494660000	L13	KWP-NM16/185 90	1496710000	L19			
KRN-M6/95 S	1494430000	L11	KWN-M14/95 90	1494670000	L13	KWP-NM16/240 90	1496740000	L19			
KRN-M8/-10	1496930000	L9	KWN-M14/50 90	1494650000	L13	KWP-NM16/300 90	1496780000	L19			
KRN-M8/-120	1495790000	L10	KWN-M16/-120 45	1496420000	L14	KWP-NM16/50 90	1497630000	L19			
KRN-M8/-120 S	1494420000	L11	KWN-M16/-120 90	1494480000	L13	KWP-NM16/70 90	1497680000	L19			
KRN-M8/-150	1495700000	L10	KWN-M16/-150 45	1496470000	L14	KWP-NM16/95 90	1497730000	L19			
KRN-M8/-150 S	1494940000	L11	KWN-M16/150 90	1494520000	L13	KWP-NM16/120 90	1497770000	L19			
KRN-M8/16	1496990000	L9	KWN-M16/185 45	1495370000	L14	KWP-NM20/120 90	1497780000	L19			
KRN-M8/185	1497290000*	L10	KWN-M16/185 90	1494570000	L13	KWP-NM20/185 90	1496720000	L19			
KRN-M8/2,5	1495120000*	L9	KWN-M16/240 45	1495410000	L14	KWP-NM20/240 90	1496750000	L19			
KRN-M8/240	1495480000*	L10	KWN-M16/240 90	1494620000	L13	KWP-NM20/300 90	1496790000	L19			
KRN-M8/25	1496500000	L9	KWN-M16/300 90	1497310000	L13	KWP-NM20/150 90	1496680000	L19			
KRN-M8/35	1496550000	L10	KWN-M16/35 90	1494890000	L12	KWP-NM6/-10 90	1497420000	L19			
KRN-M8/35 S	1494810000*	L11	KWN-M16/50 90	1496000000	L13	KWP-NM6/16 90	1497440000	L19			
KRN-M8/4	1495170000*	L9	KWN-M16/70 90	1496050000	L13	KWP-NM6/25 90	1497490000	L19			
KRN-M8/50	1496600000	L10	KWN-M16/95 45	1496380000*	L14	KWP-NM6/35 90	1497540000	L19			
KRN-M8/50 S	1494830000	L11	KWN-M16/95 90	1496110000	L13	KWP-NM8/-10 90	1497430000	L19			
KRN-M8/6	1497190000	L9	KWN-M20/-150 45	1496480000*	L14	KWP-NM8/-150 90	1497790000	L19			
KRN-M8/70	1496650000	L10	KWN-M20/-150 90	1494530000	L13	KWP-NM8/-16 90	1497450000	L19			
KRN-M8/70 S	1494860000	L11	KWN-M20/185 45	1495380000	L14	KWP-NM8/185 90	1496800000	L19			
KRN-M8/95	1495600000	L10	KWN-M20/185 90	1494580000	L13	KWP-NM8/25 90	1497510000	L19			
KRN-M8/95 S	1494890000	L11	KWN-M20/240 45	1495420000	L14	KWP-NM8/35 90	1497550000	L19			
KSE 160	9046410000	F.4	KWN-M20/240 90	1494630000	L13	KWP-NM8/50 90	1497590000	L19			
KSE 200	9046420000	F.4	KWN-M20/300 90	1497320000	L13	KWP-NM8/70 90	1497640000	L19			
KSI/-10	1491430000*	K.24	KWN-M20/50 90	1494710000	L13	KWP-NM8/95 90	1497690000	L19			
KSI/-16	1491440000*	K.24	KWN-M20/70 90	1496070000	L13						
KSI/0,1-0,5	1491370000*	K.24	KWN-M3/0,75 90	1495180000*	L12						
KSI/0,5-1,0	1491380000	K.24	KWN-M3/1,5 90	1495210000*	L12						
KSI/1											

Type	Order No.	Page	Type	Order No.	Page	Type	Order No.	Page	Type	Order No.	Page
P BAG BIG	2576620000	L25	R			SDIS SLIM 0.8X4.0X100	2749620000	G.21	TC INL THRD 6 EMPTY	2683850000	I.8
P BAG BIG	2576620000	L26	RAILASSEMBLER	2738690000	J.3	SDIS SLIM 1.0X5.5X125	2749630000	G.21	TC INL THRD 7	2683860000	I.9
P BAG SET 1	2561430000	L27	REMOVAL TOOL AFK	1866760000	E.44	SDIS SLIM 1.2X6.5X150	2749640000	G.21	TC INL THRD 7 EMPTY	2683870000	I.9
P BAG SET 2	2903430000	L27	REMOVAL TOOL CM 20	1866740000	E.44	SDIT SLIM T10 X 100	2749700000	G.21	TC INL THRD 8	2683880000	I.9
P BAG SET 3	2579420000	L28	REMOVAL TOOL CM 3	1866710000	E.44	SDIT SLIM T15 X 100	2749710000	G.21	TC INL THRD 8 EMPTY	2683890000	I.9
P BAG SET 4	2579430000	L28	REMOVAL TOOL CM 5	1866720000	E.44	SDIT SLIM T20 X 100	2749720000	G.21	TC INL THRD 9	2683900000	I.10
P BAG SET 5	2579440000	L29	REMOVAL TOOL HD	1866730000	E.44	SDIT SLIM T25 X 125	2749730000	G.21	TC INL THRD 9 EMPTY	2683910000	I.10
P BAG SET 6	2903440000	L29	REMOVAL TOOL HE	1866750000	E.44	SDIT SLIM T30 X 150	2749740000	G.21	TC LORW	2683950000	I.11
P BAG SET 7	2579460000	L30	RZ 160	9046360000	F.6	SDIT T8 X 60	2750040000	G.26	TC PRHA	2683960000	I.11
P BAG SET 8	2903450000	L30	SCHA CST	9032060000	D.14	SDIT T9 X 60	2750050000	G.26	TC SDHA	2683969000	I.11
P BAG XL SET 1	2802110000	L21	SCHRAUBENDREHER CST	9005720000	D.15	SDIZ 0.6X3.5X100	2749980000	G.26	TC TFTHA	2683710000	I.11
P BAG XL SET 10	2903510000	L25	SCISSOR 2 K	9918230000	C.19	SDIZ 0.8X4.0X100	2749990000	G.26	TC ZUAL	2683670000	I.11
P BAG XL SET 11	2903520000	L26	SCISSORS KEVLAR	1208910000	C.19	SDK EL PHO X 60 PICO	2750140000	G.32	TEMPHASER	9427300000	H.11
P BAG XL SET 12	2903530000	L26	SCREWTY M12 KO O. SD	1900100000	G.17	SDK EL PH1 X 80 PICO	2750150000	G.32	TH-S 940	9008880000	G.34
P BAG XL SET 2	2602120000	L21	SCREWTY M12F KO O. SD	1900120000	G.17	SDK EL PZO X 60 PICO	2750120000	G.32	TOOL CHEST	2683640000	I.5
P BAG XL SET 3	2903460000	L22	SCREWTY M23	1981560000	G.17	SDK EL PZ1 X 80 PICO	2750130000	G.32	TOOL CHEST SET	2709760000	L.5
P BAG XL SET 4	2602140000	L22	SCREWTY M8 KO O. SD	1900110000	G.17	SDK PHO F 60	2749400000	G.29	TOOL SET IPE-POF	1208930000	I.36
P BAG XL SET 5	2903470000	L23	SCREWTY M8F KO O. SD	1910030000	G.17	SDK PH1 X 80	2749410000	G.29	TOP CASE	1345330000	I.16
P BAG XL SET 6	2903480000	L23	SCREWTY SET	1910000000	G.17	SDK PH2 X 100	2749420000	G.29	TOP CASE	1345330000	I.17
P BAG XL SET 7	2602170000	L24	SCREWTY SET-DM	1920000000	G.17	SDK PH3 X 150	2749430000	G.29	TOP CASE	1345330000	I.18
P BAG XL SET 8	2903490000	L24	SCREWTY-M12 F	1900200000	G.17	SDK PZ1 X 80	2749440000	G.29	TOP CASE	1345330000	I.19
P BAG XL SET 9	2903500000	L25	SCREWTY-M8	1900010000	G.17	SDK PZ2 X 100	2749450000	G.29	TOP CASE	1345330000	I.20
PB LWL/PDF	9020400000	E.45	SCREWTY-M8 F	1900030000	G.17	SDK PZ3 X 150	2749460000	G.29	TOP CASE 16	2602310000	I.18
POWERCRIMPER 6.0	2634310000	J.19	SCREWTY-M12 F-DM	1900021000	G.17	SDQ T HANDLE BITHOLDER 1/4	2888370000	G.10	TOP CASE CAB	2602290000	I.20
POWERSTRIPPER 16.0	9028480000	J.17	SCREWTY-M12-DM	1900000000	G.17	SDQ T HANDLE HEX 4	2888290000	G.35	TOP CASE CAB	2602320000	I.19
POWERSTRIPPER 6.0	9028510000	J.17	SCREWTY-M12 F	1900020000	G.17	SDQ T HANDLE HEX 5	2888300000	G.35	TOP CASE INSTA	1345310000	I.17
POWERSTRIPPER AM 12	1534740000	J.18	SCREWTY-M8	1900010000	G.17	SDQ T HANDLE HEX 6	2888310000	G.35	TOP CASE PLUS	2903560000	I.13
PRO CASE 16	2602270000	I.18	SCREWTY-M8 F	1900030000	G.17	SDQ T HANDLE T15	2888320000	G.35	TOP CASE PREMIUM	1345320000	I.16
PRO CASE CAB	2602250000	L20	SCREWTY-M12 F-DM	1900021000	G.17	SDQ T HANDLE T20	2888330000	G.35	TOP CASE STARTER	2903540000	I.12
PRO CASE ELEC	2602280000	L19	SCREWTY-M12-DM	1900001000	G.17	SDQ T HANDLE T25	2888340000	G.35	TOP CASE ULTIMATE	2903580000	I.14
PRO CASE INSTA	9203160000	L17	SCREWTY-M8 F-DM	1900031000	G.17	SDQ T HANDLE T27	2888350000	G.35	TOP CASE ULTIMATE PLUS	2903600000	I.15
PRO CASE LEER	9202470000	L16	SCREWTY-M8-DM	1900011000	G.17	SDQ T HANDLE T30	2888360000	G.35	TSO 35	1318510000	C.13
PRO CASE LEER	9202470000	L17	SD BBO SET	2924480000	A.3	SDQ WINE	2924490000	A.4	TSL D 5	9918770000	C.12
PRO CASE LEER	9202470000	L18	SD BITHOLDER 1/4	2888380000	G.9	SDS 0.4X2.0X60	2749260000	G.29	TSLD C	1270310000	C.12
PRO CASE LEER	9202470000	L19	SD EL 0.6X3.5X100 PICO	2750100000	G.32	SDS 0.4X2.5X75	2749320000	G.29	TT 1064 RS	9008190000	E.7
PRO CASE LEER	9202470000	L20	SD EL 0.6X3.5X60 PICO	2888980000	G.32	SDS 0.5X3.0X80	2749330000	G.29	TT 1064 RS	9008190000	E.31
PRO CASE PLUS	2903570000	L13	SD EL 0.3X1.5X40 PICO	2750060000	G.32	SDS 0.6X3.5X100	2749340000	G.29	TT 8 RS MP 8	9202800000	E.7
PRO CASE PREMIUM	9202460000	L16	SD EL 0.4X2.0X60 PICO	2750070000	G.32	SDS 0.8X3.5X200	2749350000	G.29	TT 8 RS MP 8	9202800000	E.30
PRO CASE STARTER	2903550000	L12	SD EL 0.4X2.5X75 PICO	2750080000	G.32	SDS 0.8X4.0X100	2749360000	G.29	TT 864 RS	9008120000	E.7
PRO CASE ULTIMATE	2903590000	L14	SD EL 0.5X3.0X75 PICO	2750090000	G.32	SDS 0.8X4.5X125	2749370000	G.29	TT 864 RS	9008120000	E.31
PRO CASE ULTIMATE PLUS	2903610000	L15	SD EL 0.8X4.0X100 PICO	2750110000	G.32	SDS 1.0X5.5X150	2749380000	G.29			
PRSPSU	1332420000	H.6	SD EL SET 1.5-4.0/PHO/1	2750160000	G.32	SDS 1.2X6.5X150	2749390000	G.29			
PRSPSU	1332420000	H.7	SD ELEC PRO	2855000000	G.33	SE HD 140	9046310000	F.4			
PS LWL/PDF	9020390000	E.45	SD OPEN	2750180000	A.4	SE HD 160	9046320000	F.4	UBH 1/4 E6.3	2748200000	G.9
PS_ZQV	1121740000	H.14	SD SET S2.0-5	2749220000	G.30	SE HD 180	9046330000	F.4	UBH SWH 1/4 EC 6.3	2749110000	G.9
PS_ZQV_SET	1116710000	H.14	SD SET S2.5-5.5/PH1/2	2749200000	G.30	SE TOP	9046340000	F.4	URS CA 100 DUO 4-10MM²	2769030000	J.22
PUNCH DOWN TOOL PDT	9013970000	E.43	SD SET T10/15/20/25/30/40 TR	2749230000	G.30	SEE ESD 120	9205130000	F.11	URS CA 100 DUO 4-6MM²	2769020000	J.22
PZ 1.5	9005990000	E.9	SD SK 10X125	2888950000	G.30	SEE ESD 125	9204750000	F.11	URS CA 100 DUO S 4-10 MM	2912440000	J.22
PZ 1.5	9005990000	E.6	SD SK 13X125	2888960000	G.30	SK WSD-S 1.5-10.0	9008850000	G.34	URS CA 100 DUO S 6-10 MM	2912450000	J.22
PZ 1.5	9005990000	K.3	SD SK 5.5X125	2888920000	G.30	SKAI TASCHE	2544760000	H.6			
PZ 1.5 ZERT	9017310000	E.9	SD SK 7.0X125	2888930000	G.30	SKAI TASCHE	2544760000	H.7	VFSKHI/0,1-0,5/285	1491620000	K.25
PZ 10 HEX	1445070000	E.6	SD SK 8.0X125	2888940000	G.30	SKAI TASCHE	2544760000	H.8	VFSKHI/0,1-0,5/288	1491630000	K.25
PZ 10 HEX	1445070000	E.13	SD SK SET 5-5-13X125	2888970000	G.31	SKAI TASCHE	2544760000	H.14	VFSKHI/0,5-1,0/288	1491650000	K.25
PZ 10 HEX	1445070000	K.3	SD T10 TR X 80	2749500000	G.29	SKAI TASCHE	2544760000	H.14	VFSKHI/0,5-1,0/485	1491660000	K.25
PZ 10 HEX ZERT	1989320000	E.13	SD T15 TR X 80	2749510000	G.29	SKS 2.0-8.0	9008860000	G.34	VFSKHI/0,5-1,0/488	1491670000	K.25
PZ 10 SQR	1445080000	E.6	SD T20 TR X 100	2749520000	G.29	SKS 2.0-8.0 MR	9008870000	G.34	VFSKHI/0,5-1,0/638	1491680000	K.25
PZ 10 SQR	1445080000	E.13	SD T25 TR X 100	2749530000	G.29	SLICER 1K	9918160000	C.18	VFSKHI/0,5-1,0/638	1491640000	K.25
PZ 10 SQR	1445080000	K.3	SD T30 TR X 115	2749540000	G.29	SLICER 2K	9041600000	C.18	VFSKHI/0,5-1,0/285	1491730000	K.25
PZ 10 SQR ZERT	1989310000	E.13	SD T40 TR X 115	2749550000	G.29	SLICER NO 16	9918070000	D.17	VFSKHI/1,5-2,5/285	1491740000	K.25
PZ 16	9012600000	E.6	SD T7 TR X 60	2749470000	G.29	SLICER NO 27	9918080000	D.17	VFSKHI/1,5-2,5/288	1491730000	K.25
PZ 16	9012600000	E.14	SD T8 TR X 60	2749480000	G.29	SP 303	9006890000	G.33	VFSKHI/1,5-2,5/485	1491700000	K.25
PZ 16	9012600000	K.3	SD T9 TR X 60	2749490000	G.29	STRIPAX	9005000000	D.4	VFSKHI/1,5-2,5/488	1491690000	K.25
PZ 16 ZERT	9017340000	E.14	SD T9 TR X 60	2749490000	G.29	STRIPAX 16	9005610000	D.4	VFSKHI/1,5-2,5/488	1491690000	K.25
PZ 3	0567300000	E.6	SD TO 0.4X2.5	2749570000	G.29	STRIPAX 16 ZERT	9918180000	D.4	VFSKHI/1,5-2,5/488	1491710000	K.25
PZ 3	0567300000	E.6	SD TO 0.6X3.0	2749560000	G.29	STRIPAX PLUS 2.5	9020000000	E.6	VFSKHI/1,5-2,5/638	1491720000	K.25
PZ 3	0567300000	E.9	SDI SET S2.0-5	2749770000	G.27	STRIPAX PLUS 2.5	9020000000	E.8	VFSKHI/4,0-6,0/9512	1491750000	K.25
PZ 3	0567300000	K.3	SDI SET S2.5-5.5/PH1/2	2749750000	G.27	STRIPAX PLUS 2.5	9020000000	K.3	VFSKHI/4,0-6,0/9512	1491760000	K.25
PZ 3 ZERT	9017360000	E.9	SDI SET S2.5-5.5/PH1/2 VOLT	2854990000	G.28	STRIPAX PLUS 2.5 ZERT	9011980000	E.8	VFSKHV/0,5-1,0/285	1491860000	K.26
PZ 4	9012500000	E.6	SDI SET S2.5-5.5/PZ1/2	2749760000	G.27	STRIPAX ULTIMATE	1468880000	D.5	VFSKHV/0,5-1,0/485	1491870000	K.26
PZ 4	9012500000	E.12	SDI SET SLIM S3.5-5.5/PH1/2	2749580000	G.22	STRIPAX ULTIMATE XL	1512780000	D.5	VFSKHV/0,5-1,0/488	1491880000	K.26
PZ 4	9012500000	K.3	SDI SET SLIM S3.5-5.5/PZ1/2	2749580000	G.22	STRIPAX ZERT	9017330000	D.4	VFSKHV/0,5-1,0/638	1491890000	K.26
PZ 4 ZERT	9017300000	E.12	SDI SET SLIM T8/TR9/T10/T15/T20/T25	2749600000	G.22	STRIPPER COAX	9918030000	D.18	VFSKHV/1,5-2,5/485	1491910000	K.26
PZ 50	9006450000	E.6	SDIK PHO X 60	2749880000	G.25	STRIPPER PICO	9918060000	D.18	VFSKHV/1,5-2,5/488	1491920000	K.26
PZ 50	9006450000	E.15	SDIK PH1 X 80	2749890000	G.25	STRIPPER ROUND	9918040000	D.18	VFSKHV/1,5-2,5/638	1491930000	K.26
PZ 50	9006450000	K.3	SDIK PH2 X 100	2749900000	G.25	STRIPPER ROUND TOP	9918050000	D.16	VFSKHV/4,0-6,0/638	1491950000	K.26
PZ 50 ZERT	9017400000	E.15	SDIK PH3 X 150	2749910000	G.25	SUPER CUT	9205150000	F.12	VPL/0,5-1,0	1491460000	K.25
PZ											

Type	Order No.	Page
VPN/-25	1498640000	L.20
VPN/-300	1498740000	L.20
VPN/-35	1498650000	L.20
VPN/-50	1498660000	L.20
VPN/-6	1498610000	L.20
VPN/-70	1498670000	L.20
VPN/-95	1498680000	L.20
VRSHV/0,5-1,0	1491980000	K.28
VRSHV/0,5-1,0	1492020000	K.29
VRSHV/1,5-2,5	1491990000	K.28
VRSHV/1,5-2,5	1492030000	K.29
VRSHV/4,0-6,0	1492010000	K.28
VRSTV/0,5-1,0	1492070000	K.29
VRSTV/0,5-1,0	1492040000	K.29
VRSTV/1,5-2,5	1492080000	K.29
VRSTV/1,5-2,5	1492050000	K.29
VRSTV/4,0-6,0	1492060000	K.29
VSTV/0,1-0,5	1491540000*	K.24
VSTV/0,5-1,0	1491550000	K.24
VSTV/1,5-2,5	1491560000	K.24
VSTV/4,0-6,0	1491570000	K.24
VSTN-M0,5/0,75	1497330000	L.15
VSTN-M1/-1,5	1497340000	L.15
VSTN/-10	1497130000	L.15
VSTN/-120	1494780000	L.15
VSTN/-150	1497380000	L.15
VSTN/-16	1497140000	L.15
VSTN/-185	1497390000	L.15
VSTN/-2,5	1497350000	L.15
VSTN/-240	1497400000	L.15
VSTN/-25	1494730000	L.15
VSTN/-35	1494740000	L.15
VSTN/-4	1497370000	L.15
VSTN/-50	1494750000	L.15
VSTN/-6	1494720000	L.15
VSTN/-70	1494760000	L.15
VSTN/-95	1494770000	L.15
VSTN/0,1-0,5	1492980000	L.27
VSTN/0,5-1	1492990000	L.27
VSTN/1,5-2,5	1493010000	L.27
VSTN/10	1493030000	L.27
VSTN/120	1493110000	L.27
VSTN/150	1493120000	L.27
VSTN/16	1493040000	L.27
VSTN/25	1493050000	L.27
VSTN/35	1493060000	L.27
VSTN/4-6	1493020000	L.27
VSTN/50	1493070000	L.27
VSTN/70	1493080000	L.27
VSTN/95	1493090000	L.27
VSTV/0,5-1,0	1491770000	K.27
VSTV/1,5-2,5	1491780000	K.27
VT	9918950000	H.8
VT CL	2436660000	H.16
VT COMBI PRO	9918860000	H.7
VT CTB	9918970000	H.8
VT CTL	2436690000	H.17
VT DIGI PRO	9918870000	H.6
VT LCL	2436670000	H.16
VT M	2436680000	H.17
VT MASTER	9918880000	H.7

W

WAW 1 NEUTRAL	9004500000	C.9
WAW 2	9004510000	C.9
WB I SK 2,5	2506050000	G.14
WB I SK 3	2506060000	G.14
WB I SK 4	2506070000	G.14
WB I SK 5	2506080000	G.14
WB I T10	2506000000	G.14
WB I T15	2506010000	G.14
WB I T20	2506020000	G.14
WB I VK 1	2506030000	G.14
WB I VK 2	2506040000	G.14
WB IK SL PH1	2433210000	G.14
WB IK SL PH2	2433220000	G.14
WB IK SL PZ1	2433230000	G.14
WB IK SL PZ2	2433240000	G.14
WB SI SL 0,8X4,0	2433190000	G.14
WB SI SL 0,4X2,5	2433160000	G.14
WB SI SL 0,5X3,0	2433170000	G.14
WB SI SL 0,6X3,5	2433180000	G.14
WB SI SL 1,0X5,5	2433200000	G.14
WIRE PROCESSING CENTER	2634120000	J.9
WIRE PROCESSING CENTER 115V	2728490000	J.9
WIRE PROCESSING CENTER FEEDER	2816420000	J.9
WIRE PROCESSING CENTER FEEDER 115V	2816430000	J.9
WK 1/4 C6,3 E6,3	9202510000	G.13
WK I SLIM BIT	2489300000	G.14
WK K PHO	9918570000	G.13
WK K PH1	9918580000	G.13
WK K PH2	9918590000	G.13
WK K PZO	9918600000	G.13
WK K PZ1	9918610000	G.13
WK K PZ2	9918620000	G.13
WK S 0,4X2,5	9918520000	G.13
WK S 0,5X3,0	9918530000	G.13
WK S 0,6X3,5	9918540000	G.13

Type	Order No.	Page
WK S 0,8X4,0	9918550000	G.13
WK S 1,0X5,5	9918560000	G.13
WK 1/4(SCREWTY)	1862200000	G.17
WPC BUNDLER	2901940000	J.9
WPC CABINET	2883890000	J.9
WPC DISPLAY	2883900000	J.9
WPC FEEDING	2901930000	J.9
WPC GFSN	2666400000	J.9
WPC KBZF A	2666380000	J.9
WPC KBZF B	2666390000	J.9
WPC WAGON	2634140000	J.9
WPC WAGON 115V	2728480000	J.9
WPZ 250	2886220000	F.8
WSM TOOL AUTOMATIK	1774470000	E.46
WSM TOOL MANUELL	1774480000	E.47

Z

ZH-BOX 0,5-2,50MM	9025390000	K.18
ZUB MULTI 1037	9205460000	H.13
ZUB MULTI 1037	9205460000	H.14
ZUB MULTIMETER	9205270000	H.11
ZUB MULTIMETER	9205270000	H.13
ZUB MULTIMETER	9205270000	H.14
ZUB SLICER N016-35	9201430000	D.17
ZUB TEMPHASER	9205260000	H.11
ZUB TEMPHASER	9205260000	H.12
ZUB TEMPHASER	9205260000	H.14

Order No.	Type	Page
-----------	------	------

0120000000

0124300000	H16,0/15	K.16
0124400000	H25,0/15	K.16
0124700000	H6,0/15	K.16
0124800000	H10,0/15	K.16

0180000000

0186100000	H2,5/12	K.16
0186500000	H1,5/10	K.16

0190000000

0191900000	H6,0/12	K.16
------------	---------	------

0240000000

0244100000	H4,0/12	K.16
------------	---------	------

0280000000

0282600000	H0,5/6	K.16
0282700000	H0,75/6	K.16
0282800000	H1,0/10	K.16
0282900000	H10,0/12	K.16

0310000000

0317000000	H25,0/30 BR	K.4
0317100000	H25,0/36 BR	K.4
0317200000	H35,0/30 BE	K.4
0317300000	H35,0/39 BE	K.4

0360000000

0368900000	H35,0/18	K.16
------------	----------	------

0370000000

0372600000	H1,0/6	K.16
0372700000	H1,5/7	K.16
0373000000	H2,5/7	K.16
0373100000	H4,0/9	K.16
0375200000	H16,0/18	K.16
0375300000	H25,0/18	K.16
0379300000	H10,0/18	K.16

0400000000

0407900000	IS 6 DIN 6911	G.36
0409500000	H0,5/12 OR	K.4
0409600000	H0,75/12 W	K.4
0409700000	H1,0/12 GE	K.4

0440000000

0444200000	H50,0/36 OLV	K.4
------------	--------------	-----

0460000000

0462900000	H0,75/14 W	K.4
0463000000	H1,0/14 GE	K.4
0463100000	H1,5/14 R	K.4

0480000000

0485100000	IS 4 DIN 6911	G.36
------------	---------------	------

0490000000

0492500000	H16,0/12	K.16
------------	----------	------

0530000000

0533500000	H6,0/20 SW	K.4
0534200000	H10,0/22 EB	K.4

0540000000

0542500000	H0,75/10	K.16
------------	----------	------

0560000000

0565600000	H1,5/24 R	K.4
0565700000	H6,0/26 SW	K.4
0565800000	H10,0/28 EB	K.4
0565900000	H16,0/22 GN	K.4
0566000000	H16,0/28 GN	K.4
0567300000	PZ 3	E.6
0567300000	PZ 3	E.9
0567300000	PZ 3	K.3

0630000000

0635100000	H1,5/16 R	K.4
------------	-----------	-----

Order No.	Type	Page
-----------	------	------

0690000000

0690700000	H0,5/14 OR	K.4
------------	------------	-----

1040000000

1044080000	HÜLSE REMOVAL TOOL CM 3	E.44
1044090000	HÜLSE REMOVAL TOOL CM 5	E.44
1044100000	HÜLSE REMOVAL TOOL HD	E.44

1070000000

1076980000	H0,5/18 OR	K.4
1076990000	H0,5/18D W	K.6
1076990000	H0,5/18D W	K.8
1077010000	CTF 63 ZERT	E.18

1110000000

1116710000	PS_ZQV_SET	H.14
1119030000	ERME 10° SPX 4	D.4
1119040000	ERME 16° SPX 4	D.4

1120000000

1121740000	PS_ZQV	H.14
------------	--------	------

1130000000

1137530000	VKSW	C.11
1139070000	H0,34/15 ZHK	K.10

1150000000

1157820000	KT 14	C.5
1157830000	KT 22	C.5

1190000000

1190490000	MULTI-STRIPAX PV	D.10
------------	------------------	------

1200000000

1204280000	AIE MULTI-STRIPAX PV	D.11
1208870000	HTX-IE-POF	E.25
1208880000	MULTI-STRIPAX IE-POF	D.10
1208910000	SCISSORS KEVLAR	C.19
1208930000	TOOL SET IE-POF	I.36

1210000000

1212770000	AIE MULTI-STRIPAX POF	D.11
1216230000	HBT 6,0 - 4,6 GE	K.30

1220000000

1222870000	CTF PV WM4	E.26
------------	------------	------

1230000000

1233330000	HBT 2,5 - 4,6 BL	K.30
1233340000	HBT 1,5 - 4,6 RT	K.30

1240000000

1243790000	CRIMPFIX L PZ3	J.21
------------	----------------	------

1250000000

1251270000	ERME VKSW	C.11
------------	-----------	------

1270000000

1270310000	TSLD C	C.12
1270320000	CTX CM 3.6 ZERT	E.22

1290000000

1292870000	CTN 25 05 ZERT	E.21
1292880000	CTI 6 G ZERT	E.19
1296600000	KABELBINDERZANGE RT-1	E.46

1300000000

1309580000	KOF CARRYLITE 80	I.39
------------	------------------	------

1310000000

1312440000	HBT 1,5 - 3,0 RT	K.30
1312450000	HBT 2,5 - 3,0 BL	K.30
1312470000	HBT 6,0 - 3,0 GE	K.30
1318510000	TSD 35	C.13

1330000000

1332420000	PRSPSU	H.6
1332420000	PRSPSU	H.7
1333100000	H2,5/14DS BL	K.14

Order No.	Type	Page
-----------	------	------

1340000000

1345310000	TOP CASE INSTA	I.17
1345320000	TOP CASE PREMIUM	I.16
1345330000	TOP CASE	I.16
1345330000	TOP CASE	I.17
1345330000	TOP CASE	I.18
1345330000	TOP CASE	I.19
1345330000	TOP CASE	I.20

1410000000

1418020000	H35,0/30 DS RT	K.14
1418030000	H35,0/30 S BE	K.14
1418330000	H35,0/32 DS RT	K.14
1418340000	H35,0/32 S BE	K.14

1440000000

1444050000	PZ 6 ROTOL	E.11
1444050000	PZ 6 ROTOL	K.3
1445070000	PZ 10 HEX	E.6
1445070000	PZ 10 HEX	E.13
1445070000	PZ 10 HEX	K.3
1445080000	PZ 10 SDR	E.6
1445080000	PZ 10 SDR	E.13
1445080000	PZ 10 SDR	K.3

1460000000

1462590000	H10,0/28S SW	K.14
1468880000	STRIPAX ULTIMATE	D.5

1470000000

1471390000	ERME SPX UL	D.5
1475640000	H0,34/5	K.16
1476010000	H0,5/16 OR BD GSP	K.5
1476030000	H0,75/16 W BD GSP	K.5
1476040000	H1,0/16 GE BD GSP	K.5
1476050000	H1,5/16 R BD GSP	K.5
1476060000	H2,5/16 BL BD GSP	K.5
1476060000	H2,5/16 BL BD GSP	K.7
1476070000	H0,5/16 W BD GSP	K.7
1476070000	H0,5/16 W BD GSP	K.9
1476080000	H0,75/16 GR BD GSP	K.7
1476090000	H1,0/16 GR BD GSP	K.7
1476090000	H1,0/16 R BD GSP	K.9
1476100000	H1,5/16 SW BD GSP	K.7
1476100000	H1,5/16 SW BD GSP	K.9
1476110000	H0,75/16 BL BD GSP	K.9
1476120000	H2,5/16 GR BD GSP	K.9
1476230000	H0,5/14 OR SP	K.4
1476240000	H0,75/14 W SP	K.4
1476250000	H1,0/14 GE SP	K.4
1476270000	H1,5/14 R SP	K.4
1476280000	H2,5/15 BL SP	K.4
1476280000	H2,5/15 BL SP	K.6
1476290000	H4,0/18 GR SP	K.4
1476300000	H0,5/14 W SP	K.6
1476320000	H1,0/14 R SP	K.6
1476330000	H1,5/14 W SP	K.6
1479110000	AKKU DMS PRO	G.6
1479120000	DMS PRO	G.6

1480000000

1480180000	CROSS-KEY-QUADRO	G.37
1480190000	CROSS-KEY-DUO	G.37

1490000000

1491260000	KOIG-M6/2,5	K.23
1491270000	KOIG-M4/6	K.23
1491280000	KOIG-M5/6	K.23
1491290000	KOIG-M6/6	K.23
1491310000	KOIG-M8/6	K.23
1491320000	KOIG-M10/6	K.23
1491330000*	KOIG-M5/10	K.23
1491340000*	KOIG-M6/10	K.23
1491350000*	KOIG-M6/16	K.23
1491360000*	KOIG-M8/16	K.23
1491370000*	KSI/0,1-0,5	K.24
1491380000	KSI/0,5-1,0	K.24
1491390000	KSI/1,5-2,5	K.24
1491410000	KSI/1,5-2,5	K.24
1491420000	KSI/4,0-6,0	K.24
1491430000*	KSI/10	K.24
1491440000*	KSI/16	K.24
1491450000	VPLU/0,1-0,5	K.25
1491460000	VPLU/0,5-1,0	K.25
1491470000	VPLU/1,5-2,5	K.25
1491480000	VPLU/4,0-6,0	K.25
1491540000*	VSTI/0,1-0,5	K.24
1491550000	VSTI/0,5-1,0	K.24
1491560000	VSTI/1,5-2,5	K.24
1491570000	VSTI/4,0-6,0	K.24
1491620000	VFSKH/0,1-0,5/285	K.25
1491630000	VFSKH/0,1-0,5/288	K.25

Order No.	Type	Page
-----------	------	------

1491640000	VFSKH/05-1,0/285	K.25
1491650000	VFSKH/0,5-1,0/288	K.25
1491660000	VFSKH/0,5-1,0/485	K.25
1491670000	VFSKH/0,5-1,0/488	K.25
1491680000	VFSKH/0,5-1,0/638	K.25
1491690000	VFSKH/1,5-2,5/485	K

Order No.	Type	Page	Order No.	Type	Page	Order No.	Type	Page	Order No.	Type	Page
1492750000*	KSN-/2,5	L26	1493810000	KQN-M8/-1	L23	1495040000*	KRN-M3/-1,5	L9	1496150000	KWN-M10/6 90	L12
1492770000	KSN/-6,0	L26	1493820000	KQN-M3/2,5	L23	1495050000*	KRN-M4/-1,5	L9	1496170000	KWN-M12/6 90	L12
1492780000	KSN/-10	L26	1493830000	KQN-M3,5/2,5	L23	1495070000*	KRN-M5/-1,5	L9	1496180000	KWN-M6/25 45	L14
1492790000	KSN/-16	L26	1493840000	KQN-M4/5/2,5	L23	1495080000*	KRN-M6/-1,5	L9	1496190000	KWN-M8/25 45	L14
1492800000*	KSN-/25	L26	1493850000	KQN-M4-/2,5	L23	1495090000*	KRN-M4/2,5	L9	1496200000	KWN-M10/25 45	L14
1492810000*	KSN-/35	L26	1493870000	KQN-M5/S/2,5	L23	1495100000*	KRN-M5/2,5	L9	1496210000	KWN-M12/25 45	L14
1492820000*	KSN-/50	L26	1493890000	KQN-M5/2,5	L23	1495110000*	KRN-M6/2,5	L9	1496220000	KWN-M6/35 45	L14
1492830000*	KSN-/70	L26	1493900000	KQN-M6/2,5	L23	1495120000*	KRN-M8/2,5	L9	1496230000	KWN-M8/35 45	L14
1492840000*	KSN-/95	L26	1493910000	KQN-M8/2,5	L23	1495130000*	KRN-M4/4	L9	1496240000	KWN-M10/35 45	L14
1492850000	VPLN/0,1-0,5	L27	1493930000	KQN-M10/2,5	L23	1495140000*	KRN-M5/4	L9	1496250000	KWN-M12/35 45	L14
1492860000	VPLN/0,5-1,0	L27	1493940000	KQN-M12/2,5	L23	1495150000*	KRN-M6/4	L9	1496270000*	KWN-M6/50 45	L14
1492870000	VPLN/1,5-2,5	L27	1493950000	KQN-M4/6	L23	1495170000*	KRN-M8/4	L9	1496280000	KWN-M8/50 45	L14
1492880000	VPLN/4,6 0	L27	1493960000	KQN-M5/6	L23	1495180000*	KWN-M3/0,75 90	L12	1496290000	KWN-M10/50 45	L14
1492890000	VPLN/-10	L27	1493970000	KQN-M6/6	L23	1495190000*	KWN-M4/0,75 90	L12	1496300000	KWN-M12/50 45	L14
1492900000	VPLN/-16	L27	1493980000	KQN-M8/6	L23	1495200000*	KWN-M5/0,75 90	L12	1496310000	KWN-M8/70 45	L14
1492910000	VPLN/25	L27	1493990000	KQN-M10/6	L23	1495210000*	KWN-M3/-1,5 90	L12	1496320000	KWN-M10/70 45	L14
1492920000	VPLN/35	L27	1494000000	KQN-M12/6	L23	1495220000*	KWN-M4/-1,5 90	L12	1496330000	KWN-M12/70 45	L14
1492930000	VPLN/50	L27	1494010000	KQN-M4/-10	L24	1495230000*	KWN-M5/-1,5 90	L12	1496340000	KWN-M8/95 45	L14
1492940000	VPLN/70	L27	1494020000	KQN-M5/-10	L24	1495240000*	KWN-M6/-1,5 90	L12	1496350000	KWN-M10/95 45	L14
1492950000	VPLN/95	L27	1494030000	KQN-M6/-10	L24	1495250000*	KWN-M4/2,5 90	L12	1496370000	KWN-M12/95 45	L14
1492960000	VPLN/120	L27	1494040000	KQN-M8/-10	L24	1495270000*	KWN-M5/2,5 90	L12	1496380000*	KWN-M6/95 45	L14
1492970000	VPLN/150	L27	1494050000	KQN-M10/-10	L24	1495280000*	KWN-M6/2,5 90	L12	1496390000	KWN-M8/120 45	L14
1492980000	VSTN/0,1-0,5	L27	1494060000	KQN-M12/-10	L24	1495290000*	KWN-M8/2,5 90	L12	1496400000	KWN-M10/120 45	L14
1492990000	VSTN/0,5-1	L27	1494070000	KQN-M5/-16	L24	1495300000*	KWN-M4/4 90	L12	1496410000	KWN-M12/120 45	L14
1493010000	VSTN/1,5-2,5	L27	1494080000	KQN-M6/-16	L24	1495310000*	KWN-M5/4 90	L12	1496420000	KWN-M16/120 45	L14
1493020000	VSTN/4-6	L27	1494090000	KQN-M8/-16	L24	1495320000*	KWN-M6/4 90	L12	1496430000*	KWN-M8/150 45	L14
1493030000	VSTN/10	L27	1494100000	KQN-M10/-16	L24	1495330000*	KWN-M8/4 90	L12	1496440000	KWN-M10/150 45	L14
1493040000	VSTN/16	L27	1494110000	KQN-M12/-16	L24	1495340000	KWN-M10/-185 45	L14	1496450000	KWN-M12/150 45	L14
1493050000	VSTN/25	L27	1494120000	KQN-M5/25	L24	1495350000	KWN-M12/-185 45	L14	1496470000	KWN-M16/150 45	L14
1493060000	VSTN/35	L27	1494130000	KQN-M6/25	L24	1495370000	KWN-M16/-185 45	L14	1496480000*	KWN-M20/150 45	L14
1493070000	VSTN/50	L27	1494140000	KQN-M8/25	L24	1495380000	KWN-M20/-185 45	L14	1496490000	KRN-M6/25	L9
1493080000	VSTN/70	L27	1494150000	KQN-M10/25	L24	1495400000	KWN-M12/240 45	L14	1496500000	KRN-M8/25	L9
1493090000	VSTN/95	L27	1494160000	KQN-M12/25	L24	1495410000	KWN-M16/240 45	L14	1496510000	KRN-M10/25	L9
1493110000	VSTN/120	L27	1494170000	KQN-M6/35	L24	1495420000	KWN-M20/240 45	L14	1496520000	KRN-M12/25	L9
1493120000	VSTN/150	L27	1494180000	KQN-M8/35	L24	1495430000	KRN-M10/-185	L10	1496530000	KRN-M14/25	L9
1493130000	KQN-M12/35	L24	1494190000	KQN-M10/35	L24	1495440000	KRN-M12/-185	L10	1496540000	KRN-M6/35	L10
1493140000	KQN-M16/35	L24	1494340000	KRN-M10/240 S	L11	1495450000	KRN-M16/-185	L10	1496550000	KRN-M8/35	L10
1493150000	KQN-M8/50	L24	1494350000	KRN-M12/240 S	L11	1495470000	KRN-M20/-185	L10	1496570000	KRN-M10/35	L10
1493160000	KQN-M10/50	L24	1494370000	KRN-M16/240 S	L11	1495480000*	KRN-M8/240	L10	1496580000	KRN-M12/35	L10
1493170000	KQN-M12/50	L24	1494380000*	KRN-M10/300 S	L11	1495490000	KRN-M10/240	L10	1496590000	KRN-M6/50	L10
1493180000	KQN-M16/50	L24	1494390000*	KRN-M12/300 S	L11	1495500000	KRN-M12/240	L10	1496600000	KRN-M8/50	L10
1493190000	KQN-M6/70	L24	1494400000*	KRN-M16/300 S	L11	1495510000	KRN-M16/240	L10	1496610000	KRN-M10/50	L10
1493210000	KQN-M8/70	L24	1494410000	KRN-M6/120 S	L11	1495520000	KRN-M20/240	L10	1496620000	KRN-M12/50	L10
1493220000	KQN-M10/70	L24	1494420000	KRN-M8/120 S	L11	1495530000*	KRN-M10/300	L10	1496630000	KRN-M16/50	L10
1493230000	KQN-M12/70	L24	1494430000	KRN-M6/95 S	L11	1495540000	KRN-M12/300	L10	1496640000	KRN-M6/70	L10
1493240000	KQN-M16/70	L24	1494440000	KRN-M6/150 S	L11	1495550000	KRN-M16/300	L10	1496650000	KRN-M8/70	L10
1493250000	KQN-M20/70	L24	1494450000	KWN-M10/120 90	L13	1495570000	KRN-M12/70	L10	1496670000	KRN-M10/70	L10
1493260000	KQN-M8/95	L24	1494470000	KWN-M12/120 90	L13	1495580000	KRN-M16/70	L10	1496680000	KWPN-M20/150 90	L19
1493270000	KQN-M10/95	L24	1494480000	KWN-M16/120 90	L13	1495590000	KRN-M20/70	L10	1496690000	KWPN-M10/185 90	L19
1493280000	KQN-M12/95	L24	1494490000	KWN-M8/150 90	L13	1495600000	KRN-M8/95	L10	1496700000	KWPN-M12/185 90	L19
1493290000	KQN-M16/95	L24	1494500000	KWN-M10/150 90	L13	1495610000	KRN-M10/95	L10	1496710000	KWPN-M16/185 90	L19
1493310000	KQN-M20/95	L24	1494510000	KWN-M12/150 90	L13	1495620000	KRN-M12/95	L10	1496720000	KWPN-M20/185 90	L19
1493320000	KQN-M8/120	L24	1494520000	KWN-M16/150 90	L13	1495630000	KRN-M16/95	L10	1496730000	KWPN-M12/240 90	L19
1493330000	KQN-M10/120	L24	1494530000	KWN-M20/150 90	L13	1495640000	KRN-M20/95	L10	1496740000	KWPN-M16/240 90	L19
1493340000	KQN-M12/120	L24	1494540000	KWN-M10/185 90	L13	1495650000	KRN-M10/120	L10	1496750000	KWPN-M20/240 90	L19
1493350000	KQN-M16/120	L24	1494550000	KWN-M12/185 90	L13	1495670000	KRN-M12/120	L10	1496770000	KWPN-M12/300 90	L19
1493360000	KQN-M20/120	L24	1494570000	KWN-M16/185 90	L13	1495680000	KRN-M16/120	L10	1496780000	KWPN-M16/300 90	L19
1493370000	KQN-M10/150	L24	1494580000	KWN-M20/185 90	L13	1495690000	KRN-M20/120	L10	1496790000	KWPN-M20/300 90	L19
1493380000	KQN-M12/150	L24	1494590000	KWN-M10/240 90	L13	1495700000	KRN-M8/150	L10	1496800000	KWPN-M8/185 90	L19
1493390000	KQN-M16/150	L24	1494610000	KWN-M12/240 90	L13	1495710000	KRN-M10/150	L10	1496810000	KWN-M5/10 45	L14
1493410000	KQN-M20/150	L24	1494620000	KWN-M16/240 90	L13	1495720000	KRN-M12/150	L10	1496820000	KWN-M6/10 45	L14
1493420000	KQN-M10/185	L24	1494630000	KWN-M20/240 90	L13	1495730000	KRN-M16/150	L10	1496830000	KWN-M8/10 45	L14
1493430000	KQN-M12/185	L24	1494640000	KWN-M14/35 90	L12	1495740000	KRN-M20/150	L10	1496840000*	KWN-M10/10 45	L14
1493440000	KQN-M16/185	L24	1494650000	KWN-M14/50 90	L12	1495750000	KRN-M14/50	L10	1496850000	KWN-M5/16 45	L14
1493450000	KQN-M20/185	L24	1494660000	KWN-M14/70 90	L12	1495770000	KRN-M14/70	L10	1496870000	KWN-M6/16 45	L14
1493460000	KQN-M10/240	L24	1494670000	KWN-M14/95 90	L12	1495780000	KRN-M14/95	L10	1496880000	KWN-M8/16 45	L14
1493470000	KQN-M12/240	L24	1494680000	KWN-M8/120 90	L12	1495790000	KRN-M8/120	L10	1496890000	KWN-M10/16 45	L14
1493480000	KQN-M16/240	L24	1494690000	KWN-M16/35 90	L12	1495800000	KRN-M14/120	L10	1496900000	KRN-M4/10	L9
1493490000	KQN-M16/25	L24	1494710000	KWN-M20/50 90	L12	1495810000	KRN-M14/150	L10	1496910000	KRN-M5/10	L9
1493510000	KQN-M6/50	L24	1494720000	VSTN/6	L15	1495820000	KRN-M6/95	L10	1496920000	KRN-M6/10	L9
1493520000	KQN-M20/35	L24	1494730000	VSTN/25	L15	1495830000	KRN-M5/25	L9	1496930000	KRN-M8/10	L9
1493530000	KQN-M20/50	L24	1494740000	VSTN/35	L15	1495840000	KRN-M20/50	L10	1496940000	KRN-M10/10	L9
1493540000	KQN-M3/1	L25	1494750000	VSTN/50	L15	1495850000	KWN-M6/25 90	L12	1496950000	KRN-M12/10	L9
1493550000	KQN-M3,5/1	L25	1494760000	VSTN/70	L15	1495870000	KWN-M8/25 90	L12	1496970000	KRN-M5/16	L9
1493560000	KQN-M4/S/1	L25	1494770000	VSTN/95	L15	1495880000	KWN-M10/25 90	L12	1496980000	KRN-M6/16	L9
1493570000	KQN-M4/1	L25	1494780000	VSTN/120	L15	1495890000	KWN-M12/25 90	L12	1496990000	KRN-M8/16	L9
1493580000	KQN-M5/1	L25	1494790000	KRN-M6/35 S	L11	1495900000	KWN-M14/25 90	L12	1497000000	KRN-M10/16	L9
1493590000	KQN-M6/1	L25	1494810000*	KRN-M8/35 S	L11	1495910000	KWN-M6/35 90	L12	1497010000	KRN-M12/16	L9
1493600000	KQN-M3/2,5	L25	1494820000	KRN-M6/50 S	L11	1495920000	KWN-M8/35 90	L12	1497020000	KWN-M5/10 90	L12
1493610000	KQN-M3,5/2,5	L25	1494830000	KRN-M8/50 S	L11	1495930000	KWN-M10/35 90	L12	1497030000	KWN-M6/10 90	L12
1493620000	KQN-M4/S/2,5	L25	1494840000	KRN-M10/50 S	L11	1495940000	KWN-M12/35 90	L12	1497040000	KWN-M8/10 90	L12
1493630000	KQN-M4/2,5	L25	1494850000	KRN-M6/70 S	L11	1495950000	KWN-M6/50 90	L12	1497050000	KWN-M10/10 90	L12
1493640000	KQN-M5/2,5	L25	1494860000	KRN-M8/70 S	L11	1495970000	KWN-M8/50 90	L12	1497070000	KWN-M12/10 90	L12
1493650000	KQN-M6/2,5	L25	1494870000	KRN-M10/70 S	L11	1495980000	KWN-M10/50 90	L12	1497080000	KWN-M5/16 90	L12
1493660000	KQN-M4/6	L25	1494880000	KRN-M12/70 S	L11	1495990000	KWN-M12/50				

Order No.	Type	Page
1497270000	KRN-M14/240	L10
1497280000	KRN-M14/300	L10
1497290000*	KRN-M8/-185	L10
1497300000	KWN-M12/300 90	L13
1497310000	KWN-M16/300 90	L13
1497320000	KWN-M20/300 90	L13
1497330000	VSTN-M0,5/0,75	L15
1497340000	VSTN-M1/-1,5	L15
1497350000	VSTN/-2,5	L15
1497370000	VSTN/-4	L15
1497380000	VSTN/-150	L15
1497390000	VSTN/-185	L15
1497400000	VSTN/-240	L15
1497420000	KWPN-M6/-10 90	L19
1497430000	KWPN-M8/-10 90	L19
1497440000	KWPN-M6/-16 90	L19
1497450000	KWPN-M8/-16 90	L19
1497470000	KWPN-M10/-16 90	L19
1497480000	KWPN-M12/-16 90	L19
1497490000	KWPN-M6/-25 90	L19
1497510000	KWPN-M8/-25 90	L19
1497520000	KWPN-M10/-25	L19
1497530000	KWPN-M12/25 90	L19
1497540000	KWPN-M6/35 90	L19
1497550000	KWPN-M8/35 90	L19
1497570000	KWPN-M10/35 90	L19
1497580000	KWPN-M12/35 90	L19
1497590000	KWPN-M8/50 90	L19
1497610000	KWPN-M10/50 90	L19
1497620000	KWPN-M12/50 90	L19
1497630000	KWPN-M16/50 90	L19
1497640000	KWPN-M8/-70 90	L19
1497650000	KWPN-M10/-70 90	L19
1497660000	KWPN-M12/-70 90	L19
1497680000	KWPN-M16/-70 90	L19
1497690000	KWPN-M8/95 90	L19
1497710000	KWPN-M10/95 90	L19
1497720000	KWPN-M12/95 90	L19
1497730000	KWPN-M16/95 90	L19
1497750000	KWPN-M10/120 90	L19
1497760000	KWPN-M12/120 90	L19
1497770000	KWPN-M16/120 90	L19
1497780000	KWPN-M20/120 90	L19
1497790000	KWPN-M8/-150 90	L19
1497810000	KWPN-M10/-150 90	L19
1497820000	KWPN-M12/-150 90	L19
1497830000	KWPN-M16/-150 90	L19
1497840000	KP-M5/6	L17
1497850000	KP-M6/6	L17
1497860000	KP-M8/6	L17
1497870000	KP-M5/-10	L17
1497880000	KP-M6/-10	L17
1497890000	KP-M8/-10	L17
1497910000	KP-M10/-10	L17
1497920000	KP-M5/-16	L17
1497930000	KP-M6/-16	L17
1497940000	KP-M8/-16	L17
1497950000	KP-M10/-16	L17
1497960000	KP-M12/-16	L17
1497970000	KP-M6/-25	L17
1497980000	KP-M8/-25	L17
1497990000	KP-M10/25	L17
1498000000	KP-M12/25	L17
1498010000	KP-M16/25	L17
1498020000	KP-M6/35	L17
1498030000	KP-M8/35	L17
1498040000	KP-M10/35	L17
1498050000	KP-M12/35	L17
1498060000	KP-M16/35	L17
1498070000	KP-M8/50	L17
1498080000	KP-M10/50	L17
1498090000	KP-M12/50	L17
1498110000	KP-M16/50	L17
1498120000	KP-M20/50	L17
1498130000	KP-M8/70	L17
1498140000	KP-M10/70	L17
1498150000	KP-M12/70	L17
1498160000	KP-M16/70	L17
1498170000	KP-M20/70	L17
1498180000	KP-M8/95	L17
1498190000	KP-M10/95	L17
1498210000	KP-M12/95	L17
1498220000	KP-M16/95	L17
1498230000	KP-M20/95	L17
1498240000	KP-M10/120	L18
1498250000	KP-M12/120	L18
1498270000	KP-M16/120	L18
1498280000	KP-M20/120	L18
1498290000	KP-M8/150	L18
1498310000	KP-M10/150	L18
1498320000	KP-M12/150	L18
1498330000	KP-M16/150	L18
1498340000	KP-M20/150	L18
1498350000	KP-M10/185	L18
1498360000	KP-M12/185	L18
1498370000	KP-M16/185	L18
1498380000	KP-M20/185	L18
1498390000	KP-M10/240	L18
1498410000	KP-M12/240	L18

Order No.	Type	Page
1498420000	KP-M16/240	L18
1498430000	KP-M20/240	L18
1498440000	KP-M10/300	L18
1498450000	KP-M12/300	L18
1498460000	KP-M16/300	L18
1498470000	KP-M20/300	L18
1498480000	KP-M8/-120	L18
1498490000	KP-M14/-120	L18
1498510000	KP-M6/50	L17
1498520000	KP-M14/95	L17
1498530000	KP-M14/240	L18
1498540000	KP-M8/-185	L18
1498550000	KP-M14/300	L18
1498560000	KP-M14/-70	L17
1498570000	KP-M14/50	L17
1498580000	KP-M14/-150	L18
1498590000	KP-M14/185	L18
1498610000	VPN/6	L20
1498620000	VPN/10	L20
1498630000	VPN/16	L20
1498640000	VPN/25	L20
1498650000	VPN/35	L20
1498660000	VPN/50	L20
1498670000	VPN/70	L20
1498680000	VPN/95	L20
1498690000	VPN/120	L20
1498710000	VPN/150	L20
1498720000	VPN/185	L20
1498730000	VPN/240	L20
1498740000	VPN/300	L20

1500000000

1500440000	PZ RK 6/70	E.34
1500450000	PZ RK 10/120	E.35
1500470000	PZ PK 6/70	E.34
1500480000	PZ PK 10/120	E.35
1500830000	EPG 45	E.36
1500840000	AKKU EPG	E.36
1500840000	AKKU EPG	E.33
1500840000	AKKU EPG	E.38
1500850000	ES EPG 45 WM 6	E.37
1500870000	ES EPG 45 WM 10/70	E.37
1500880000	ES EPG 45 WM 25/50	E.37
1500890000	ES EPG 45 WM 95	E.37
1500900000	ES EPG 45 WM 120	E.37
1500920000	ES EPG 45 WM 16/35	E.37
1500930000	ES EPG 45 HEX 6	E.37
1500940000	ES EPG 45 HEX 10/70	E.37
1500950000	ES EPG 45 HEX 16/35	E.37
1500970000	ES EPG 45 HEX 25/50	E.37
1500980000	ES EPG 45 HEX 95	E.37
1500990000	ES EPG 45 HEX 120	E.37
1501070000	ES EPG 45 AEH 25	E.37
1501170000	ES EPG 45 AEH 35	E.37
1501180000	ES EPG 45 AEH 50	E.37
1501290000	ES EPG 45 DIN 6	E.37
1501320000	ES EPG 45 DIN 10	E.37
1501330000	ES EPG 45 DIN 16	E.37
1501340000	ES EPG 45 DIN 25	E.37
1501350000	ES EPG 45 DIN 35	E.37
1501370000	ES EPG 45 DIN 50	E.37
1501380000	ES EPG 45 DIN 70	E.37
1501800000	ES APG 80 DIN 185	E.41
1501820000	ES APG 80 DIN 240	E.41
1502050000	ES APG 80 AEH 50	E.41
1502070000	ES APG 80 AEH 70	E.41
1502080000	ES APG 80 AEH 95	E.41
1502090000	ES APG 80 AEH 120	E.41
1502100000	ES APG 80 AEH 150	E.41
1502430000	ES APG 80 WM 6	E.41
1502440000	ES APG 80 WM 10	E.41
1502470000	ES APG 80 WM 16	E.41
1502480000	ES APG 80 WM 25	E.41
1502490000	ES APG 80 WM 35	E.41
1502500000	ES APG 80 WM 50	E.41
1502520000	ES APG 80 WM 70	E.41
1502530000	ES APG 80 WM 95	E.41
1502540000	ES APG 80 WM 120	E.41
1502550000	ES APG 80 WM 150	E.41
1502570000	ES APG 80 WM 185	E.41
1502580000	ES APG 80 WM 240	E.41
1502590000	ES APG 80 WM 300	E.41
1502600000	ES APG 80 HEX 6	E.41
1502620000	ES APG 80 HEX 10	E.41
1502630000	ES APG 80 HEX 16	E.41
1502640000	ES APG 80 HEX 25	E.41
1502650000	ES APG 80 HEX 35	E.41
1502670000	ES APG 80 HEX 50	E.41
1502680000	ES APG 80 HEX 70	E.41
1502690000	ES APG 80 HEX 95	E.41
1502700000	ES APG 80 HEX 120	E.41
1502720000	ES APG 80 HEX 150	E.41
1502730000	ES APG 80 HEX 185	E.41
1502740000	ES APG 80 HEX 240	E.41
1502750000	ES APG 80 HEX 300	E.41
1502780000	ES APG 80 HEX 300AL	E.41
1502790000	ES APG 80 DIN 120	E.41
1502800000	ES APG 80 DIN 150	E.41

Order No.	Type	Page
1502820000	ES APG 80 DIN 6	E.41
1502830000	ES APG 80 DIN 10	E.41
1502840000	ES APG 80 DIN 16	E.41
1502850000	ES APG 80 DIN 25	E.41
1502870000	ES APG 80 DIN 35	E.41
1502880000	ES APG 80 DIN 50	E.41
1502890000	ES APG 80 DIN 70	E.41
1502900000	ES APG 80 DIN 95	E.41
1509370000	LADEGERAET EPG	E.33
1509370000	LADEGERAET EPG	E.36
1509370000	LADEGERAET EPG	E.38
1509370000	LADEGERAET EPG	E.42

1510000000

1512780000	STRIPAX ULTIMATE XL	D.5
1512790000	ERME SPX ULXL	D.5

1520000000

1527230000	PZ 6 ROTO L ZERT	E.11
------------	------------------	------

1530000000

1534740000	POWERSTRIPPER AM 12	J.18
------------	---------------------	------

1540000000

1542250000	CRIMPSET PZ 10 HEX	I.32
1542280000	CRIMPSET PZ 10 SQR	I.32
1548380000	KOS-PG42	C.16
1548390000	KOS-PG48	C.16
1548400000	KOS-M63	C.14
1548400000	KOS-M63	C.16
1548410000	KOS-M50	C.14
1548410000	KOS-M50	C.16

1770000000

1774470000	WSM TOOL AUTOMATIK	E.46
1774480000	WSM TOOL MANUELL	E.47

1860000000

1862200000	WK-1/4(SCREWTY)	G.17
1866710000	REMOVAL TOOL CM 3	E.44
1866720000	REMOVAL TOOL CM 5	E.44
1866730000	REMOVAL TOOL HD	E.44
1866740000	REMOVAL TOOL CM 20	E.44
1866750000	REMOVAL TOOL HE	E.44
1866760000	REMOVAL TOOL ALFK	E.44

1900000000

1900000000	SCREWTY-M12	G.17
1900001000	SCREWTY-M12-DM	G.17
1900010000	SCREWTY-M8	G.17
1900011000	SCREWTY-M8-DM	G.17
1900020000	SCREWTY-M12 F	G.17
1900021000	SCREWTY-M12 F-DM	G.17
1900030000	SCREWTY-M8 F	G.17
1900031000	SCREWTY-M8 F-DM	G.17
1900100000	SCREWTY M12 KO 0. SD	G.17
1900110000	SCREWTY M8 KO 0. SD	G.17
1900120000	SCREWTY M12F KO 0. SD	G.17
1900130000	SCREWTY M8F KO 0. SD	G.17

1910000000

1910000000	SCREWTY SET	G.17
------------	-------------	------

1920000000

1920000000	SCREWTY SET -DM	G.17
------------	-----------------	------

1960000000

1966780000	IE-KOK-V1	C.16
1966790000	IE-KOK-V4	C.16
1966810000	IE-KO-HAT	C.15

1980000000

1981560000	SCREWTY M23	G.17
1987840000	DMS PRO ZERT	G.6
1989310000	PZ 10 SQR ZERT	E.13
1989320000	PZ 10 HEX ZERT	E.13

1990000000

1994540000	ES EPG 45 HEX 150	E.37
1994550000	ES EPG 45 WM 150	E.37

2000000000

2000360000	EASYCRIMP	E.48
2008410000	KOK 52 X 91	C.16
2008420000	KOK 92 X 92	C.16

Order No.	Type	Page
-----------	------	------

2090000000

2091010000	H0,75/16DS GR	K.14
2092480000	H1,0/16 DS DR	K.14
2092490000	H1,5/16 DS SW	

Order No.	Type	Page
-----------	------	------

2540000000

2544760000	SKAI TASCH	H.6
2544760000	SKAI TASCH	H.7
2544760000	SKAI TASCH	H.8
2544760000	SKAI TASCH	H.14
2548180000	P BAG	1.27
2548180000	P BAG	1.28
2548180000	P BAG	1.29
2548180000	P BAG	1.30

2560000000

2561430000	P BAG SET 1	1.27
2566720000	2POL TESTER ZUB	H.14

2570000000

2571480000	ERTE KLBC SPX 10	D.4
2571490000	ERTE KLBC SPX 16	D.4
2571500000	ERTE KLBC SPX UL	D.5
2571510000	ERTE KLBC SPX UL XL	D.5
2576620000	P BAG BIG	1.21
2576620000	P BAG BIG	1.22
2576620000	P BAG BIG	1.23
2576620000	P BAG BIG	1.24
2576620000	P BAG BIG	1.25
2576620000	P BAG BIG	1.26
2577810000	ES EPG 60/HPG AEH 25	E.39
2577820000	ES EPG 60 AEH 35	E.39
2577830000	ES EPG 60/HPG AEH 50	E.39
2577850000	ES EPG 60/HPG AEH 70	E.39
2577870000	ES EPG 60/HPG AEH 95	E.39
2577880000	ES EPG 60/HPG AEH 120	E.39
2577900000	ES EPG 60 AEH 150	E.39
2577930000	ES EPG 60 AEH 185	E.39
2577940000	ES EPG 60 ISO 10	E.39
2577950000	ES EPG 60 ISO 16	E.39
2578020000	KRN-M10/400	L.10
2578030000	KRN-M12/400	L.10
2578040000	KRN-M16/400	L.10
2578050000	KRN-M20/400	L.10
2578060000	ES APG80 WM 400	E.41
2579420000	P BAG SET 3	1.28
2579430000	P BAG SET 4	1.28
2579440000	P BAG SET 5	1.29
2579460000	P BAG SET 7	1.30

2580000000

2580000000	CRIMPFIX R VARIO	J.20
------------	------------------	------

2600000000

2602110000	P BAG XL SET 1	1.21
2602120000	P BAG XL SET 2	1.21
2602140000	P BAG XL SET 4	1.22
2602170000	P BAG XL SET 7	1.24
2602250000	PRO CASE CAB	1.20
2602270000	PRO CASE 16	1.18
2602280000	PRO CASE ELEC	1.19
2602290000	TOP CASE CAB	1.20
2602310000	TOP CASE 16	1.18
2602320000	TOP CASE ELEC	1.19
2604630000	H0,5/16S OR BD GSP	K.14
2604630000	H0,5/16DS W BD GSP	K.14
2604640000	H0,75/16S W BD GSP	K.14
2604650000	H0,75/16DS GR BD GSP	K.14
2604660000	H0,75/16TS HBL BD GSP	K.14
2604680000	H1,0/16S GE BD GSP	K.14
2604690000	H1,0/16DS R BD GSP	K.14
2604700000	H1,5/16S R BD GSP	K.14
2604710000	H1,5/16DS SW BD GSP	K.14

2620000000

2625720000	AM-X	D.13
------------	------	------

2630000000

2634120000	WIRE PROCESSING CENTER	J.9
2634140000	WPC WAGON	J.9
2634310000	POWERCRIMPER 6.0	J.19

2660000000

2666380000	WPC KBZF A	J.9
2666390000	WPC KBZF B	J.9
2666400000	WPC GFSN	J.9

2680000000

2683640000	TOOL CHEST	1.5
2683650000	TC LORW	1.11
2683660000	TC BHLE	1.11
2683670000	TC ZUAL	1.11
2683680000	TC PRHA	1.11
2683690000	TC SDHA	1.11
2683700000	TC ABFBH	1.11

Order No.	Type	Page
-----------	------	------

2683710000	TC FTFA	1.11
2683720000	TC INL BIG 1	1.5
2683730000	TC INL BIG 1 EMPTY	1.5
2683740000	TC INL THIRD 1	1.6
2683750000	TC INL THIRD 1 EMPTY	1.6
2683760000	TC INL THIRD 2	1.6
2683770000	TC INL THIRD 2 EMPTY	1.6
2683780000	TC INL THIRD 3	1.7
2683790000	TC INL THIRD 3 EMPTY	1.7
2683800000	TC INL THIRD 4	1.7
2683810000	TC INL THIRD 4 EMPTY	1.7
2683820000	TC INL THIRD 5	1.8
2683830000	TC INL THIRD 5 EMPTY	1.8
2683840000	TC INL THIRD 6	1.8
2683850000	TC INL THIRD 6 EMPTY	1.8
2683860000	TC INL THIRD 7	1.9
2683870000	TC INL THIRD 7 EMPTY	1.9
2683880000	TC INL THIRD 8	1.9
2683890000	TC INL THIRD 8 EMPTY	1.9
2683900000	TC INL THIRD 9	1.10
2683910000	TC INL THIRD 9 EMPTY	1.10
2683940000	TC INL THIRD 1 FIELD EMPTY	1.11
2683950000	TC INL THIRD 2 FIELDS EMPTY	1.11
2683960000	TC INL THIRD 3 FIELDS EMPTY	1.11

2700000000

2709760000	TOOL CHEST SET	1.5
------------	----------------	-----

2720000000

2728480000	WPC WAGON 115V	J.9
2728490000	WIRE PROCESSING CENTER 115V	J.9

2730000000

2738690000	RAILASSEMBLER	J.3
------------	---------------	-----

2740000000

2740900000	CA 100 DUO	J.15
2740900000	CA 100 DUO	J.22
2748110000	BIT-BOX 11	G.9
2748120000	BHS 1/4	G.9
2748140000	BIT C 6,3 PHOX25	G.10
2748150000	BIT C 6,3 PH1X25	G.10
2748160000	BIT C 6,3 PH2X25	G.10
2748170000	BIT C 6,3 P2OX25	G.10
2748180000	BIT C 6,3 P21X25	G.10
2748190000	BIT C 6,3 P22X25	G.10
2748200000	UBH 1/4 E6.3	G.9
2748860000	BIT C 6,3 0.5X3,0X25	G.10
2748870000	BIT C 6,3 0.5X3,5X25	G.10
2748880000	BIT C 6,3 0.5X4,0X25	G.10
2748890000	BIT C 6,3 0.8X5,5X25	G.10
2748900000	BIT E6,3 0.4X2,5X70	G.8
2748910000	BIT E6,3 0.5X3,0X70	G.8
2748920000	BIT E6,3 0.6X3,5X70	G.8
2748930000	BIT E6,3 0.8X4,0X70	G.8
2748940000	BIT E6,3 1.0X5,5X70	G.8
2748950000	BIT E6,3 1.2X6,5X70	G.8
2748960000	BIT E6,3 P21X70	G.8
2748970000	BIT E6,3 P22X70	G.8
2748980000	BIT E6,3 PH1X70	G.8
2748990000	BIT E6,3 PH2X70	G.8
2749000000	BIT E6,3 T15 X 70	G.8
2749010000	BIT E6,3 T20 X 70	G.8
2749020000	BIT E6,3 T40 X 70	G.8
2749030000	BIT E6.3 Z 0.8X4,0X39	G.8
2749040000	BIT E6.3 0.5X3,0X110	G.8
2749050000	BIT E6.3 0.6X3,5X110	G.8
2749060000	BIT E6.3 0.8X4,5X110	G.8
2749070000	BIT E6.3 0.8X4,0X110	G.8
2749080000	BIT E6.3 1.0X5,5X110	G.8
2749090000	BIT E6.3 1.2X6,5X110	G.8
2749100000	BIT E6.3Z 0.6X3,5X70	G.8
2749110000	UBH SWH 1/4 EC 6.3	G.9
2749200000	SD SET S2.5-5.5/PH1/2	G.30
2749220000	SD SET S2.0-5.5	G.30
2749230000	SD SET T10/15/20/25/30/40 TR	G.30
2749260000	SDS 0.4X2.0X60	G.29
2749320000	SDS 0.4X2.5X75	G.29
2749330000	SDS 0.5X3.0X80	G.29
2749340000	SDS 0.6X3.5X100	G.29
2749350000	SDS 0.6X3.5X200	G.29
2749360000	SDS 0.8X4.0X100	G.29
2749370000	SDS 0.8X4.5X125	G.29
2749380000	SDS 1.0X5.5X150	G.29
2749390000	SDS 1.2X6.5X150	G.29
2749400000	SDK PHO X 60	G.29
2749410000	SDK PH1 X 80	G.29
2749420000	SDK PH2 X 100	G.29
2749430000	SDK PH3 X 150	G.29
2749440000	SDK PZ1 X 80	G.29
2749450000	SDK PZ2 X 100	G.29
2749460000	SDK PZ3 X 150	G.29
2749470000	SD T7 TR X 60	G.29
2749480000	SD T8 TR X 60	G.29
2749490000	SD T9 TR X 60	G.29

Order No.	Type	Page
-----------	------	------

2749500000	SD T10 TR X 80	G.29
2749510000	SD T15 TR X 80	G.29
2749520000	SD T20 TR X 100	G.29
2749530000	SD T25 TR X 100	G.29
2749540000	SD T30 TR X 115	G.29
2749550000	SD T40 TR X 115	G.29
2749560000	SD TO 0,6X3,0	G.29
2749570000	SD TO 0,4X2,5	G.29
2749580000	SDI SET SLIM S3.5-6.5/PH1/2	G.22
2749590000	SDI SET SLIM S3.5-6.5/PZ1/2	G.22
2749600000	SDI SET SLIM T8/T9/T10/T15/T20/T25	G.22
2749610000	SDIS SLIM 0.6X3.5X100	G.21
2749620000	SDIS SLIM 0.8X4.0X100	G.21
2749630000	SDIS SLIM 1.0X5.5X125	G.21
2749640000	SDIS SLIM 1.2X6.5X150	G.21
2749650000	SDIK SLIM PH1 X 80	G.21
2749660000	SDIK SLIM PH2 X 100	G.21
2749670000	SDIK SLIM PZ1 X 80	G.21
2749680000	SDIK SLIM PZ2 X 100	G.21
2749690000	SDIPM SLIM PZ2 X 100	G.21
2749700000	SDIT SLIM T10 X 100	G.21
2749710000	SDIT SLIM T15 X 100	G.21
2749720000	SDIT SLIM T20 X 100	G.21
2749730000	SDIT SLIM T25 X 125	G.21
2749740000	SDIT SLIM T30 X 150	G.21
2749750000	SDI SET S2.5-5.5/PH1/2	G.27
2749760000	SDI SET S2.5-5.5/PZ1/2	G.27
2749770000	SDI SET S2.0-5.5	G.27
2749780000	SDIS 0.4X2.0X60	G.25
2749790000	SDIS 0.4X2.5X75	G.25
2749800000	SDIS 0.5X3.0X100	G.25
2749810000	SDIS 0.6X3.5X100	G.25
2749820000	SDIS 0.8X4.0X100	G.25
2749830000	SDIS 1.0X4.5X125	G.25
2749840000	SDIS 1.0X4.5X175	G.25
2749850000	SDIS 1.0X5.5X125	G.25
2749860000	SDIS 1.2X6.5X150	G.25
2749870000	SDIS 1.2X8.0X175	G.25
2749880000	SDIK PHO X 60	G.25
2749890000	SDIK PH1 X 80	G.25
2749900000	SDIK PH2 X 100	G.25
2749910000	SDIK PH3 X 150	G.25
2749920000	SDIK PZ1 X 80	G.25
2749930000	SDIK PZ2 X 100	G.25
2749940000	SDIPM PZ1 X 80	G.25
2749950000	SDIPM PZ2 X 100	G.25
2749960000	SDIPM PH1 X 80	G.25
2749970000	SDIPM PH2 X 100	G.25
2749980000	SDIZ 0.6X3.5X100	G.26
2749990000	SDIZ 0.8X4.0X100	G.26

2750000000

2750020000	SDIR 1 X 80	G.26
2750030000	SDIR 2 X 100	G.26
2750040000	SDIT T8 X 60	G.26
2750050000	SDIT T9 X 60	G.26
2750060000	SD EL 0.3X1.5X40 PICO	G.32
2750070000	SD EL 0.4X2.0X60 PICO	G.32
2750080000	SD EL 0.5X2.5X75 PICO	G.32
2750090000	SD EL 0.5X3.0X75 PICO	G.32
2750100000	SD EL 0.6X3.5X100 PICO	G.32
2750110000	SD EL 0.8X4.0X100 PICO	G.32
2750120000	SDK EL PZ0 X 60 PICO	G.32
2750130000	SDK EL PZ1 X 80 PICO	G.32
2750140000	SDK EL PHO X 60 PICO	G.32
2750150000	SDK EL PH1 X 80 PICO	G.32
2750160000	SD EL SET 1.5-4.0/PHO/1	G.32
2750180000	SD OPEN	A.4

2760000000

2769020000	URS CA 100 DUO 4-6MM²	J.22
2769030000	URS CA 100 DUO 4-10MM²	J.22

2790000000

2792000000	LJR 1.5M10 V	K.21
2797190000	CUTFIX PRO	J.16
2797200000	CUTFIX PRO FEEDER	J.16

2810000000

2816420000	WIRE PROCESSING CENTER FEEDER	J.9
2816430000	WIRE PROCESSING CENTER FEEDER 115V	J.9
2819820000	4-FOLD BLADE PS AM 12	J.18

2830000000

2831380000	PZ 6 ROTO ADJ	E.10
2831390000	PZ 6 ROTO ADJ ZERT	E.10
2833890000	CRIMPFIX ECO	J.19

2850000000

2853270000	APG 80	E.40
2854990000	SDI SET S2.5-5.5/PH1/2 VOLT	G.28
285500		

Order No.	Type	Page
9003620000	MEHA KP GN M-D-SPX	D.6
9003630000	MEHA KP BL M-D-SPX	D.6
9003640000	MEHA KP SW M-D-SPX	D.6
9003750000	M-D-STRIPAX LWL	D.7
9003750000	M-D-STRIPAX LWL	E.45
9003760000	MEHA KP LWL M-D-SPX	D.7
9004050000	H0,5/10	K.16
9004060000	H1,5/12	K.16
9004070000	H1,5/18	K.16
9004080000	H2,5/10	K.16
9004090000	H2,5/18	K.16
9004100000	H4,0/15	K.16
9004110000	H4,0/18	K.16
9004120000	H6,0/10	K.16
9004130000	H6,0/18	K.16
9004150000	H16,0/25	K.16
9004160000	H16,0/32	K.16
9004170000	H25,0/25	K.16
9004180000	H25,0/32	K.16
9004190000	H35,0/25	K.16
9004200000	H35,0/32	K.16
9004210000	H50,0/18	K.16
9004220000	H50,0/32	K.16
9004230000	H70,0/25	K.16
9004270000	H0,5/14 OR BD	K.5
9004280000	H0,5/14D W BD	K.6
9004280000	H0,5/14D W BD	K.8
9004290000	H0,75/14 W BD	K.5
9004300000	H0,75/14D GR BD	K.6
9004310000	H0,75/14T HBL BD	K.8
9004320000	H1,0/14 GE BD	K.5
9004330000	H1,0/14D R BD	K.6
9004330000	H1,0/14D R BD	K.8
9004340000	H1,5/14 R BD	K.5
9004350000	H1,5/14D SW BD	K.6
9004350000	H1,5/14D SW BD	K.8
9004360000	H2,5/14D BL BD	K.5
9004360000	H2,5/14D BL BD	K.6
9004370000	H2,5/14T GR BD	K.8
9004410000	H1,5/16 ZH R SV	K.10
9004420000	H1,5/16D ZH SW SV	K.11
9004420000	H1,5/16D ZH SW SV	K.12
9004430000	H2,5/19D ZH BL SV	K.10
9004430000	H2,5/19D ZH BL SV	K.11
9004440000	H0,5/14 ZH OR SV	K.10
9004500000	WAW 1 NEUTRAL	C.9
9004510000	WAW 2	C.9
9004530000	DW RSV 1.6	E.44
9004560000	H0,5/14S OR	K.14
9004590000	H0,5/14S W	K.14
9004710000	H10,0/26D R ZH SV	K.11
9004720000	H6,0/23D ZH GE SV	K.11
9004730000	H4,0/22D ZH GR SV	K.10
9004730000	H4,0/22D ZH GR SV	K.11
9004740000	H2,5/21D ZH BL SV	K.10
9004740000	H2,5/21D ZH BL SV	K.11
9004750000	H1,5/20D SW ZH SV	K.11
9004750000	H1,5/20D SW ZH SV	K.12
9004760000	H1,0/19D ZH R SV	K.11
9004760000	H1,0/19D ZH R SV	K.12
9004770000	H0,75/16D ZH GR SV	K.11
9004780000	H0,5/14D ZH W SV	K.11
9004810000	BLOCKBATTERIE 9V	H.11
9004810000	BLOCKBATTERIE 9V	H.12
9004810000	BLOCKBATTERIE 9V	H.13
9004900000	H0,75/16 ZH W SV	K.10
9004910000	H1,0/19 ZH GE SV	K.10
9004920000	H1,5/20 ZH R SV	K.10
9004930000	H6,0/23 ZH SW SV	K.10
9004940000	H10,0/24 ZH EB SV	K.10
9005000000	STRIPAX	D.4
9005140000	H0,75/16T ZH HBL SV	K.12
9005150000	H2,5/21 ZH GR SV	K.12
9005160000	H6,0/23T ZH GN SV	K.12
9005170000	H10,0/26T ZH BR SV	K.12
9005180000	H0,14/10 GR SV	K.5
9005610000	STRIPAX 16	D.4
9005700000	CST VARIO	D.15
9005720000	SCHRAUBENDREHER CST	D.15
9005730000	MESSEREINSATZ CST VARIO	D.15
9005740000	MESSERHALTER CST VARIO	D.15
9005800000	EINSTELLBLOCK CST	D.14
9005810000	H0,5/14 OR BD GSP	K.5
9005820000	H0,75/14 W BD GSP	K.5
9005830000	H1,0/14 GE BD GSP	K.5
9005840000	H1,5/14 R BD GSP	K.5
9005850000	H2,5/14D BL BD GSP	K.5
9005850000	H2,5/14D BL BD GSP	K.7
9005860000	H0,5/14D W BD GSP	K.7
9005860000	H0,5/14D W BD GSP	K.9
9005870000	H0,75/14D GR BD GSP	K.7
9005880000	H1,0/14D R BD GSP	K.7
9005880000	H1,0/14D R BD GSP	K.9
9005890000	H1,5/14D SW BD GSP	K.7
9005890000	H1,5/14D SW BD GSP	K.9
9005900000	H0,75/14T BL BD GSP	K.9
9005910000	H2,5/14T GR BD GSP	K.9
9005990000	PZ 1.5	E.6
9005990000	PZ 1.5	E.9

Order No.	Type	Page
9005990000	PZ 1.5	K.3
9006020000	SWIFTY	G.19
9006120000	CTI 6	E.7
9006120000	CTI 6	E.19
9006120000	CTI 6	K.3
9006220000	CTN 25 D4	E.21
9006220000	CTN 25 D4	E.21
9006230000	CTN 25 D5	E.21
9006230000	CTN 25 D5	E.21
9006450000	PZ 50	E.6
9006450000	PZ 50	E.15
9006450000	PZ 50	K.3
9006590000	H1,5/17,5X SW SV	K.13
9006630000	H1,5/19,5X SW SV	K.13
9006670000	H2,5/17,5X BL SV	K.13
9006710000	H2,5/21,5X BL SV	K.13
9006750000	H4,0/19,5X GR SV	K.13
9006790000	H6,0/23X GE SV	K.13
9006830000	H10,0/24,0X R SV	K.13
9006870000	H16,0/25,5X BL SV	K.13
9006890000	SP 303	G.33
9006890000	MEHA KP WS M-D-SPX	D.6
9007440000	DMS 3	G.7
9007450000	AKKU DMS 3	G.6
9007460000	LG DMS PRO/ DMS 3	G.7
9007460000	LG DMS PRO/ DMS 3	G.7
9008120000	TT 864 RS	E.7
9008120000	TT 864 RS	E.31
9008130000	ERSATZMESSERSATZ TT864	E.31
9008190000	TT 1064 RS	E.7
9008190000	TT 1064 RS	E.31
9008850000	SK WSD-S 1,5-10,0	G.34
9008860000	SKS 2,0-8,0	G.34
9008870000	SKS 2,0-8,0 MR	G.34
9008880000	THS 940	G.34

9010000000

Order No.	Type	Page
9010950000	HTX-HDC/POF	E.45
9011360000	HTX LWL	E.7
9011360000	HTX LWL	E.23
9011460000	PZ 6/5	E.6
9011460000	PZ 6/5	E.12
9011460000	PZ 6/5	K.8
9011980000	STRIPAX PLUS 2.5 ZERT	E.3
9011990000	HTX 188	E.7
9011990000	HTX 188	E.27
9012020000	HTG 58/59	E.7
9012020000	HTG 58/59	E.27
9012400000	HTX 138	E.7
9012400000	HTX 138	E.27
9012410000	HTG 174	E.6
9012410000	HTG 174	E.6
9012500000	PZ 4	E.12
9012500000	PZ 4	E.12
9012500000	PZ 4	K.3
9012600000	PZ 16	E.6
9012600000	PZ 16	E.14
9012600000	PZ 16	K.3
9013080000	HTF 48	E.7
9013080000	HTF 48	E.18
9013090000	HTF 28	E.7
9013090000	HTF 28	E.18
9013260000	HTF SUB-D	E.7
9013260000	HTF SUB-D	E.28
9013400000	HTF 63	E.7
9013400000	HTF 63	E.18
9013550000	HTF RSV 12	E.6
9013550000	HTF RSV 12	E.29
9013560000	HTF RSV 16	E.6
9013560000	HTF RSV 16	E.29
9013600000	PZ ZH 16	E.6
9013600000	PZ ZH 16	E.14
9013600000	PZ ZH 16	K.3
9013610000	PZ ZH 16 ZERT	E.14
9013690000	CTX CM 1.6/2.5 ZERT	E.22
9013960000	ERME 110 PDT	E.43
9013970000	PUNCH DOWN TOOL PDT	E.43
9013980000	ERME 66 PDT	E.43
9013990000	ERME 630 PDT	E.43
9014000000	ERME LSA PLUS STANDARD	E.43
9014050000	ERME LSA PLUS SCHERE	E.43
9014100000	HTN 21 AN	E.7
9014100000	HTN 21 AN	E.20
9014140000	HTF DFF	E.6
9014140000	HTF DFF	E.29
9014350000	PZ 6 ROTO	E.6
9014350000	PZ 6 ROTO	E.11
9014350000	PZ 6 ROTO	K.3
9014400000	HTI 15	E.7
9014400000	HTI 15	E.20
9014410000	HTN 21	E.7
9014610000	HTN 21	E.20
9014840000	HTF ZRV	E.6
9014840000	HTF ZRV	E.29
9015900000	FLECAFIX 11/24	G.18
9015980000	FLECAFIX 24/36	G.18
9017170000	HTN 21 AN ZERT	E.20

Order No.	Type	Page
9017240000	HTF 63 ZERT	E.18
9017260000	HTF 48 ZERT	E.18
9017290000	CTI 6 ZERT	E.19
9017300000	PZ 4 ZERT	E.12
9017310000	PZ 1.5 ZERT	E.9
9017330000	STRIPAX ZERT	D.4
9017340000	PZ 16 ZERT	E.14
9017350000	CTN 25 D4 ZERT	E.21
9017360000	PZ 3 ZERT	E.9
9017380000	HTN 21 ZERT	E.20
9017400000	PZ 50 ZERT	E.15
9017410000	HTF 28 ZERT	E.18
9017430000	HTI 15 ZERT	E.20
9017440000	PZ 6 ROTO ZERT	E.11
9017870000	DMS 3 ZERT	G.7
9017880000	HTF RSV 12 ZERT	E.29
9017890000	HTF RSV 12 ZERT	E.29
9017900000	PZ 6/5 ZERT	E.12
9018480000	CTX CM 3.6	E.6
9018480000	CTX CM 3.6	E.22
9018490000	CTX CM 1.6/2.5	E.6
9018490000	CTX CM 1.6/2.5	E.22
9018510000	H0,75/14 ZH W SV	K.10
9018520000	H0,75/14D ZH GR SV	K.11
9018530000	H1,0/15 ZH GE SV	K.10
9018540000	H1,0/15D ZH R SV	K.12
9018550000	H0,75/14T5 HBL	K.14
9018560000	H1,0/14S R	K.14
9018570000	H0,75/15T ZH BL SV	K.12
9018580000	H2,5/19T ZH GR SV	K.12
9018590000	H4,0/22T ZH OR SV	K.12
9018650000	H1,0/15S ZH GE SV	K.10
9018690000	H1,0/15S ZH GE	K.10
9018860000	H10,0/24S ZH EB	K.15
9018870000	H10,0/30S ZH EB	K.15
9018880000	H10,0/24D5 ZH R	K.15
9018890000	H10,0/30D5 ZH R	K.15
9018910000	H0,25/5	K.16
9019000000	H0,5/12D W	K.8
9019000000	H0,5/12D W	K.8
9019010000	H0,5/14D W	K.6
9019010000	H0,5/14D W	K.8
9019020000	H0,5/16D W	K.8
9019020000	H0,5/16D W	K.8
9019030000	H0,75/12D GR	K.6
9019040000	H0,75/14D GR	K.6
9019050000	H0,75/16D GR	K.6
9019060000	H0,75/18D GR	K.6
9019070000	H1,0/12D R	K.6
9019070000	H1,0/12D R	K.8
9019080000	H1,0/14D R	K.5
9019080000	H1,0/14D R	K.8
9019100000	H1,0/16D R	K.6
9019100000	H1,0/16D R	K.8
9019110000	H1,0/18D R	K.6
9019110000	H1,0/18D R	K.8
9019120000	H1,5/14D SW	K.6
9019120000	H1,5/14D SW	K.8
9019130000	H1,5/16D SW	K.6
9019130000	H1,5/16D SW	K.8
9019140000	H1,5/18D SW	K.6
9019140000	H1,5/18D SW	K.8
9019150000	H1,5/24D SW	K.6
9019150000	H1,5/24D SW	K.8
9019160000	H2,5/15D BL	K.4
9019160000	H2,5/15D BL	K.6
9019170000	H2,5/19D BL	K.4
9019170000	H2,5/19D BL	K.6
9019180000	H2,5/25D BL	K.4
9019180000	H2,5/25D BL	K.6
9019190000	H4,0/18D GR	K.4
9019190000	H4,0/18D GR	K.6
9019200000	H4,0/20D GR	K.4
9019200000	H4,0/20D GR	K.6
9019210000	H4,0/26D GR	K.4
9019210000	H4,0/26D GR	K.6
9019220000	H6,0/22D GE	K.6
9019230000	H6,0/26D GE	K.6
9019240000	H10,0/22D R	K.6
9019250000	H10,0/28D R	K.6
9019260000	H16,0/22D BL	K.6
9019270000	H16,0/28D BL	K.6
9019280000	H25,0/30D 16 GE	K.6
9019300000	H25,0/36D GE	K.6
9019310000	H35,0/30D 16 R	K.6
9019320000	H35,0/32D R	K.6
9019330000	H35,0/39D R	K.6
9019340000	H50,0/36D BL	K.6
9019350000	H50,0/41D BL	K.6
9019400000	H0,5/14D W SV	K.6
9019400000	H0,5/14D W SV	K.8
9019410000	H0,75/14D GR SV	K.6
9019420000	H1,0/14D R SV	K.6
9019420000	H1,0/14D R SV	K.8
9019430000	H1,5/14D SW SV	K.6
9019430000	H1,5/14D SW SV	K.8

9020000000

Order No.	Type	Page
9020000000	STRIPAX PLUS 2.5	E.6
9020000000	STRIPAX PLUS 2.5	E.8
9020000000	STRIPAX PLUS 2.5	K.3

Order No.	Type	Page
9028510000	POWERSTRIPPER 6,0	J.17
9028530000	CRIMPFIX L	J.21
9028540000	CRIMPFIX LS	K.14
9028580000	H0,75/14DS GR	K.12
9028630000	CRIMP-SET PZ 4	L.31
9028650000	CRIMP-SET PZ D	L.31
9028680000	CRIMP-SET PZ 6 ROTO L	L.31
9028690000	CRIMP-SET PZ 6 ROTO L D	L.31
9028700000	CRIMP-SET PZ 6 ROTO L T	L.31
9028740000	CRIMP-SET PZ 6/5	L.32
9028770000	CRIMP-SET STRIPAX PLUS	L.33
9028780000	CRIMP-SET STRIPAX PLUS D	L.33
9028790000	CRIMP-SET STRIPAX PLUS T	L.33
9028850000	CRIMP-SET PZ 50	L.33
9028860000	KOFFER PSC4-01	L.39

9030000000

9030060000	AM 12	D.13
9030500000	CST	D.14
9032060000	SCHA CST	D.14
9036200000	H2,5/12TS GR	K.14
9036220000	H2,5/16DS BL	K.14
9036290000	HOOKBLA 1,0-2,5 SW	K.30
9036300000	HOOKBLA 1,0-2,5 SW	K.30
9036330000	H1,0/22DS R ZH	K.11
9037200000	H0,5/14 ZH OR	K.10
9037200000	H0,5/14 ZH OR	K.12
9037210000	H0,5/16 ZH OR	K.10
9037210000	H0,5/16 ZH OR	K.12
9037220000	H0,5/18 ZH OR	K.10
9037220000	H0,5/18 ZH OR	K.12
9037230000	H0,75/14 ZH W	K.10
9037240000	H0,75/16 ZH W	K.10
9037250000	H0,75/24 ZH W	K.10
9037260000	H1,0/15 ZH GE	K.10
9037270000	H1,0/19 ZH GE	K.10
9037280000	H1,0/25 ZH GE	K.10
9037290000	H1,5/16 ZH R	K.10
9037300000	H1,5/20 ZH R	K.10
9037310000	H1,5/26 ZH R	K.10
9037320000	H6,0/23 ZH SW	K.10
9037330000	H6,0/29 ZH SW	K.10
9037340000	H10,0/24 ZH EB	K.10
9037350000	H10,0/30 ZH EB	K.10
9037360000	H16,0/29 ZH GN	K.10
9037370000	H16,0/38 ZH GN	K.10
9037380000	H0,5/14D ZH W	K.11
9037390000	H0,5/16D ZH W	K.11
9037400000	H0,5/18D ZH W	K.11
9037410000	H0,75/14D ZH GR	K.11
9037420000	H0,75/16D ZH GR	K.11
9037430000	H0,75/24D ZH GR	K.11
9037440000	H1,0/15D ZH R	K.12
9037440000	H1,0/15D ZH R	K.12
9037450000	H1,0/19D ZH R	K.11
9037450000	H1,0/19D ZH R	K.12
9037460000	H1,0/25D ZH R	K.11
9037460000	H1,0/25D ZH R	K.12
9037470000	H1,5/16D ZH SW	K.11
9037470000	H1,5/16D ZH SW	K.12
9037480000	H1,5/20D ZH SW	K.11
9037480000	H1,5/20D ZH SW	K.12
9037490000	H1,5/26D ZH SW	K.11
9037490000	H1,5/26D ZH SW	K.12
9037500000	H2,5/19D ZH BL	K.10
9037500000	H2,5/19D ZH BL	K.11
9037510000	H2,5/21D ZH BL	K.10
9037510000	H2,5/21D ZH BL	K.11
9037520000	H2,5/27D ZH BL	K.10
9037520000	H2,5/27D ZH BL	K.11
9037530000	H4,0/22D ZH GR	K.10
9037530000	H4,0/22D ZH GR	K.11
9037540000	H4,0/28D ZH GR	K.10
9037540000	H4,0/28D ZH GR	K.11
9037550000	H6,0/23D ZH GE	K.11
9037560000	H6,0/29D ZH GE	K.11
9037570000	H10,0/24D ZH R	K.11
9037580000	H10,0/30D ZH R	K.11
9037590000	H16,0/29D ZH BL	K.11
9037600000	H16,0/38D ZH BL	K.11
9037610000	H0,75/14T ZH HBL	K.12
9037620000	H0,75/16T ZH HBL	K.12
9037630000	H0,75/24T ZH HBL	K.12
9037640000	H2,5/19T ZH GR	K.12
9037650000	H2,5/21T ZH GR	K.12
9037660000	H2,5/27T ZH GR	K.12
9037670000	H4,0/22T ZH OR	K.12
9037680000	H4,0/28T ZH OR	K.12
9037690000	H6,0/23T ZH GN	K.12
9037700000	H6,0/29T ZH GN	K.12
9037710000	H10,0/24T ZH BR	K.12
9037720000	H10,0/30T ZH BR	K.12
9037730000	H16,0/29T ZH W	K.12
9037740000	H16,0/38T ZH W	K.12

9040000000

9041600000	SLICER 2K	C.18
------------	-----------	------

Order No.	Type	Page
9046230000	HZ 5/14S BL SV	K.14
9046280000	KBZ 160	F.3
9046290000	KBZ 180	F.3
9046300000	KBZ 200	F.3
9046310000	SE HD 140	F.4
9046320000	SE HD 160	F.4
9046330000	SE HD 180	F.4
9046340000	SE TOP	F.4
9046350000	FZ 160	F.6
9046360000	RZ 160	F.6
9046370000	FRZ S 160	F.5
9046380000	FRZ S 200	F.5
9046390000	FRZ SG 160	F.5
9046400000	FRZ SG 200	F.5
9046410000	KSE 160	F.4
9046420000	KSE 200	F.4
9046430000	KBZI 200	F.3
9046440000	AIZ 160	F.7

9050000000

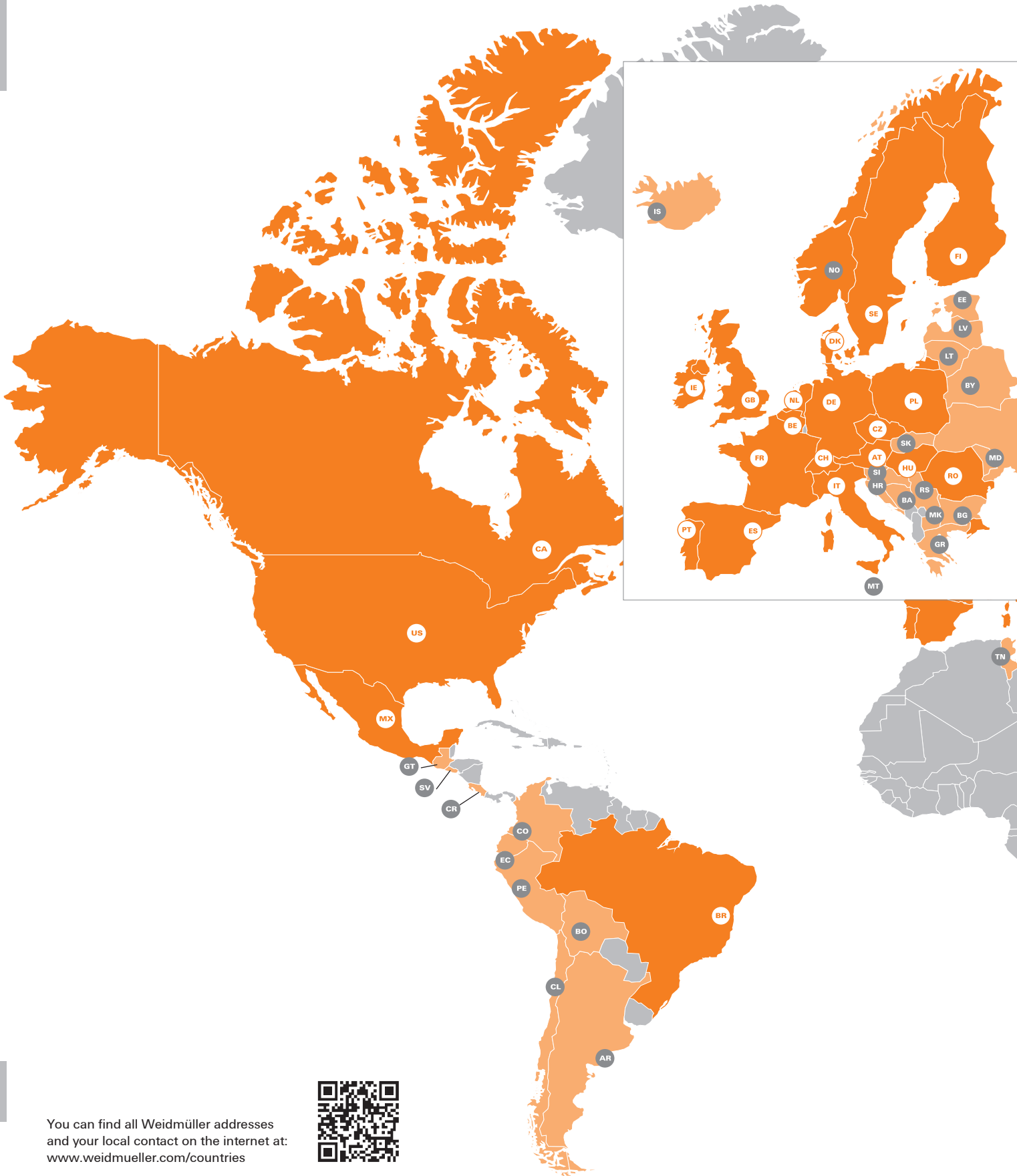
9050180000	AIMESA V	J.17
9050340000	ERSATZMESSER STRIPAX PL	E.8

9200000000

9200070000	LIR 1,5M3 V	K.21
9200080000	LIR 1,5M3,5 V	K.21
9200090000	LIR 1,5M4 V	K.21
9200100000	LIR 1,5M5 V	K.21
9200110000	LIR 1,5M6 V	K.21
9200120000	LIR 1,5M8 V	K.21
9200150000	LIR 2,5M3 V	K.21
9200160000	LIR 2,5M3,5 V	K.21
9200170000	LIR 2,5M4 V	K.21
9200180000	LIR 2,5M5 V	K.21
9200190000	LIR 2,5M6 V	K.21
9200200000	LIR 2,5M8 V	K.21
9200210000	LIR 2,5M10 V	K.21
9200230000	LIR 6M4 V	K.21
9200240000	LIR 6M5 V	K.21
9200250000	LIR 6M6 V	K.21
9200260000	LIR 6M8 V	K.21
9200270000	LIR 6M10 V	K.21
9200290000	LIS 1,5M3 V	K.22
9200300000	LIS 1,5M3,5 V	K.22
9200310000	LIS 1,5M4 V	K.22
9200320000	LIS 1,5M5 V	K.22
9200330000	LIS 1,5M6 V	K.22
9200350000	LIS 2,5M3 V	K.22
9200360000	LIS 2,5M3,5 V	K.22
9200370000	LIS 2,5M4 V	K.22
9200380000	LIS 2,5M5 V	K.22
9200390000	LIS 2,5M6 V	K.22
9200410000	LIS 6M4 V	K.22
9200420000	LIS 6M5 V	K.22
9200430000	LIS 6M6 V	K.22
9200440000	LIS 6M8 V	K.22
9200450000	LIS 6M10 V	K.22
9200460000	LIP 1,5R12 V	K.23
9200470000	LIP 2,5R12 V	K.23
9200480000	LIP 6R14 V	K.23
9200490000	LIP 1,5B25 VF	K.24
9200500000	LIP 2,5B25 VF	K.24
9200510000	LIF 6B26 RF	K.24
9200520000	LIF 1,5F288 R	K.25
9200530000	LIF 1,5F488 R	K.25
9200540000	LIF 1,5F638 R	K.25
9200550000	LIF 2,5F488 R	K.25
9200560000	LIF 2,5F638 R	K.25
9200570000	LIF 6F638 R	K.25
9200580000	LIF 1,5M638 R	K.26
9200590000	LIF 2,5M638 R	K.26
9200600000	LIF 6M638 R	K.26
9200610000	LIF 1,5T638 R	K.27
9200620000	LIF 2,5T638 R	K.27
9200630000	LIF 6T638 R	K.27
9200640000	LIF 1,5F638 RF	K.26
9200650000	LIF 2,5F638 RF	K.26
9200660000	LIF 6F638 RF	K.26
9200670000	LID 1,5M4 R	K.28
9200680000	LID 2,5M5 R	K.28
9200690000	LID 6M5 R	K.28
9200700000	LID 1,5F4 RF	K.28
9200710000	LID 2,5F5 RF	K.28
9200720000	LID 6,0F5 RF	K.28
9201040000	HTF AFK 2.5	E.6
9201040000	HTF AFK 2.5	E.29
9201310000	BATTERIE 1,5V MICRO	H.6
9201310000	BATTERIE 1,5V MICRO	H.7
9201310000	BATTERIE 1,5V MICRO	H.16
9201310000	BATTERIE 1,5V MICRO	H.17
9201430000	ZUB SLICER N016-35	D.17
9202000000	KOFFER CARRY LITE 55	L.39
9202010000	KOFFER PSC5-01 PP	L.40
9202020000	EINSATZ A9-1 CL55	L.37
9202040000	KT 45 R	C.7
9202060000	KT 55	C.7
9202080000	KT 80	C.8

Order No.	Type	Page
9202210000	MULTI-STRIPAX 6-16	D.10
9202220000	MULTI-STRIPAX 16 SL	D.10
9202230000	MULTI-STRIPAX AWG	D.10
9202250000	MULTI-STRIPAX ASI	D.10
9202260000	AIE MULTI-STRIPAX 6-16	D.11
9202270000	AIE MULTI-STRIPAX 16 SL	D.11
9202280000	AIE MULTI-STRIPAX AWG	D.11
9202300000	AIE MULTI-STRIPAX ASI	D.11
9202310000	EINSATZ BA8-PSC 80	L.38
9202320000	EINSATZ BA7-PSC 80	L.38
9202330000	KOFFER PSC80 PC	L.39
9202460000	PRO CASE PREMIUM	L.16
9202470000	PRO CASE LEER	L.16
9202470000	PRO CASE LEER	L.17
9202470000	PRO CASE LEER	L.18
9202470000	PRO CASE LEER	L.19
9202470000	PRO CASE LEER	L.20
9202510000	WK 1/4 C6, 3 E6,3	G.13
9202600000	CRIMPSET CTI 6	L.34
9202610000	CRIMPSET PZ / CTI	L.35
9202640000	CRIMP-SET KONTAKTE	L.35
9202800000	TT 8 RS MP 8	E.7
9202800000	TT 8 RS MP 8	E.30
9202820000	H0,75/19S ZH W	K.10
9202830000	H0,75/19DS ZH GR	K.11
9202840000	H0,75/19TS ZH HBL	K.12
9202850000	CTI 6 G	E.7
9202850000	CTI 6 G	E.19
9202850000	CTI 6 G	K.3
9202860000	CTF 63	E.7
9202860000	CTF 63	E.18
9202870000	H1,5/24 XS SW	K.13
9202880000	H2,5/24 XS BL	K.13
9202900000	H0,5/16S OR	K.14
9202910000	H0,5/16 DS W	K.14
9203070000	ERME MULTI-STRIPAX	D.10
9203100000	ERAN MULTI-STRIPAX	D.10
9203160000	PRO CASE INSTA	L.17
9203260000	EINSATZ A9-2 CL55	L.37
9203610000	MULTI-STRIPAX 0.75-4 SL	D.10
9203620000	H10,0/22S EB	K.14
9203630000	H4,0/20DS GR	K.14
9203730000	AIE MULTI-SPX 0.75-4*SL	D.11
9204090000	H0,34/11 S TK	K.14
9204190000	AM 16	D.12
9204240000	H0,75/15S W	K.14
9204260000	ERME AM 16	D.12
9204270000	ERME KT 45 R	C.7
9204280000	ERME KT 55	C.7
9204290000	ERME KT 80	C.8
9204360000	IE-CST	D.14
9204540000	MULTI-STRIPAX 0.25-1.5S	D.10
9204560000	AIE M-SPX 0.25-1.5 S	D.11
9204560000	MULTI-STRIPAX 1.5-6.0S	D.10
9204570000	AIE M-SPX 1.5-6.0 S	D.11
9204750000	SEE ESD 125	F.11
9204760000	FZE ESD 130	F.11
9204770000	SZE ESD 130	F.11
9204780000	KOBBS 19X75	C.16
9204780000	KOBBS 19X75	C.16
9204790000	IE-KOK V5	C.16
9204810000	KOK-6X46	C.16
9204820000	KOK-52X36	C.16
9204830000	KOK-65X36	C.16
9204840000	KOK-68X68	C.16
9204850000	KOK-86X36	C.16
9204860000	KOK-91X36	C.16
9204870000	KOK-112X36	C.16
9204880000	KOS-M16	C.14
9204880000	KOS-M16	C.16
9204900000	KOS-M25	C.14
9204900000	KOS-M25	C.16
9204910000	KOS-M32	C.14
9204910000	KOS-M32	C.16
9204920000	KOS-M40	C.14
9204920000	KOS-M40	C.16
9204930000	KOS-P69	C.14
9204930000	KOS-P69	C.16
9204940000	KOS-P611	C.14
9204940000	KOS-P611	C.16
9204950000	KOS PG 13/M20	C.14
9204950000	KOS PG 13/M20	C.16
9204960000	KOS-PG16	C.14
9204960000	KOS-PG16	C.16
9204970000	KOS-PG21	C.14
9204970000	KOS-PG21	C.16
9204980000	KOS-PG29	C.14
9204990000	KOS-PG36	C.14
9205000000	KOHS 9.5+19	C.14
9205000000	KOHS 9.5+19	C.15
9205010000	KOHS 19	C.14
9205010000	KOHS 19	C.15
9205020000	KOPD 10.0	C.15
9205030000	KOBBS 9.5X50	C.14
9205030000	KOBBS 9.5X50	C.16
9205040000	KOBBS 19X55	C.14
9205040000	KOBBS 19X55	C.16
9205050000	LSP 4L	H.9
9205130000	SEE ESD 120	F.11

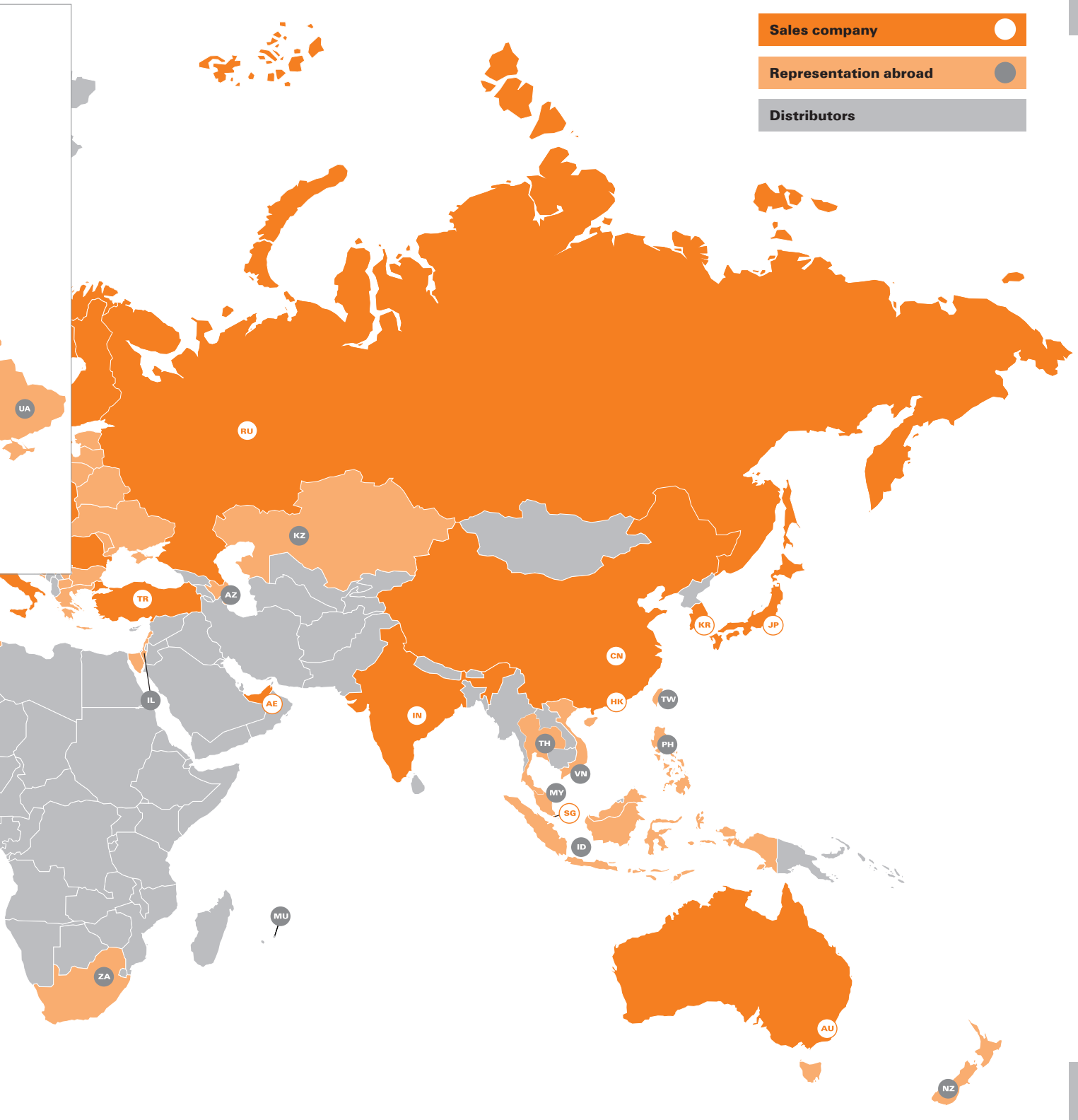
Addresses worldwide



X

You can find all Weidmüller addresses and your local contact on the internet at: www.weidmueller.com/countries





We cannot guarantee that there are no mistakes in the publications or software provided by us to the customer for the purpose of making orders. We try our best to quickly correct errors in our printed media.

X

All orders are based on our general terms of delivery, which can be reviewed on the websites of our group companies where you place your order. On demand we can also send the general terms of delivery to you.

Weidmüller – Your partner in Smart Industrial Connectivity

As experienced experts we support our customers and partners around the world with products, solutions and services in the industrial environment of power, signal and data. We are at home in their industries and markets and know the technological challenges of tomorrow. We are therefore continuously developing innovative, sustainable and useful solutions for their individual needs. Together we set standards in Industrial Connectivity.

Weidmüller Interface GmbH & Co. KG
Klingenbergstraße 26
32758 Detmold, Germany
T +49 5231 14-0
F +49 5231 14-292083
www.weidmueller.com

Personal support can
be found on our website:
www.weidmueller.com/contact

Made in Germany



Order number: 2896110000/06/2023/SMD